
SAN MARCOS COMMUNITY FOUNDATION BOARD MEETING AGENDA

Tuesday, August 15, 2017 – 6:00 PM

Council Chamber, 1 Civic Center Drive

Cell Phones: As a courtesy to others, please silence your cell phone or pager during the meeting and engage in conversations outside the meeting room.

Americans with Disabilities Act: If you need special assistance to participate in this meeting, please contact the Board Secretary at (760) 744-1050, ext. 3116. Notification 48 hours in advance will enable the City to make reasonable arrangements to ensure accessibility to this meeting. Assisted listening devices are available for the hearing impaired. Please see the Board Secretary if you wish to use this device.

Public Comment: If you wish to address the Board on any agenda item, please complete a "Request to Speak" form. Be sure to indicate which item number you wish to address. Comments are limited to FIVE minutes.

The Oral Communication segment of the agenda is for the purpose of allowing the public to address the Board on any matter NOT listed on the agenda. The Board is prohibited by state law from taking action on items NOT listed on the Agenda. However, they may refer the matter to staff for a future report and recommendation. If you wish to speak under "Oral Communications," please complete a "Request to Speak" form as noted above.

Agendas: Agenda packets are available for public inspection 72 hours prior to scheduled meetings at the Administration Department located on the second floor of City Hall, 1 Civic Center Drive, San Marcos, during normal business hours.

CALL TO ORDER

ROLL CALL

NEW BUSINESS

1. PRESIDENT'S REPORT

- 2-1-1 San Diego Update
- Other updates of note to the Board

*Recommendation: **NOTE & FILE/DISCUSS/APPROVE***

2. **FUND STATEMENT**

Recommendation: **NOTE & FILE**

3. **SMCF GRANT FUNDING COMMITTEE RECOMMENDATION**

Quarterly Funding Recommendation to the SMCF Board for Deliberation.

- (a) Summer Quarter Funding Recommendation Worksheet
- (b) Regular/Mini Grant Funding History Fiscal Year 2016/2017
- (c) Resolution 2017-04 – Summer Quarter Grants

Recommendation: **CONSIDER/APPROVE**

OLD BUSINESS

4. **PROMOTIONAL AND FUNDRAISING ACTIVITIES/IDEAS**

- 30th Anniversary event
- Other outreach opportunities

Recommendation: **DISCUSS/APPROVE**

CONSENT CALENDAR

5. **WAIVER OF TEXT** This item is to waive the reading of all text of all Resolutions and Policies adopted at this meeting. Resolutions and Policies shall be adopted by title.

Recommendation: **WAIVE**

6. **APPROVAL OF MINUTES** SMCF Board Meeting May 16, 2017.

Recommendation: **CONSIDER/APPROVE**

7. **ORAL COMMUNICATIONS** Speakers are limited to five minutes. Please complete a "Request to Speak" form and place in basket provided. According to Board policy, *FIFTEEN* minutes has been established during this portion of the Agenda to allow citizens to speak on any matter NOT listed. The Board is prohibited by state law from taking action on items NOT listed on the Agenda. However they may refer the matter for a future report and recommendations.

ITEMS FOR THE GOOD OF THE ORDER

8. **MISCELLANEOUS**

- (a) Selection of next quarter's Grant Funding Committee

9. **ADJOURNMENT**

**AFFIDAVIT OF POSTING
STATE OF CALIFORNIA)
COUNTY OF SAN DIEGO) ss.
CITY OF SAN MARCOS)**

I, Michael Gordon, hereby certify that I caused the posting of this Agenda on the bulletin board located at the north entrance to City Hall on Thursday, August 10, 2017 at 5:00 pm.

Michael Gordon, Recording Secretary – SMCF



City of San Marcos

Quarter 4 FY 2016-2017

April 2017 to June 2017

Quarter 4 Summary



678 calls from San Marcos clients



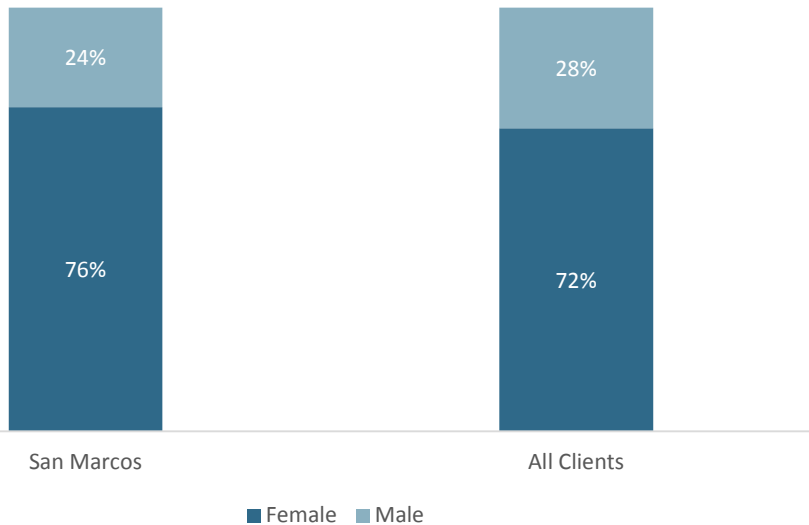
1,191 needs presented



1,392 referrals provided

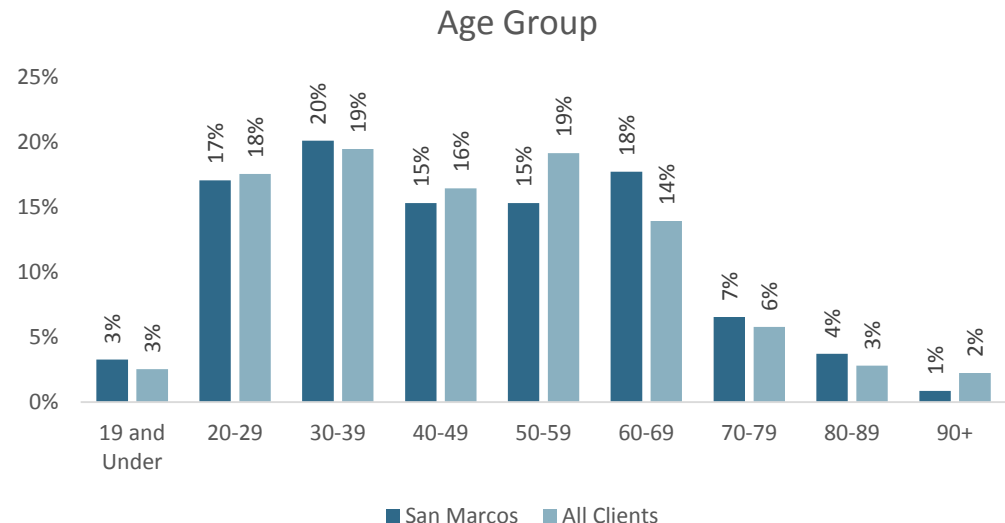
- In Quarter 4, April 2017 to June 2017, 2-1-1 San Diego created 678 cases for clients who resided in San Marcos (zip codes 92069, 92078, 92079, or 92096).
- These clients presented 1,191 needs, which resulted in 1,392 referrals to services to address these needs.

The majority of San Marcos clients are female



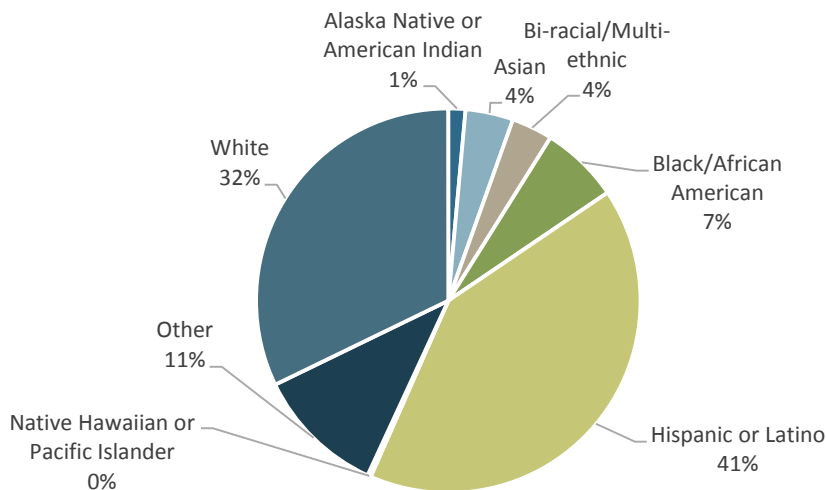
76% of clients who called from San Marcos are **women**, which is higher than the total population of 2-1-1 clients (72%).

Clients from San Marcos represent roughly the same age groups as the total population of 2-1-1 clients. There is a slightly smaller population of clients between 50 and 59 from San Marcos, as compared to the total population of 2-1-1 clients.



Nearly half of San Marcos clients are Hispanic or Latino

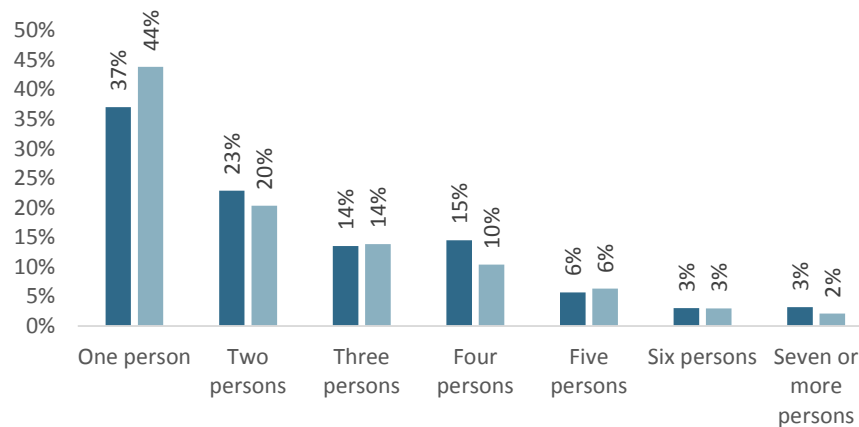
Race/Ethnicity of San Marcos Clients



Nearly half (41%) of the clients from San Marcos are **Hispanic or Latino**, which is higher than the total population of 2-1-1 clients (35%). Additionally, only 7% of the San Marcos clients are Black/African American, which is much lower than the total population of 2-1-1 clients (16%).

37% of San Marcos clients reside in **one person households**, which is lower than the total population of 2-1-1 clients (44%). Clients from San Marcos show a slightly higher representation among households with two or more persons than the total population of 2-1-1 clients.

Household Size



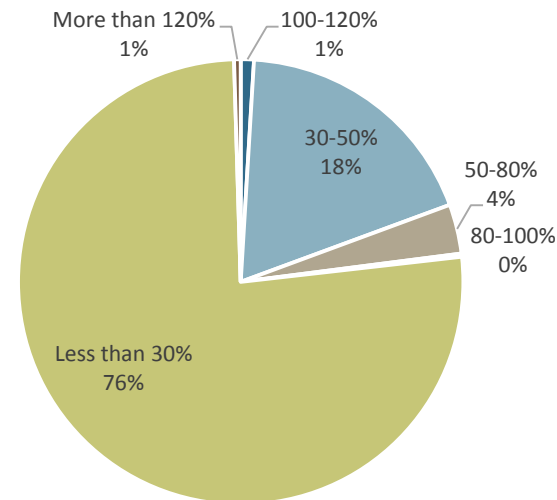
■ San Marcos ■ All Clients

All demographic data is out of total known responses.

San Marcos clients show incomes much lower than the Area Median Income

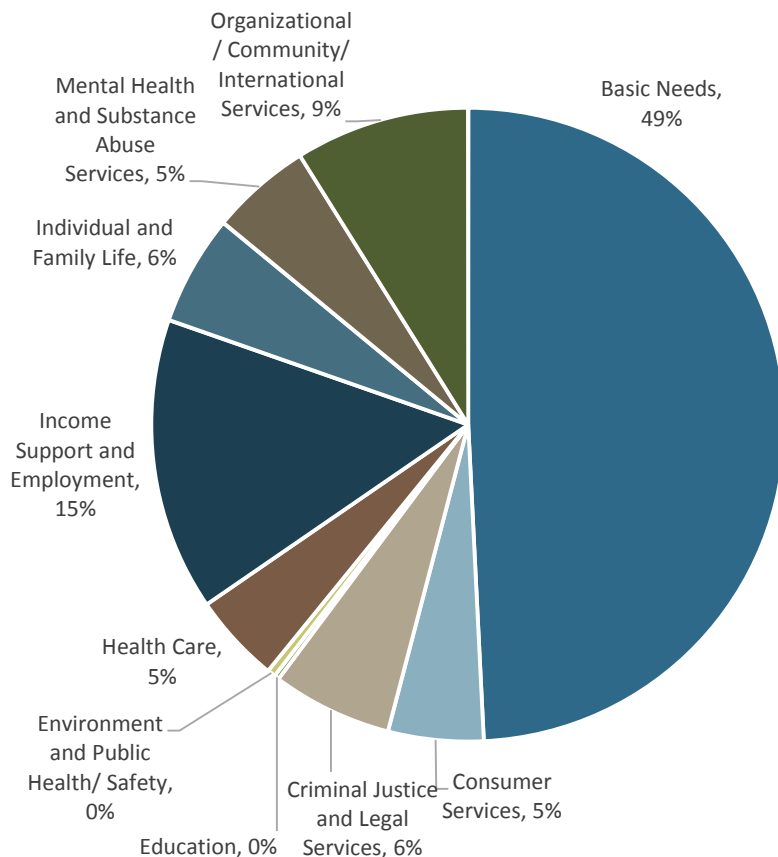
- Of those who disclosed their annual household income, the majority of clients from San Marcos have incomes that place them at less than 30% of the Area Median Income (AMI).
- In total for Quarter 4, there were **560 clients with low to moderate incomes** (under 80% of AMI), or whose referrals indicated they were low income.

Area Median Income



Basic needs are most common need presented

Overview of First Level Needs



Second Level Needs for Top 3 First Level Needs

First and Second Level Needs	Percent of First Level Need
Basic Needs	100%
Housing/Shelter	47%
Utilities	35%
Food	11%
Material Goods	5%
Transportation	2%
Income Support and Employment	100%
Public Assistance Programs	78%
Temporary Financial Assistance	12%
Employment	8%
Social Insurance Programs	2%
Organizational/Community/International Services	100%
Information Services	80%
Community Economic Development and Finance	8%
Community Groups and Government/Administrative Offices	5%
Donor Services	4%
Occupational/Professional Associations	3%
Community Planning and Public Works	1%

San Marcos clients received about 1,400 referrals this quarter

Top 10 Service Referrals

Referral Name	# of Referrals
Home Energy Bill Assistance Program, Campesinos Unidos Inc- San Diego Office	94
Enrollment and Navigation Services, 2-1-1 San Diego	62
California Alternate Rates for Energy (CARE) Program, San Diego Gas and Electric Company	38
ACCESS Customer Service Center Self Service	35
City of San Diego Affordable Housing Information and Guide, San Diego Housing Commission	29
CalFresh (Food Stamps/SNAP), Health and Human Services Agency, County of San Diego, North Inland Family Resource Center	25
Emergency Food Assistance Program (EFAP), Jacobs and Cushman San Diego Food Bank, Palomar Korean Church	24
Modest Needs Foundation	22
MyBenefits CalWIN, Self Sufficiency Programs, Health and Human Services Agency, County of San Diego	22
Rent Payment Assistance, Brother Benno Foundation	20

YTD Summary

	Quarter 1	Quarter 2	Quarter 3	Quarter 4	YTD
Calls	684	663	788	678	2,813
Low Income	571	550	649	560	2,330
Needs	1,207	1,256	1,396	1,191	5,050
Referrals	1,499	1,519	1,586	1,392	5,996



Laura Rocha
San Marcos Community Foundation
City of San Marcos
1 Civic Center Drive
San Marcos, CA 92069-2949

FUND STATEMENT

**San Marcos Community Foundation Fund
For the Quarter Ending 6/30/2017**



4950 Murphy Canyon Road
San Diego, CA 92123
(858) 279-2740 tel
(858) 279-6105 fax
www.jcfsandiego.org

San Marcos Community Foundation Fund
Fund ID: Sanm
For the Quarter Ending 6/30/2017

How To Read This Fund Statement

Enclosed please find the statement for the ***San Marcos Community Foundation Fund*** of the Jewish Community Foundation. To help you navigate through this statement, below please find a few definitions.

Assets and Liabilities

Outlines the financial position of the Fund as of the statement date. This section details total assets (how your fund is invested) as well as outstanding liabilities, if any. New contributions to your fund may be held temporarily in one of the Foundation's operating accounts (displayed as "US Bank Gifts" or "US Bank Grants"). Items in Transit, if any, represent uncollected fees.

Fund Activity Summary

Recounts quarter-to-date and year-to-date activity for the Fund, including contributions, income, grants and expenses.

Definitions In This Section:

Contributions

- **Gifts / Additions:** Contributions to the Fund.
- **Transfers In:** Transfers from another Fund administered by the Foundation.

Investment Activity

- **Interests & Dividends:** Income from the investments of the Fund.
- **Realized Gains (Losses):** The difference between the value of the asset on the date it is gifted to the Foundation and the fair market value on the date an asset is sold.
- **Unrealized Gains (Losses):** Changes in the value of the Fund related to investments.
- **Investment Expenses:** Costs related to the sale of an asset, such as brokerage fees and commissions, and consultant and custodian fees for Funds invested in the pools.

Disbursements

- **Grants:** Distributions to charitable organizations from the Fund.
- **Transfers Out:** Transfers to another Fund administered by the Foundation.
- **Foundation Support:** The Foundation's fee for administering the Fund which supports operations and programs for the community.

Please know how very honored the Foundation is to assist you. If you have any questions regarding your statement, please call us at (858) 279-2740. Thank you for your support.



4950 Murphy Canyon Road
San Diego, CA 92123
(858) 279-2740 tel
(858) 279-6105 fax
www.jcfsandiego.org

San Marcos Community Foundation Fund
Fund ID: Sanm
For the Quarter Ending 6/30/2017

ASSETS AND LIABILITIES

Market Value as of 06/30/2017

Long Term Pool	\$	610,464.72
Endowment Pool		611,410.95

Total Assets	\$	<u>1,221,875.67</u>
---------------------	-----------	----------------------------

Liabilities and Fund Balance

Fund Balance	\$	1,221,875.67
--------------	----	--------------

Total Liabilities and Fund Balance	\$	<u>1,221,875.67</u>
---	-----------	----------------------------



4950 Murphy Canyon Road
San Diego, CA 92123
(858) 279-2740 tel
(858) 279-6105 fax
www.jcfsandiego.org

San Marcos Community Foundation Fund
Fund ID: Sanm
For the Quarter Ending 6/30/2017

FUND ACTIVITY SUMMARY

	Current Period	Year-To-Date
	04/01/2017 - 06/30/2017	07/01/2016 - 06/30/2017
BEGINNING FUND BALANCE	\$ 1,201,594.83	\$ 1,152,765.09
Contributions		
Additions	\$ 0.00	\$ 0.00
Total Contributions	<u>\$ 0.00</u>	<u>\$ 0.00</u>
Investment Activity		
Interest & Dividends	\$ 3,177.28	\$ 23,882.22
Realized Gains (Losses)	1,452.18	1,952.73
Unrealized Gains (Losses)	37,323.95	111,806.77
Investment Expenses	(290.67)	(1,094.63)
Total Investment Activity	<u>\$ 41,662.74</u>	<u>\$ 136,547.09</u>
Disbursements		
Custodial Withdrawals	(20,000.00)	(62,000.00)
Foundation Support	(1,381.90)	(5,436.51)
Total Disbursements	<u>\$ (21,381.90)</u>	<u>\$ (67,436.51)</u>
Net Change	20,280.84	69,110.58
ENDING FUND BALANCE	<u><u>\$ 1,221,875.67</u></u>	<u><u>\$ 1,221,875.67</u></u>



4950 Murphy Canyon Road
San Diego, CA 92123
(858) 279-2740 tel
(858) 279-6105 fax
www.jcfsandiego.org

San Marcos Community Foundation Fund
Fund ID: Sanm
For the Quarter Ending 6/30/2017

FUND ACTIVITY DETAIL

Custodial Withdrawals

05/11/2017	San Marcos Community Foundation	\$	20,000.00
	Total Custodial Withdrawals	\$	<u>20,000.00</u>

This page intentionally left blank.



Laura Rocha
San Marcos Community Foundation
City of San Marcos
1 Civic Center Drive
San Marcos, CA 92069-2949

FUND STATEMENT

**S.M. Community Found - Now & Forever Fund
For the Quarter Ending 6/30/2017**



4950 Murphy Canyon Road
San Diego, CA 92123
(858) 279-2740 tel
(858) 279-6105 fax
www.jcfsandiego.org

S.M. Community Found - Now & Forever Fund
Fund ID: Sanma
For the Quarter Ending 6/30/2017

How To Read This Fund Statement

Enclosed please find the statement for the ***S.M. Community Found - Now & Forever Fund*** of the Jewish Community Foundation. To help you navigate through this statement, below please find a few definitions.

Assets and Liabilities

Outlines the financial position of the Fund as of the statement date. This section details total assets (how your fund is invested) as well as outstanding liabilities, if any. New contributions to your fund may be held temporarily in one of the Foundation's operating accounts (displayed as "US Bank Gifts" or "US Bank Grants"). Items in Transit, if any, represent uncollected fees.

Fund Activity Summary

Recounts quarter-to-date and year-to-date activity for the Fund, including contributions, income, grants and expenses.

Definitions In This Section:

Contributions

- **Gifts / Additions:** Contributions to the Fund.
- **Transfers In:** Transfers from another Fund administered by the Foundation.

Investment Activity

- **Interests & Dividends:** Income from the investments of the Fund.
- **Realized Gains (Losses):** The difference between the value of the asset on the date it is gifted to the Foundation and the fair market value on the date an asset is sold.
- **Unrealized Gains (Losses):** Changes in the value of the Fund related to investments.
- **Investment Expenses:** Costs related to the sale of an asset, such as brokerage fees and commissions, and consultant and custodian fees for Funds invested in the pools.

Disbursements

- **Grants:** Distributions to charitable organizations from the Fund.
- **Transfers Out:** Transfers to another Fund administered by the Foundation.
- **Foundation Support:** The Foundation's fee for administering the Fund which supports operations and programs for the community.

Please know how very honored the Foundation is to assist you. If you have any questions regarding your statement, please call us at (858) 279-2740. Thank you for your support.



4950 Murphy Canyon Road
San Diego, CA 92123
(858) 279-2740 tel
(858) 279-6105 fax
www.jcfsandiego.org

S.M. Community Found - Now & Forever Fund
Fund ID: Sanma
For the Quarter Ending 6/30/2017

ASSETS AND LIABILITIES

Market Value as of 06/30/2017

Long Term Pool	\$ 4,558.03
Total Assets	\$ 4,558.03

Liabilities and Fund Balance

Fund Balance	\$ 4,558.03
Total Liabilities and Fund Balance	\$ 4,558.03



4950 Murphy Canyon Road
San Diego, CA 92123
(858) 279-2740 tel
(858) 279-6105 fax
www.jcfsandiego.org

S.M. Community Found - Now & Forever Fund
Fund ID: Sanma
For the Quarter Ending 6/30/2017

FUND ACTIVITY SUMMARY

	Current Period	Year-To-Date
	04/01/2017 - 06/30/2017	07/01/2016 - 06/30/2017
BEGINNING FUND BALANCE	\$ 4,409.98	\$ 4,070.62
Contributions		
Additions	\$ 0.00	\$ 0.00
Total Contributions	\$ 0.00	\$ 0.00
Investment Activity		
Interest & Dividends	\$ 16.49	\$ 105.38
Realized Gains (Losses)	0.30	0.21
Unrealized Gains (Losses)	137.51	405.81
Investment Expenses	(1.15)	(4.27)
Total Investment Activity	\$ 153.15	\$ 507.13
Disbursements		
Foundation Support	(5.10)	(19.72)
Total Disbursements	\$ (5.10)	\$ (19.72)
Net Change	148.05	487.41
ENDING FUND BALANCE	\$ 4,558.03	\$ 4,558.03

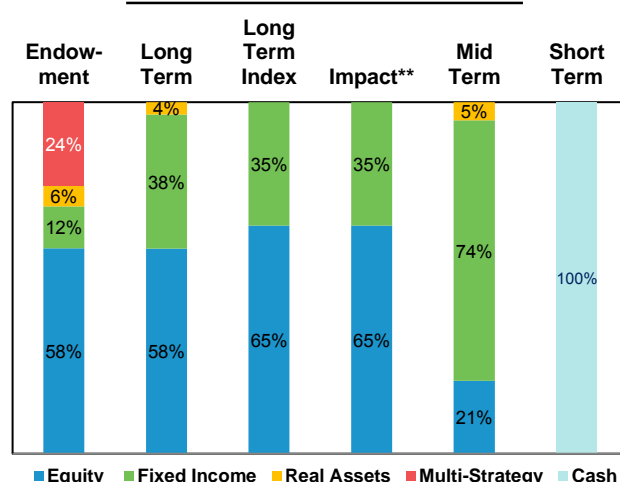
Market Update

- **Stock markets around the world rose between 2% and 6% over the past three months**, helped by improving global growth and strong corporate earnings reports. International (non-U.S.) markets, especially emerging markets, outperformed U.S. markets, benefiting portfolios with global diversification.
- **Bonds posted positive returns, between 1% and 3%, in the quarter.** The Fed raised rates in June, as expected, which normally hurts bond prices, although investors' search for yield led to rising bond prices.
- **Commodity prices were negative for the second quarter in a row**, due to declines in energy and agricultural commodity prices.

Pool Asset Allocation & Performance Summary

- **Endowment Pool: Up 2.9% in the quarter**
The nearly 60% allocation to equities (stocks) drove performance, helped further by fixed income (bonds). The diversifying strategies of real assets and multi-strategy managers posted lower returns, which is somewhat expected when stock performance is strong.
- **Long Term Pool: Up 3.5% in the quarter**
The equity and fixed income allocations were both up in the quarter. The lack of the multi-strategy allocation that is in the Endowment Pool led the Long Term Pool to outperform the Endowment Pool in the quarter.
- **Long Term Index Pool: Up 3.4% in the quarter**
This pool's performance was in line with its benchmark.
- **Mid Term Pool: Up 2.1% in the quarter**
This pool's high allocation to bonds led to performance in line with bond markets.

Pool Asset Allocation as of 6/30/17



Performance Detail

JCFSD Pools:	Past 3 Months	Cal. YTD	Fiscal YTD	1 Year	3 Years*	5 Years*	Since Inception*	Incep.
Endowment	2.9	8.4	12.3	12.3	4.0	6.9	5.6	7/2008
Endowment Policy Index	2.8	7.2	11.5	11.5	2.7	6.4	4.7	
Long Term	3.5	8.8	12.5	12.5	4.0	7.1	6.4	7/2003
LT Policy Index	3.5	8.3	9.8	9.8	2.5	6.1	6.1	
Long Term Index	3.4	8.5	12.1	12.1	4.3	--	4.3	7/2014
LT Index Policy Index	3.3	8.1	11.9	11.9	4.2	--	4.2	
Impact (historical)**	2.7	7.2	10.9	10.9	5.4	8.8	--	7/2017
Impact Policy Index	3.3	8.1	11.9	11.9	4.2	--	--	
Mid Term	2.1	4.4	3.9	3.9	2.2	3.3	4.9	7/2003
Mid-Term Policy Index	2.8	5.6	1.8	1.8	0.3	2.4	4.9	
Short Term	0.1	0.3	0.4	0.4	0.4	0.3	1.4	7/2003
Short-Term Policy Index	0.2	0.3	0.5	0.5	0.2	0.2	1.3	
Other Market Indices:								
S&P 500 (US Stocks)	3.1	9.3	17.9	17.9	9.6	14.6	--	--
B.Bar. Agg. (US Bonds)	1.4	2.3	-0.3	-0.3	2.5	2.2	--	--

All performance is net of (after) investment management fees. *Annualized for periods longer than one year.

** Historical Impact Pool represents current managers' vehicle or strategy composite returns weighted according to the Pool's target asset allocation. Market returns used prior to strategy inception.

Please access your fund on our website in approximately two weeks to find additional performance, analysis and commentary which includes pool performance compared to benchmarks and rankings compared to other endowments and foundations.

Appendix

ASSET CLASS DEFINITIONS

- **Equities** are stock investments in companies around the world: U.S. and non-U.S. The Foundation uses a wide variety of vehicles and structures, including separate accounts, mutual funds, commingled funds, and limited partnerships.
- **Fixed Income** are bond investments primarily in the U.S., but also outside the U.S. The Foundation uses a wide variety of vehicles and structures to gain exposure to fixed income, including separate accounts, mutual funds, commingled funds and limited partnerships. There are a wide variety of fixed income securities used, including U.S. Treasury and Agency bonds, other sovereign nation bonds, corporate bonds, mortgage-backed securities, and asset-backed securities.
- **Real Assets** are a wide variety of property, buildings and developments, timber, or commodities, which may be gained through mutual funds, commingled funds, and private partnerships. The goal of the Foundation's modest allocation to Real Assets is to provide a potential hedge against unexpectedly high inflation.
- **Multi-Strategy Investments** are investment strategies that allocate across traditional and alternative investments. These investments generally are not tied to market benchmarks, and the goal of these investments is a positive return over the medium term regardless of the performance of broad equity and fixed income markets.
- **Cash** can include cash investments, money market securities, certificates of deposit and short-term U.S. Treasuries.

INVESTMENT OBJECTIVES

- **Endowment Pool**
Designed for donors and nonprofits with very long-term investment horizons (20+ years) and a modest, fixed annual spending rate. The Endowment Pool is managed consistent with endowment best practices, and includes both Real Assets and Multi-Strategy investments (both defined above).
- **Long Term Pool**
Designed for donors and nonprofits with long-term investment horizons (7+ years) and a modest, fixed, annual spending objective. The risk and return profile is designed to be similar to that of the Endowment Pool, although the Long Term Pool will remain liquid and does not include an allocation to Multi-Strategy investments.
- **Long Term Index Pool**
Designed for donors and nonprofits with long-term investment horizons (7+ years) and a desire for a 100% passive (index fund) investment approach. The risk and return profile is designed to be similar to the Long Term and Endowment Pools. The Long Term Index Pool will not include an allocation to Real Assets.
- **Impact Pool**
Designed for donors and nonprofits with long-term investment horizons (7+ years) and a modest, fixed, annual spending objective. The risk and return profile is designed to be similar to that of the Long Term Pool, but will include investment strategies that have an identifiable beneficial impact toward the Foundation's mission. Some of these impact-oriented investments may be illiquid and therefore an investment in this pool requires a long-term investment time horizon.
- **Mid Term Pool**
Designed for donors and nonprofits with medium-term investment horizons (3-7 years). The Mid Term Pool is designed to be moderately conservative and emphasize shorter-term income over longer-term growth. The Mid Term Pool will not include an allocation to Multi-Strategy investments.
- **Short Term Pool**
This cash-equivalent pool is designed for donors or nonprofits that wish to make grants immediately or that cannot sustain any loss of principal over any time horizon.

Note: If you would like to recommend a change to the investment of a Donor Advised Fund, please write to us at Finance@jcfsandiego.org or call us at (858) 279-2740.

Summer Quarter 2017-2018: Funding Recommendation Worksheet

Asset Balance on 6/30/2017:	\$1,221,875
Total Available for Distribution for FY17-18:	\$48,873-\$61,093
Total FY16-17 Distributions Year to Date:	\$1,500.00
Total Remaining Funds for Quarter if Awarding Grants at 4% of Assets Available:	\$10,718
Total Remaining Funds for Quarter if Awarding Grants at 5% of Assets Available:	\$13,773

Name	Requested Amount	Type	Name of Project	Summary of Project	GFC Funding Recommendation
Mission Hills High School Cross Country Boosters (GBEF - Grizzly Booster Education Foundation as fiscal intermediary)	\$1,200.00	Mini	MHHS Cross Country	To help fund the upcoming cross country invitationals for the 2017 season. Serves 50 San Marcos residents	Defer/Discuss
North County Health Services	\$2,828.22	Regular	Vaccine refrigerator	To purchase a new VFC-rated vaccine refrigerator at the San Marcos Health Center. Serves 32,369 San Marcos residents.	\$2,828.22
Mission Hills High School Track and Field Booster Club (GBEF - Grizzly Booster Education Foundation as fiscal intermediary)	\$5,000.00	Regular	Mission Hills Track and Field	To help fund the replacement of broken hurdles. Serves 140 San Marcos residents.	Defer/Discuss
Interfaith Community Services	\$10,000.00	Regular	North County Senior Connections	To provide programmatic support for the North County Senior Connections program. Serves 150 San Marcos residents	\$5,000.00
Alzheimer's San Diego	\$10,000.00	Regular	Supporting family caregivers of individuals with dementia in the San Marcos community	To provide access to personalized one-on-one support by phone or in person as well as support and discussion groups in the San Marcos area. Serves 500 San Marcos residents.	\$0.00
Total Grants Requested:				Total Amount Recommended:	\$7,828.22



SAN MARCOS COMMUNITY FOUNDATION
Grant Cover Page

(Choose one) ☒ MINI-GRANT (Choose one) ☐ REGULAR GRANT

Project Name: ^{MHHS} Cross Country Date Submitted: July 5, 2016	Total # of people served: 50 Total # of San Marcos residents served: 50	Amount Requested: \$ 1,200.
Non-Profit Organization Name and Address, Website MHHS Cross Country Boosters 4 Mission Hills Court San Marcos, CA 92069 mhhsxc.org	Contact Person – Name, Title & Phone, email Kara Tobin (Treasurer) (760) 473-0699 kara.tobin@gmail.com	
Briefly describe your request for funds (to be expanded upon in narrative for regular grant): Our booster organization is requesting funding for our upcoming Cross Country invitations for the 2017 season. Through our fundraising efforts, we are able to cover most of our costs.		
Briefly describe the significance of your request to the San Marcos community: This will positively affect the 50 athletes of our team as well as their parents (potential impact 150 people). San Marcos residents		
Please attach the following items. Both Mini-Grant & Regular: 1. Budget for request (use SMCF Budget Worksheet) 2. Annual Operating budget for the organization or unit 3. Federal & State Tax ID numbers 4. Board of Directors listing with affiliations 5. Regular Grants Only: a. 1-2 page narrative b. First 2 pages of Federal 990 c. Most recent year-end Statement or Audit including any management letters associated with Audit. d. Signature of President or Authorized Officer on Application e. Optional: letters of support		Expected date project will begin/end: Date by which funds will be expended: Signature of President or Authorized Officer <u>Kara F. Tobin</u> <u>7/5/17</u> Name, Title (Treasurer) Date Submit Via Mail, In Person or Via Email to: San Marcos Community Foundation c/o City of San Marcos 1 Civic Center Drive San Marcos, CA 92069 Email (PDF Format): mgordon@san-marcos.net

SAN MARCOS COMMUNITY FOUNDATION

Budget Worksheet

Provide an itemized list of expenses for this project:

(example – 72 bicycle helmets at \$7.80 each including tax = \$561.60)

[illegible]

Total budget for this PROJECT:

\$ 5,100

Grant Request Amount:

\$ 1,200

(Mini-grants not to exceed \$1,500, Regular grants not to exceed \$10,000.)

Is this a challenge grant?

Could it be?

Please list any other funding sources for this project.

**Indicate if funds are committed (C), conditional (CD), or pending (P).

\$ 1,000	(Name of source)	Parent fees	** C
\$ 700	(Name of source)	fundraising	** C
\$ 2,000	(Name of source)	Mission Hills	** C
\$ 200	(Name of source)	corporate sponsors	** C



DEPARTMENT OF THE TREASURY
INTERNAL REVENUE SERVICE
CINCINNATI OH 45999-0023

Date of this notice: 06-16-2017

Employer Identification Number:
82-1884631

Form: SS-4

Number of this notice: CP 575 E

GBEF CROSS COUNTRY
% ANDREA SIMA
1251 VIA CALIENTE
SAN MARCOS, CA 92069

For assistance you may call us at:
1-800-829-4933

IF YOU WRITE, ATTACH THE
STUB AT THE END OF THIS NOTICE.

WE ASSIGNED YOU AN EMPLOYER IDENTIFICATION NUMBER

Thank you for applying for an Employer Identification Number (EIN). We assigned you EIN 82-1884631. This EIN will identify you, your business accounts, tax returns, and documents, even if you have no employees. Please keep this notice in your permanent records.

When filing tax documents, payments, and related correspondence, it is very important that you use your EIN and complete name and address exactly as shown above. Any variation may cause a delay in processing, result in incorrect information in your account, or even cause you to be assigned more than one EIN. If the information is not correct as shown above, please make the correction using the attached tear-off stub and return it to us.

When you submitted your application for an EIN, you checked the box indicating you are a non-profit organization. Assigning an EIN does not grant tax-exempt status to non-profit organizations. Publication 557, Tax-Exempt Status for Your Organization, has details on the application process, as well as information on returns you may need to file. To apply for recognition of tax-exempt status under Internal Revenue Code Section 501(c)(3), organizations must complete a Form 1023-series application for recognition. All other entities should file Form 1024 if they want to request recognition under Section 501(a).

Nearly all organizations claiming tax-exempt status must file a Form 990-series annual information return (Form 990, 990-EZ, or 990-PF) or notice (Form 990-N) beginning with the year they legally form, even if they have not yet applied for or received recognition of tax-exempt status.

Unless a filing exception applies to you (search www.irs.gov for Annual Exempt Organization Return: Who Must File), you will lose your tax-exempt status if you fail to file a required return or notice for three consecutive years. We start calculating this three-year period from the tax year we assigned the EIN to you. If that first tax year isn't a full twelve months, you're still responsible for submitting a return for that year. If you didn't legally form in the same tax year in which you obtained your EIN, contact us at the phone number or address listed at the top of this letter.

For the most current information on your filing requirements and other important information, visit www.irs.gov/charities.

IMPORTANT REMINDERS:

- * Keep a copy of this notice in your permanent records. **This notice is issued only one time and the IRS will not be able to generate a duplicate copy for you.** You may give a copy of this document to anyone asking for proof of your EIN.
- * Use this EIN and your name exactly as they appear at the top of this notice on all your federal tax forms.
- * Refer to this EIN on your tax-related correspondence and documents.
- * Provide future officers of your organization with a copy of this notice.

Your name control associated with this EIN is GBEF. You will need to provide this information, along with your EIN, if you file your returns electronically.

If you have questions about your EIN, you can contact us at the phone number or address listed at the top of this notice. If you write, please tear off the stub at the bottom of this notice and include it with your letter. Thank you for your cooperation.

Keep this part for your records.

CP 575 E (Rev. 7-2007)

Return this part with any correspondence
so we may identify your account. Please
correct any errors in your name or address.

CP 575 E

999999999999

Your Telephone Number Best Time to Call
() -

DATE OF THIS NOTICE: 06-16-2017
EMPLOYER IDENTIFICATION NUMBER: 82-1884631
FORM: SS-4 NOBOD

INTERNAL REVENUE SERVICE
CINCINNATI OH 45999-0023

A standard linear barcode consisting of vertical black bars of varying widths on a white background, located at the bottom of the document.

GBEF CROSS COUNTRY
% ANDREA SIMA
1251 VIA CALIENTE
SAN MARCOS, CA 92069

MHHS Cross Country Projected Budget

2017-2018

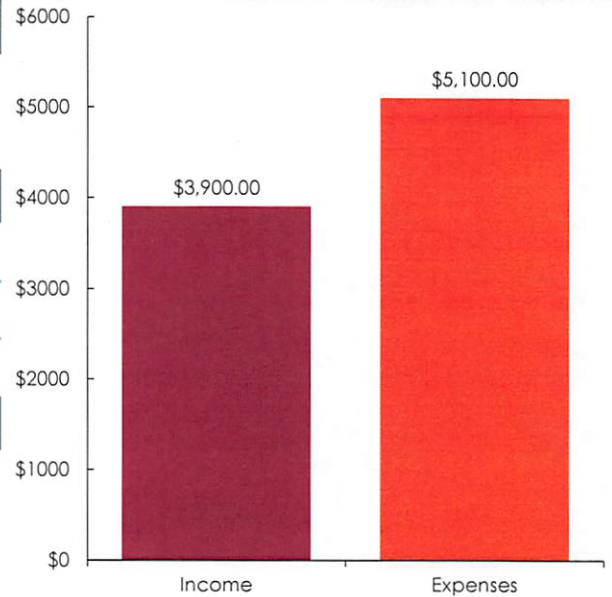
PERCENTAGE OF INCOME SPENT

131%

SUMMARY

Total Yearly Income	\$3,900.00
Total Yearly Expenses	\$5,100.00

BALANCE	-\$1,200.00
---------	-------------



2017-2018 PROJECTED YEARLY EXPENSES

[illegible]

2017-2018 PROJECTED YEARLY INCOME

Item	Amount
Parent Fees	\$1,000.00
Fundraisers	\$700.00
School Site	\$2,000.00
Corporation Sponsorship	\$200.00

Mission Hills High School Cross Country Boosters

2016-2017 Board of Directors

Shawn Coleman
Track Coach
1 Mission Hills Court
San Marcos, CA 92069
Grizzlietrack.field@gmail.com


Kana Tobin
Treasurer
kana.tobin@gmail.com
760-473-0699

Todd Marquet
Assistant Principal
School Liaison
todd.marquet@smusd.org



SAN MARCOS COMMUNITY FOUNDATION
Grant Cover Page

(Choose one) ☐ **MINI-GRANT** (Choose one) ☒ **REGULAR GRANT**

Project Name: NCHS San Marcos Health Center VFC-rated Refrigerator Date Submitted: June 5, 2017	Total # of people served: 64,720 Total # of San Marcos residents served: 32,369	Amount Requested: \$ 2,828.22
Non-Profit Organization Name and Address, Website North County Health Services (NCHS) 150 Valpreda Road San Marcos, CA 92069 www.nchs-health.org		Contact Person – Name, Title & Phone, email Alta Farley Grant Writer (760) 736-8723 Alta.farley@nchs-health.org
<u>Briefly</u> describe your request for funds (to be expanded upon in narrative for regular grant): NCHS respectfully requests a \$2,828.22 grant to purchase a new, VFC-rated vaccine refrigerator for NCHS San Marcos Health Center, which is now serving 18% more residents than just two years ago. Therefore, an additional pharmacy-grade refrigerator is needed to increase our capacity to store vaccines and other biologics at an even temperature range while the unit doors are opened and closed throughout each clinical day. The unit will be large enough to hold inventory needed during the busiest point in the year without crowding, such as during the fall flu vaccine season. This San Marcos Community Foundation grant will have long lasting impact over many years, helping NCHS to build capacity to function at higher levels of care and efficiency.		
<u>Briefly</u> describe the significance of your request to the San Marcos community: A grant from San Marcos Community Foundation will increase NCHS' capacity to provide ample, appropriate and secure storage for almost 16,000 vaccines and numerous medications administered annually at NCHS San Marcos Health Center (over 65/day). These biologics provide vital preventive health for San Marcos' primarily working poor individuals and families. Properly stored and handled vaccines play a strong role in keeping San Marcos residents healthy. From childhood vaccines for mumps, measles and rubella to pneumonia and shingles vaccines for seniors, NCHS provides critical preventive medicine for San Marcos' primarily low- and extremely low-income residents. NCHS' wide array of safety net services provide high quality medical, dental, and behavioral health services to prevent more severe conditions, spread of disease, loss of days from school and work, and the over-use of emergency rooms.		
Please attach the following items. Both Mini-Grant & Regular: 1. Budget for request (use SMCF Budget Worksheet) 2. Annual Operating budget for the organization or unit 3. Federal & State Tax ID numbers 4. Board of Directors listing with affiliations 5. Regular Grants Only: a. 1-2 page narrative b. First 2 pages of Federal 990 c. Most recent year-end Statement or Audit including any management letters associated with Audit. d. Signature of President or Authorized Officer on Application e. Optional: letters of support		Expected date project will begin/end: 9/15/17 through 3/31/18 Date by which funds will be expended: 3/31/18 Signature of President or Authorized Officer  Name, Title Date Irma Cota, MPH, President & CEO 7/5/17 Submit Via Mail, In Person or Via Email to: San Marcos Community Foundation c/o City of San Marcos 1 Civic Center Drive San Marcos, CA 92069 Email (PDF Format): mgordon@san-marcos.net

North County Health Project, Inc. Proposal

to San Marcos Community Foundation

ORGANIZATION INFORMATION: North County Health Project, Inc., aka North County Health Services (NCHS) is a Federally Qualified Health Center dedicated to providing caring, affordable, quality health care and supportive services to everyone, with a special commitment to uninsured, low-income, and medically underserved populations. From a single clinic founded by community activists in 1971, NCHS has grown to 12 health centers located in northern San Diego and southwestern Riverside Counties, which provide adult, adolescent and pediatric primary care, internal medicine, acute same-day care, oral health, behavioral health, specialized women's health, chiropractic services, radiology, lab, and a full range of enabling services, such as transportation, language interpretation, and assistance applying for and utilizing Medical/Covered California/WIC/CalFresh benefits. NCHS also operates two mobile medical/dental units that provide medical and dental services for more than 3,000 schoolchildren, 6,500 farm workers and family members, and other residents with significant access barriers. NCHS' **mission** is *"to improve the health status of our diverse communities by providing quality healthcare that is comprehensive, affordable, and culturally sensitive."*

Keeping our patients top of mind in our pursuit to advance health and wellness in our community has, and always will be our top priority.

In addition to clinical services, NCHS has a wide range of programs in North County that focus on early prevention to maximize health outcomes. NCHS' WIC (Women, Infants and Children supplemental nutrition program) serves almost 11,000 women and children monthly. All Star Teeth provides dental screenings for children 18 months to 12 years old, and helps their parents establish a dental/medical home at NCHS. Through NCHS' Family Nutrition Program, Registered Dietitians provide nutrition education and training for families with young children to form good nutritional habits from an early age. NCHS also conducts extensive outreach and free health fairs in the community.

NCHS holds the National Committee for Quality Assurance's prestigious Patient-Centered Medical Home (PCMH) highest level 3 recognition. This distinction recognizes long-term patient relationships, and continued improvements to quality and efficiency of care.

Based in San Marcos, NCHS has served San Marcos residents since 1976. NCHS' two San Marcos locations served 32,369 patients (126,311 visits) in 2016, which is an 18% increase in patient visits in just two years. Ninety-seven percent (97%) of patients who reported incomes were at or below 200% of the federal poverty level (FPL); 72% were below the FPL. Patients identified themselves as 68% Hispanic, 25% White, 3% Asian, 1% African American, and 3% other or mixed race; 39% of patients were children aged 19 and under. Patients are not turned away due to their level of ability to pay for services.

The proposed project supports NCHS' 2016-2018 Strategic Plan Goals, which are to continue to: 1) Create a patient experience that is accessible, convenient and attractive to a diverse population; 2) Increase the number of patients and territories served and develop a comprehensive array of services, and; 3) Provide patients with an integrated and holistic service experience through internal service coordination and new community partnerships.

North County Health Project, Inc. Proposal

to San Marcos Community Foundation

PROJECT: Pharmacy Grade Vaccine Refrigerator for NCHS San Marcos Health Center
North County Health Services respectfully requests a \$2,828.22 grant from the San Marcos Community Foundation to purchase a new vaccine refrigerator to expand existing storage for NCHS San Marcos Health Center.

NCHS San Marcos Health Center is now serving 18% more residents than just two years ago and therefore, needs to increase capacity to provide health services, which includes medications and vaccines.

Vaccines play a vital role in preventive medicine. They have made serious diseases like Measles, Mumps, Polio, Hepatitis A & B and Tetanus uncommon. A major immunization issue is appropriate storage and handling. Exposing stored vaccines and other medications (biologics) above or below the recommended temperature ranges can result when overcrowding existing refrigerator space. A change in temperature can decrease potency and reduce the effectiveness and protection they provide. Storage errors can cost thousands of dollars in wasted vaccine and revaccination, as well as loss of patient confidence when repeat doses are required. It is better to not vaccinate than to administer a dose of vaccine that has been mishandled. By adhering to newer Centers for Disease Control requirements for storing and handling vaccines, physicians and clinical staff can ensure that patients will get the full benefit of the vaccines they receive.

Through this project, NCHS will add another Pharmacy Grade, VFC-rated (Vaccines for Children) refrigerator that meets Centers for Disease Control standards at San Marcos Health Center. This new unit will increase our capacity to store vaccines and biologics needed for adults, pediatrics, women's health, and QuickCare at NCHS San Marcos Health Center. This new refrigerator will meet Centers for Disease Control requirements and will be able to maintain an even temperature range while the unit doors are opened and closed throughout each clinical day, and throughout the year. The refrigerator will be dedicated to the storage of biologics, including test specimens, and large enough to hold inventory needed during the busiest point in the year without crowding, such as during fall flu vaccine season. The refrigerator will feature an external, programmable thermostat with a temperature display. The thermostat includes an alarm that sounds when the temperature has gone outside of the programmed temperature range. The refrigerator includes a factory installed side mounted lock to secure important content from unauthorized handlers.

PROJECT BENEFITS: A grant from San Marcos Community Foundation will increase NCHS' capacity to provide ample, appropriate and secure storage for almost 16,000 vaccines and an untold number of medications administered annually at NCHS San Marcos Health Center, which is well over 65 per day. Properly stored and handled biologics will play a strong role in keeping San Marcos' primarily low- and extremely low-income residents healthy.

Without NCHS' wide array of safety net services, San Marcos' low-income residents might go without crucial preventive care, leading to more severe conditions. This can cause further spread of disease and contribute to days lost from school and work. Enabling NCHS to increase capacity to provide vaccines and medications and thus, prevent avoidable conditions will lead to a healthier community overall.

**SAN MARCOS COMMUNITY FOUNDATION
Budget Worksheet**

Provide an itemized list of expenses for this project:
(example – 72 bicycle helmets at \$7.80 each including tax = \$561.60)

<u>1 – ACCU-ID Pharmacy-Grade, VFC-rated Refrigerator</u>	<u>\$ 2,301.28</u>
<u>Sales Tax</u>	<u>\$ 203.42</u>
<u>Shipping</u>	<u>\$ 323.52</u>
<u>SUBTOTAL</u>	<u>\$ 2,828.22</u>
<u>(NCHS will provide all training recalibrations in-kind)</u>	<u>\$</u>
<u></u>	<u>\$</u>
<u></u>	<u>\$</u>
<u></u>	<u>\$</u>
<u></u>	<u>\$</u>
<u></u>	<u>\$</u>
<u></u>	<u>\$</u>

Total budget for this PROJECT: **\$ 2,828.22**

Grant Request Amount: **\$ 2,828.22**
(Mini-grants not to exceed \$1,500, Regular grants not to exceed \$10,000.)

Is this a challenge grant? No Could it be? No

Please list any other funding sources for this project.

****Indicate if funds are committed (C), conditional (CD), or pending (P).**

\$ <u>375.00</u> (NCHS in-kind)	<u>** (C)</u>
\$ _____ (Name of source)	<u>**</u>
\$ _____ (Name of source)	<u>**</u>
\$ _____ (Name of source)	<u>**</u>

NORTH COUNTY HEALTH PROJECT, INC.
Operating Budget
For the Fiscal Year ending December 31, 2017

**REVENUES, GAINS,
AND OTHER SUPPORT**

Contracts and grants	15,231,748
Patient services, net of bad debt	64,469,848
Contracted Pharmacy	1,993,568
Contributions	303,300
Miscellaneous	40,439
Meaningful Use	450,000
Interest Income	10,836
TOTAL REVENUES, GAIN, AND OTHER SUPPORT	<u>72,489,727</u>

EXPENSES

Personnel	45,540,324
Fringe benefits	9,509,887
Contractual services	
Patient	1,337,997
Non-Patient	2,281,344
Accounting services	375,840
Consumable supplies	2,760,080
Administrative supplies	767,719
Insurance	281,188
Facilities	
Rent	883,901
Mortgage Interest	480,749
Utilities	618,488
Other Facilities Expense	901,894
Communications-Telephone & Internet	487,097
Travel	298,055
Minor Equipment, maintenance and rental	1,034,389
Staff Recruitment & Retention	736,007
Public Communications & Marketing	275,244
Other Expenses	
Outreach	48,470
Client Assistance Expenses	82
Other Operating Expenses	285,889
Depreciation	2,838,232

TOTAL EXPENSES

71,869,454

Projected Increase in Net Assets from Operations

820,273

Capital Grant Revenue

1,000,000

Projected Increase in Net Assets

\$ 1,820,273

Visits-All

313,951

Operational Profit Margin

1.13%

Profit Margin

2.48%

KMartinez

O:\Accounting\BUDGET\2017\Operating\2017 NCHS CET BUDGET.xlsxBOD

1/4/2017



OGDEN UT 84201-0038

In reply refer to: 0437870217
Sep. 15, 2011 LTR 4168C 0
95-2847102 000000 00
00025203
BODC: TE

NORTH COUNTY HEALTH PROJECT INC
150 VALPREDA ROAD
SAN MARCOS CA 92069-2973



002592

Employer Identification Number: 95-2847102
Person to Contact: Exempt Organization
Toll Free Telephone Number: 1-877-829-5500

Dear Taxpayer:

This is in response to your Sep. 06, 2011, request for information regarding your tax-exempt status.

Our records indicate that you were recognized as exempt under section 501(c)(3) of the Internal Revenue Code in a determination letter issued in July, 1973.

Our records also indicate that you are not a private foundation within the meaning of section 509(a) of the Code because you are described in section(s) 509(a)(1) and 170(b)(1)(A)(vi).

Donors may deduct contributions to you as provided in section 170 of the Code. Bequests, legacies, devises, transfers, or gifts to you or for your use are deductible for Federal estate and gift tax purposes if they meet the applicable provisions of sections 2055, 2106, and 2522 of the Code.

Please refer to our website www.irs.gov/eo for information regarding filing requirements. Specifically, section 6033(j) of the Code provides that failure to file an annual information return for three consecutive years results in revocation of tax-exempt status as of the filing due date of the third return for organizations required to file. We will publish a list of organizations whose tax-exempt status was revoked under section 6033(j) of the Code on our website beginning in early 2011.

0437870217
Sep. 15, 2011 LTR 4168C 0
95-2847102 000000 00
00025204

NORTH COUNTY HEALTH PROJECT INC
150 VALPREDA ROAD
SAN MARCOS CA 92069-2973

If you have any questions, please call us at the telephone number
shown in the heading of this letter.

Sincerely yours,

A handwritten signature in cursive script that reads "Sharon Davies".

Sharon Davies
Accounts Management I

FRANCHISE TAX BOARD

SACRAMENTO, CALIFORNIA 95867



June 28, 1973

In reply refer to
EO:JCS:ch

North County Health Project Incorporated
170 West Mission
San Marcos, CA 92069

Purpose: Charitable
Form of Organization: Corporation
Accounting Period Ending: August 31
Organization Number: 676146

Gentlemen:

Based on the information submitted and provided your present operations continue unchanged or conform to those proposed in your application, you are exempt from State franchise or income tax under Section 2370ld, Revenue and Taxation Code. Any change in operation, character or purpose of the organization must be reported immediately to this office so that we may determine the effect on your exempt status. Any change of name or address also must be reported.

You are required to file Form 199 (Exempt Organization Annual Information Return) or Form 199B (Exempt Organization Annual Information Statement) on or before the 15th day of the 5th month (4-1/2 months) after the close of your accounting period. See annual instructions with forms for requirements.

You are not required to file state franchise or income tax returns unless you have income subject to the unrelated business income tax under Section 2373l of the Code. In this event, you are required to file Form 109 (Exempt Organization Business Income Tax Return) by the 15th day of the 3rd month (2-1/2 months) after the close of your annual accounting period.

Contributions made to you are deductible by donors as provided by Sections 17214 through 17216.2 and 24357 through 24359 of the Code, unless your purpose is testing for Public Safety.

If the organization is incorporating or is a foreign corporation qualifying to do business in California, this approval will expire unless incorporation or qualification is completed within 30 days.

Exemption from federal income or other taxes and other state taxes requires separate applications.

James C. Stewart
James C. Stewart
Counsel

☐ cc: Secretary of State (Corp)

North County Health Project, Inc. 2017 Board of Directors

	Director Name	Board Position	Occupation/Business Affiliation	Residence Address	City/State	Zip	Email Address
1	Sheila Brown	Chair	Palomar Health 125 Vallecitos De Oro, Ste A San Marcos, CA 92069 Vice President, Continuum Care	5123 Wisteria Drive	Oceanside, CA	92056	sheila.brown@palomarhealth.org
2	Donald Stump	Chair-Elect	North County Lifeline 200 Michigan Avenue Vista, CA 92084 Executive Director	950 Balboa Avenue	Coronado, CA	92118	dstump@nclifeline.org
3	Andrew S. Rinde	Secretary	Retired Sr. Health Consultant	3556 Seahorn Circle	San Diego, CA	92130	andyrinde@aol.com
4	Harriet H. Carter	Treasurer	Self Employed, Attorney-at-Law.	13190 Calle Caballeros	San Diego, CA	92129	harriet@harrietcarteresq.com
5	Adriana Andrés-Paulson	Director	SD County Office of Education Migrant Education-Region XI 135 Vallecitos de Oro, Suite A San Marcos, CA 92069 Migrant Education	3055 Anaheim Terrace	Escondido, CA	92025	adriana.paulson@sdcoe.net
6	Victor Botello	Director	Retired NCHS Founder and former Fund Development Director	743 Concerto Glen	Escondido, CA	92025	ymbotello@gmail.com
7	Steve Kildoo	Director	New Life Construction 4855 Ruffner Street San Diego, CA 92111 Project Manager.	789 N. Alda Drive	San Marcos	92069	sgkildoo@gmail.com
8	Andrés Ramos Martin	Director	Ramona High School 1401 Hanson Lane Ramona, CA 92065 Student Counselor	644 Cedar Street	San Marcos, CA	92069	andresmartin@gmail.com amartin@ramonausd.net
9	Roberto Ramirez	Director	Mountain Meadow Mushroom Farms, Inc. 26948 North Broadway Escondido, CA 92026 Owner	1202 Shay Place	Escondido CA	92026	Roberto-Ramirez@cox.net
10	Walt Steffen	Director	Retired County of San Diego LCSW	833 North Daisy	Escondido, CA	92027	wccsteffen43@yahoo.com
11	Jenny Smerud	Director	AKT LLP, CPAs and Business Consultants 5946 Priestly Dr., Suite 200 Carlsbad, CA 92008 Partner	2789 Dove Trail Drive	San Marcos, CA	92078	jsmerud@aktcpa.com
12	Craig Jung	Director	Retired Hospital Plan Services, Director/Safety Officer	16746 Wikiup Road	Ramona, CA	92065	jungtonic@yahoo.com
13	Craig Garcia	Director	Old California Coffee House, CEO Reliable Contact, CEO	357 Borden Road	San Marcos, CA	92069	supportwithcraig@gmail.com
14	Mike Michaelson	Director	Retired IT Professor	13451 Barbados Way	Del Mar, CA	92014	mmichaelson@san.rr.com
15	Carmen Amigon	Director	Community Housing Works 2815 Camino del Rio South, Suite 350 San Diego, CA 92108 Vice President, Classes & Coaching	561 Beverly Place	San Marcos, CA	92078	Camigon@chworks.org
16	Karen Pearson	Director	Director of Investor Relations, San Diego North Economic Development Council 950 Boardwalk Suite 303. San Marcos, CA 92078	2290 Hillyer Street	Carlsbad, CA	92008	kpearson52@aol.com kpearson@sdnec.org
17	Dr. Merrily Poth	Director	Retired Physician, Professor Emeritus at USUHS	1618 James Drive	Carlsbad, CA	92008	merrily.poth@gmail.com

Form **990****Return of Organization Exempt From Income Tax**

OMB No. 1545-0047

2015**Open to Public Inspection**Department of the Treasury
Internal Revenue Service

Under section 501(c), 527, or 4947(a)(1) of the Internal Revenue Code (except private foundations)

▶ Do not enter social security numbers on this form as it may be made public.

▶ Information about Form 990 and its instructions is at www.irs.gov/form990.


A For the 2015 calendar year, or tax year beginning 01/01, 2015, and ending 12/31, 20 15	
B Check if applicable: <input type="checkbox"/> Address change <input type="checkbox"/> Name change <input type="checkbox"/> Initial return <input type="checkbox"/> Final return/terminated <input type="checkbox"/> Amended return <input type="checkbox"/> Application pending	C Name of organization North County Health Project Inc Doing business as Number and street (or P.O. box if mail is not delivered to street address) Room/suite 150 Valpreda Road City or town, state or province, country, and ZIP or foreign postal code San Marcos, CA, 92069 D Employer identification number 95-2847102 E Telephone number 760-736-6700 G Gross receipts \$ 60,232,355 F Name and address of principal officer: Kathy Martinez 150 Valpreda Road, San Marcos, CA 92069 H(a) Is this a group return for subordinates? <input type="checkbox"/> Yes <input checked="" type="checkbox"/> No H(b) Are all subordinates included? <input type="checkbox"/> Yes <input type="checkbox"/> No If "No," attach a list. (see instructions) I Tax-exempt status: <input checked="" type="checkbox"/> 501(c)(3) <input type="checkbox"/> 501(c) () ◀ (insert no.) <input type="checkbox"/> 4947(a)(1) or <input type="checkbox"/> 527 J Website: ▶ www.nchs-health.org K Form of organization: <input checked="" type="checkbox"/> Corporation <input type="checkbox"/> Trust <input type="checkbox"/> Association <input type="checkbox"/> Other ▶ L Year of formation: 1973 M State of legal domicile: CA H(c) Group exemption number ▶

Part I Summary

Activities & Governance	1 Briefly describe the organization's mission or most significant activities: North County Health Services' mission is to improve the health status of our diverse communities by providing quality health care that is comprehensive, affordable and culturally sensitive.		
	2 Check this box <input type="checkbox"/> if the organization discontinued its operations or disposed of more than 25% of its net assets.		
	3 Number of voting members of the governing body (Part VI, line 1a)	3	13
	4 Number of independent voting members of the governing body (Part VI, line 1b)	4	13
	5 Total number of individuals employed in calendar year 2015 (Part V, line 2a)	5	124
	6 Total number of volunteers (estimate if necessary)	6	37
	7a Total unrelated business revenue from Part VIII, column (C), line 12	7a	0
b Net unrelated business taxable income from Form 990-T, line 34	7b	0	
Revenue	8 Contributions and grants (Part VIII, line 1h)	Prior Year 15,902,127	Current Year 14,889,057
	9 Program service revenue (Part VIII, line 2g)	39,296,223	44,591,103
	10 Investment income (Part VIII, column (A), lines 3, 4, and 7d)	1,592,646	52,216
	11 Other revenue (Part VIII, column (A), lines 5, 6d, 8c, 9c, 10c, and 11e)	271,007	699,979
	12 Total revenue—add lines 8 through 11 (must equal Part VIII, column (A), line 12)	57,062,003	60,232,355
Expenses	13 Grants and similar amounts paid (Part IX, column (A), lines 1–3)	0	0
	14 Benefits paid to or for members (Part IX, column (A), line 4)	0	0
	15 Salaries, other compensation, employee benefits (Part IX, column (A), lines 5–10)	35,810,790	42,795,179
	16a Professional fundraising fees (Part IX, column (A), line 11e)	0	0
	b Total fundraising expenses (Part IX, column (D), line 25) ▶ 298,408		
	17 Other expenses (Part IX, column (A), lines 11a–11d, 11f–24e)	12,545,218	16,450,257
18 Total expenses. Add lines 13–17 (must equal Part IX, column (A), line 25)	48,356,008	59,245,436	
19 Revenue less expenses. Subtract line 18 from line 12	8,705,995	986,919	
Net Assets or Fund Balances	20 Total assets (Part X, line 16)	Beginning of Current Year 60,259,209	End of Year 63,607,868
	21 Total liabilities (Part X, line 26)	24,449,809	26,737,207
	22 Net assets or fund balances. Subtract line 21 from line 20	35,809,400	36,870,661

Part II Signature Block

Under penalties of perjury, I declare that I have examined this return, including accompanying schedules and statements, and to the best of my knowledge and belief, it is true, correct, and complete. Declaration of preparer (other than officer) is based on all information of which preparer has any knowledge.

Sign Here		7-18-16
	Signature of officer	Date
	Imma Cota, President and CEO	
	Type or print name and title	

Paid Preparer Use Only	Print/Type preparer's name	Preparer's signature	Date	Check <input type="checkbox"/> if self-employed	PTIN
	Jeremy Ware				P84200059
	Firm's name ▶ CHW LLP	Firm's EIN ▶ 47-2251777			
	Firm's address ▶ 7797 N First Street Suite 15, Fresno, CA 93720		Phone no. 559-549-5400		

May the IRS discuss this return with the preparer shown above? (see instructions) ☒ Yes ☐ No

For Paperwork Reduction Act Notice, see the separate instructions.

Cat. No. 11282Y

Form **990** (2015)

Part III Statement of Program Service AccomplishmentsCheck if Schedule O contains a response or note to any line in this Part III ☐**1** Briefly describe the organization's mission:

North County Health Services' (NCHS) mission is to improve the health status of our diverse communities by providing quality health care that is comprehensive, affordable and culturally sensitive. During the year, NCHS provided 263,597 visits to 60,797 patients.

2 Did the organization undertake any significant program services during the year which were not listed on the prior Form 990 or 990-EZ? ☐ Yes ☒ No

If "Yes," describe these new services on Schedule O.

3 Did the organization cease conducting, or make significant changes in how it conducts, any program services? ☐ Yes ☒ No

If "Yes," describe these changes on Schedule O.

4 Describe the organization's program service accomplishments for each of its three largest program services, as measured by expenses. Section 501(c)(3) and 501(c)(4) organizations are required to report the amount of grants and allocations to others, the total expenses, and revenue, if any, for each program service reported.**4a** (Code:) (Expenses \$ 46,944,843 including grants of \$ 0) (Revenue \$ 44,591,103)

North County Health Services' mission is to improve the health status of our diverse communities by providing the quality health care that is comprehensive, affordable and culturally sensitive.

4b (Code:) (Expenses \$ including grants of \$) (Revenue \$)**4c** (Code:) (Expenses \$ including grants of \$) (Revenue \$)**4d** Other program services (Describe in Schedule O.)(Expenses \$ 0 including grants of \$ 0) (Revenue \$ 0)**4e** Total program service expenses **▶** 46,944,843



SAN MARCOS COMMUNITY FOUNDATION
Grant Cover Page

(Choose one) ☐ MINI-GRANT (Choose one) ☒ REGULAR GRANT

Project Name: <i>Mission Hills Track + Field</i> Date Submitted: <i>7-5-2017</i>	Total # of people served: <i>140</i> Total # of San Marcos residents served: <i>140</i>	Amount Requested: \$ <i>5,000</i>
Non-Profit Organization Name and Address, Website <i>GBEF Track and Field</i> <i>1 Mission Hills Court</i> <i>San Marcos, CA 92069</i> <i>mhhstf.org</i>	Contact Person – Name, Title & Phone, email <i>Bronwyn Caster</i> <i>Track and Field Booster President</i> <i>(760) 597-4041</i> <i>info@invasionlesertag.com</i>	
Briefly describe your request for funds (to be expanded upon in narrative for regular grant): <i>Mission Hills High School Track and field booster club is requesting \$5,000 to replace broken hurdles. The cost of equipment is high and the Booster club is in need of financial assistance to meet all of our financial obligations and needs.</i>		
Briefly describe the significance of your request to the San Marcos community: <i>This will significantly impact the students of Mission Hills High School and residents of San Marcos. Not only do the track and field athletes use the hurdles, other sports use them as training including the students in the general physical education program. Impact 2,500 students</i>		
Please attach the following items. Both Mini-Grant & Regular: 1. Budget for request (use SMCF Budget Worksheet) 2. Annual Operating budget for the organization or unit 3. Federal & State Tax ID numbers 4. Board of Directors listing with affiliations 5. Regular Grants Only: a. 1-2 page narrative b. First 2 pages of Federal 990 c. Most recent year-end Statement or Audit including any management letters associated with Audit. d. Signature of President or Authorized Officer on Application e. Optional: letters of support	Expected date project will begin/end: <i>9-30-17</i> Date by which funds will be expended: <i>12-30-17</i> Signature of President or Authorized Officer <i>Bronwyn Caster</i> <i>7-5-17</i> Name, Title <i>president</i> Date	
Submit Via Mail, In Person or Via Email to: San Marcos Community Foundation c/o City of San Marcos 1 Civic Center Drive San Marcos, CA 92069 Email (PDF Format): mgordon@san-marcos.net		

SAN MARCOS COMMUNITY FOUNDATION

Budget Worksheet

Provide an itemized list of expenses for this project:

(example – 72 bicycle helmets at \$7.80 each including tax = \$561.60)

90 hurdles @ \$ 237. (price to replace	\$ 21,330
all hurdles)	\$
We can purchase 21 hurdles	\$
for 2 lanes plus 1 extra w/ money	\$
	\$
	\$
	\$
	\$
	\$
	\$
	\$
	\$
	\$

Total budget for this PROJECT:

\$21,330

Grant Request Amount:

\$ 5,000

(Mini-grants not to exceed \$1,500, Regular grants not to exceed \$10,000.)

Is this a challenge grant?

Could it be?

Please list any other funding sources for this project.

**Indicate if funds are committed (C), conditional (CD), or pending (P).

\$ 1,500	(Name of source)	GBCF Track and field	** C
\$ 5,000	(Name of source)	Blast Athletics	** P
\$ 5,000	(Name of source)	fundraisers rest nights etc.	** P
\$ 5,000	(Name of source)	corporate sponsorships	** P

6:40 PM
07/03/17
Cash Basis

GBEF Track and Field
Profit & Loss
September 1, 2016 through June 19, 2017

	Sep 1, '16 - Jun 19, 17
Income	
Donations	1,730.25
Fundraising	
Blast Athletics	5,680.00
Invasion Laser Tag	157.50
Jamba Juice Cards	255.00
Opportunity Drawings	90.00
Restaurant Nights	
Applebee's	1,326.33
Mr. Taco	280.00
Total Restaurant Nights	1,606.33
Silent Auctions	480.00
Fundraising - Other	126.00
Total Fundraising	8,394.83
Snack Bar	2,552.32
Spirit Gear	
Stickers	75.00
T-Shirts	540.00
Total Spirit Gear	615.00
Sponsorships	2,950.00
Total Income	16,242.40
Expense	
Bank Service Charges	
Blast Service Charge	1,022.12
Square Fees	30.43
Bank Service Charges - Other	3.00
Total Bank Service Charges	1,055.55
Equipment	1,461.44
Invitationals	2,580.00
Meet Expense	142.85
Office Expense	72.74
Promotion	1,249.37
Snack Bar Expense	772.99
Spirit Wear	639.52
Stickers	687.50
Travel Expense	
Lodging	2,161.20
Meals	405.52
Transportation	142.12
Total Travel Expense	2,708.84
Uniforms	2,080.17
Total Expense	13,450.97
Net Income	2,791.43

Mission Hills High School Track and Field Boosters

2016-2017 Board of Directors

Lynne Budd
Track Coach
1 Mission Hills Court
San Marcos, CA 92069
lynne.budd@smusd.org
mhhstf.org

Bronwyn Caster
President
bcaster@invasionlasertag.com
760-597-4041

Paul Balancio
Vice President
pbalancio@gmail.com
760-496-8755

Kathleen Morreale
Treasurer
imkkelly@cox.net
760-522-7169

Kana Tobin
Secretary
kana.tobin@gmail.com
760-473-0699

Heidi Robyn
Board Member
760-419-6866

Mike Stout
Board Member
760-464-9535

Todd Marquet
Assistant Principal
School Liaison
todd.marquet@smusd.org

To Whom It may Concern:

I am a parent of two Mission Hills High School track and field athletes. My son, Elijah runs the 110 hurdles. He ran an undefeated season under the coaching of Shawn Coleman. Not only has my son developed as an amazing runner, but the other character traits he has learned will last a lifetime. My daughter, Faith was a freshman this year. She excelled in her events as well. Through her determination and strong work ethic, she was moved up to varsity where she excelled. Shawn Coleman and his staff know every one of our athletes. There are well over 100. My children have made life-long friends in this sport. They are surrounded by positive influences from coaches and their peers. The track and field team has the cumulative highest GPAs of any Mission Hills sport. The coaching staff teaches determination, pride in our school and community, and how to be a good team mate. Our coaches ensure that every athlete feels appreciated on the team. He treats all of the athletes the same regardless of their ability. He recognizes that not every student, has the same ability, but they all have some ability. Even if it is being the most positive, that is still a very valuable asset to team. As a resident of San Marcos, we are lucky to have the amazing coaching staff that brought us to a League title. For that, we are proud and grateful.

Sincerely,

Paul Balancio


Mission Hills High School Track and Field's mission is to provide a nurturing environment where athletes learn a commitment to health, perseverance, and building strong character. Mission Hills High School has 2,500 students, with over 140 participating in track and field. Our students and athletes come from diverse backgrounds. Our track and field program does not discriminate based on gender, race, sexual orientation or ability. It is open to all athletes who attend the high school who are committed to practicing their sport. It is a no cut sport which means it is inclusive of all students. As well as learning to have a life-long passion for fitness, high school sports build character, teach dedication, how to be a team player, and how to win and lose gracefully. These are lessons that will help them as adults in their jobs and relationships. Our 2017 Boys track and field team won the Avocado East League title and boasted ten Avocado East champions. Mission Hills was represented at California Interscholastic Federation in every event except one. In addition, six of our athletes qualified to compete in the State meet.

The statistics are overwhelming for how much more successful high school athletes are than non-athletes. According to the Women's Sports Foundation, female athletes are 92% less likely to get involved with drugs, 80% less likely to get pregnant, and three times more likely to graduate high school than non-athletes. For boys, they are two times more likely to graduate than non-athletes. Student athletes score better on standardized tests, and get better grades. This may be attributed to the fact that vigorous exercise improves blood flow to the brain which results in better alertness, and intellectual functions. A study conducted in the Los Angeles Unified School District showed that there is a positive connection with attendance, and grade point average. Athletes spent an average of three more weeks in school per year. Also the grade point average was .55-.74 points higher. This could be because a minimum GPA is required to play sports. Whatever the reason higher attendance and higher grades are a great result for involvement in sports. Research has proven that high school sports have a favorable influence on academics, deter criminal activity, and improve self-esteem for those involved.

Unfortunately, the San Marcos Unified School District is unable to cover all of the expenses involved in running a track and field program. Mission Hills High School has 54% of the student body that is socially and economically disadvantaged. For some athletes, contributing to meet fees, uniforms or replacing hurdles, is not a possibility. Therefore, raising funds and seeking outside resources has become a necessity. The expenses involved are meet fees/invitationals, uniforms, coaching stipends, and replacing equipment. Mission Hills is now 13 years old, although relatively new, track and field equipment does not hold up that long. Last year, many of our hurdles broke, and are not useable. We are requesting funds to buy some new hurdles to replace the broken ones. High School sports are the reason many teens go to school. It is imperative, that we continue to allow our future leaders reap the many benefits sports have to offer.

SAN MARCOS COMMUNITY FOUNDATION
Grant Cover Page

(Choose one) ☐ MINI-GRANT (Choose one) ☒ REGULAR GRANT

Project Name: North County Senior Connections (NCSC) Date Submitted: July 5, 2017	Total # of people served: 250 unduplicated individuals Total # of San Marcos residents served: 150 unduplicated San Marcos residents	Amount Requested: \$10,000
Non-Profit Organization Name and Address, Website Interfaith Community Services 550 West Washington Avenue Escondido, CA 92025 www.interfaithservices.org	Contact Person – Name, Title & Phone, email Valerie Brown Grant Writer (760) 489-6380 ext. 222 vbrown@interfaithservices.org	
Briefly describe your request for funds (to be expanded upon in narrative for regular grant): <p>Interfaith Community Services respectfully requests \$10,000 from the San Marcos Community Foundation to provide programmatic support for North County Senior Connections (NCSC). NCSC is a collaborative effort between Dreams for Change, the Rancho Santa Fe Foundation, and Interfaith with the goal of combatting isolation, loneliness and poor nutrition among vulnerable, low-income seniors, as well as improve their access to community resources. The program provides hot, nutritious, affordable meals, a variety of fresh, donated produce for participants to take home, socialization among participants, and speaker presentations.</p>		
Briefly describe the significance of your request to the San Marcos community: <p>Transportation and access to services are two major obstacles that many seniors face, especially in a geographically large area like North County. NCSC brings the meals and services to where seniors live and congregate. And as two of these locations are in San Marcos (at Palomar Estates East and West), approximately 40% of meals served by NCSC have benefitted senior residents in the San Marcos community.</p>		
Please attach the following items. Both Mini-Grant & Regular: <ol style="list-style-type: none"> Budget for request (use SMCF Budget Worksheet) Annual Operating budget for the organization or unit Federal & State Tax ID numbers Board of Directors listing with affiliations 5. Regular Grants Only: <ol style="list-style-type: none"> 1-2 page narrative First 2 pages of Federal 990 Most recent year-end Statement or Audit including any management letters associated with Audit. Signature of President or Authorized Officer on Application Optional: letters of support 		Expected date project will begin/end: 9/1/2017 Date by which funds will be expended: 8/31/2018 Signature of President or Authorized Officer  Name, Title Greg Anglea, Chief Executive Officer Submit Via Mail, In Person or Via Email to: San Marcos Community Foundation c/o City of San Marcos 1 Civic Center Drive San Marcos, CA 92069 Email (PDF Format): mgordon@san-marcos.net



Interfaith Community Services Proposal to the San Marcos Community Foundation

The primary mission of Interfaith's comprehensive programs is to provide a pathway to self-sufficiency to low-income, homeless, and vulnerable individuals and families. From its inception, Interfaith has assisted frail, isolated and vulnerable seniors through its social services programs. In 1997, Interfaith's Senior Services program was created to specifically empower seniors to lead more independent lives through the provision of emergency housing, housing for aging veterans and seniors with mental illness, nutrition assistance (daily hot meals and take-home emergency food supplies), and minor home safety repairs. The overarching goal of our Senior Services program is to build community among North County seniors while simultaneously enhancing wellness and food security they age.

Last year alone, through our comprehensive senior programs,

- 2,558 received food assistance
- 1,432 were connected to information and referral services,
- 169 received transportation assistance
- 619 received case management services
- 332 received assistance with legal documents such as IDs and Birth Certificates
- 456 received housing or shelter assistance
- 219 were provided access to medical and counseling services

North County Senior Connections (NCSC) is a ground-breaking program implemented in 2014 as an enhancement to Interfaith's comprehensive Senior Services activities. The overall goal is to combat isolation, loneliness and poor nutrition among low-income seniors, as well as improve their access to community resources. The program provides hot, nutritious, affordable meals, a variety of fresh, donated produce for participants to take home, socialization among participants, and speaker presentations. With the goal to "Connect, Enrich, Encourage and Entertain" our clients, we offer a wide spectrum of topics including physical and mental fitness, entertainment, games, animals, local attractions, safety, books, attendee experiences, children visits, and home beautification.

The NCSC program encourages seniors to enjoy a healthy well-balanced meal while engaging in activities and fellowship with other seniors in their community. NCSC is operated from a mobile food truck, *Thyme Together*, which enables Interfaith to bring nutritious meals to seniors who may not have access to reliable transportation. The current schedule is as follows: Mondays at Vista Village, Tuesdays at Palomar East in San Marcos, Wednesdays at St. Francis of Assisi in Vista, Thursdays at Palomar West in Marcos, and Fridays at Rancho Calevero in Oceanside.

The meals also provide an opportunity to connect vulnerable seniors to vital community resources, in-house case management as well as volunteer opportunities. In addition, Community Support and Health Services are provided to seniors participating in NCSC through case managed social services including: connections to free minor home repairs, emergency financial assistance, ongoing support service contacts to help seniors address issues in their lives, referrals to local health and wellness nonprofits, and basic health risk assessments and coverage connections provided by health workers.

According to surveys taken by our senior participants, the NCSC lunch program has played a role in improving their quality of life and promoting a healthy lifestyle. Since attending the lunches, 92% of seniors agreed or strongly agreed that the lunch program had a positive effect on their lives, 84% indicated that the program gave them something to look forward to each week, 72% felt happier with their life, and 69% thought about ways to take better care of their health.

For some of those surveyed, the socialization and fellowship gained from the lunches was more important than the food. Many seniors shared responses that illustrate the socialization impact of the lunches, such as: "I have depression and often do not want to be around other people. Because this lunch is convenient, I often coax myself to come, and when I get here, I enjoy the conversation and company."

Another senior said: "I was a recluse and very unhappy and lonely [before coming to this program.] Now I feel very alive, interested in people who are so pleasant." A senior volunteer commented: "[Volunteering has improved] my mental health. It keeps my endorphins flowing. I enjoy giving but receive so much from the program."

Over the course of the next year, NCSC will continue to improve the health and wellness of vulnerable and low-income seniors in North County by providing access to healthy food while enhancing social connectedness. The proposed program goals include: serve 5,000 meals to 250 unduplicated vulnerable seniors over the 12 month grant period; 70% of participants will report that meals and resources provided by the Senior Connections program have improved their nutritional security; and 70% of participants will report that socialization, supportive services and case management through the Senior Connections program have improved their quality of life.

Interfaith Community Services

Federal Tax Id: 95-3837714

SAN MARCOS COMMUNITY FOUNDATION
Budget Worksheet

Interfaith Community Services – North County Seniors Connections Budget

Provide an itemized list of expenses for this project:

(example – 72 bicycle helmets at \$7.80 each including tax = \$561.60)

Personnel & Related

Salaries	Program Manager (.25 FTE)	\$12,714
	On Site Coordinator (1.0 FTE)	\$40,706
	Sr. Outreach Specialist (.5 FTE)	\$15,600
	Program Director (.10 FTE)	\$7,241
	Data Specialist 1 (.08 FTE)	\$4,800
Benefits (calculated at 28%)		\$22,697

Program Services

Incentive Gift Cards (\$10 each)	\$5,200
Communications Materials	\$500
Staff Mileage Reimbursement	\$5,100

Other Expenses

Telecommunications	\$1,600
Business Insurance	\$250
Office Supplies	\$1,000
Total Program Costs	\$117,408
Indirect Costs (calculated at 15%)	\$17,611

Total budget for this PROJECT: \$135, 019

Grant Request Amount: \$10,000

Is this a challenge grant? No.

Could it be? Maybe.

Please list any other funding sources for this project.

****Indicate if funds are committed (C), conditional (CD), or pending (P).**

\$60,000 – Rancho Santa Fe Foundation (C)

\$50,000 – Kendal Charitable Funds (P)

INTERFAITH COMMUNITY SERVICES				
FY 2017 BUDGET				
(Excludes Inkind)			Fav / (Unfav)	
In \$	FY 2017 Budget	FY 2016 Forecast	Amount	%
Revenues				
Grants and Contracts	7,563,562	7,105,101	458,461	6%
Contributions	3,500,000	3,235,916	264,084	8%
Rental Income	506,600	387,302	119,298	31%
Interest income	207,190	207,190	0	0%
Other Income	21,060	119,151	-98,091	(82%)
Total Revenues	11,798,412	11,054,660	743,752	7%
Expenses				
Personnel & Related	7,806,412	7,051,798	-754,614	(11%)
Program Services	1,662,349	1,783,481	121,132	7%
Occupancy Expense	1,135,793	1,084,155	-51,638	(5%)
Professional Fees	204,852	170,836	-34,016	(20%)
Business Insurance	73,760	72,672	-1,088	(1%)
Interest Expense	112,344	118,896	6,552	6%
Depreciation Expense	539,640	510,426	-29,214	(6%)
Other Expenses	591,521	625,520	33,999	5%
Total Expenses	12,126,671	11,417,784	-708,887	(6%)
Gain/(Loss) from Operations	-328,259	-363,124	34,865	10%



BOARD OF DIRECTORS

Updated July 2017

Chairman

Silas Harrington

Community Lutheran Church in Escondido
Law Offices of Silas Harrington

Vice Chair

Reverend Meg Decker

Trinity Episcopal Church in Escondido
Escondido Faith Leaders' Council

Treasurer

Gary Luoto

San Dieguito Boys and Girls Club
San Diego Chapter of the US Naval Academy
Alumni Association

Secretary

Jeff Vistica

Vistica Wealth Advisors
Loyola Marymount University

Development Committee Chair

Christine Weigel-Schwan

University of St. Thomas St. Paul, MN

Program Committee Chair

Michael Friedrichs

White and Bright, LLP
Contemporary Ensemble at Church of St. Timothy

Audit Committee Chair

Paul Polito

Polito Eppich Associated LLP, CPAs
Loyola University
Palomar College Foundation
St. Stephen's Catholic Community
North County Trade Tech High School
New Haven Youth and Family Services
John Paul the Great Catholic University

Immediate Past Chair

Christine Carrick

Youngdale Mfg. Corp.
Palomar College Foundation
Palomar College President's Associates
San Marcos Boys and Girls Club

Member

Lisa Brinig

Mariner Wealth Advisors, San Diego
University of Kansas
San Diego State University

Member

Carol J. Brooks

St. John Missionary Baptist Church
Kent State University
San Jose State University
Community Healthcare Alliance Committee
American Women's Association
Women's community Club

Member

Laurie Burt

Latter Day Saints

Member

John Byers

Nordson Coporation
North Coast Church

Member

Dave Dollins

First United Church in Escondido
Culver Stockton College
Indiana University

Member

Mitchell Dubick

Higgs Fletcher & Mack

Member

Gene Evenskaas

Bank of America
US Treasury's Office of Technical Assistance
CEO and Founding Partner of Diablo Capital
Funding LLC.
Core Securities and Global Capital Markets Group
Carroll College
Harvard Business School

Member

Zeynep Ilgaz

Confirm BioSciences
National Institutes of Health Commercialization
Assistance Program
Entrepreneur Society and San Diego State
University

Member

Manuel Martinez

Interfaith Community Services

Member

Kate McKone-Sweet

Schlesinger Fund for Global Healthcare
Entrepreneurship at Babson College
St. Bartholomew's Episcopal Church

Member

Stephen Smith

Lewis Brisbois Bisgaard & Smith
Thomas Jefferson School of Law

Member


Reverend Kadri Webb

St. John Missionary Baptist Church
University of Maryland Baltimore County
Samuel DeWitt Proctor School of Theology



SAN MARCOS COMMUNITY FOUNDATION
Grant Cover Page

(Choose one) ☐ **MINI-GRANT** (Choose one) ☒ **REGULAR GRANT**

Project Name: Supporting family caregivers of individuals with dementia in the San Marcos community		Total # of people served: 35,000 Total # of San Marcos residents served: 500	Amount Requested: \$10,000
Date Submitted: 7/5/17			
Non-Profit Organization Name and Address, Website Alzheimer's San Diego 6632 Convoy Court http://www.alzsd.org/		Contact Person – Name, Title & Phone, email Jessica Empeño, MSW Vice President, Programs & Family Services jempeno@alzsd.org, 858-966-3305	
Briefly describe your request for funds (to be expanded upon in narrative for regular grant): Alzheimer's disease can be emotionally, physically and financially devastating for families, which is why Alzheimer's San Diego is dedicated to ensuring every family receives the assistance they need without worry of cost. While there is currently no treatment or cure, research has shown that taking advantage of supportive services can significantly improve quality of life for the person with the disease and their caregiver. Alzheimer's San Diego provides a lifeline for families by offering a comprehensive suite of free programs. With your help, Alzheimer's San Diego can ease the burden of local families by ensuring the sustainability of these crucial programs. Through this project, San Marcos families will have access to personalized one-on-one support by phone or in-person as well as support and discussion groups located in San Marcos and surrounding areas. These free programs wouldn't be possible without support from foundations like yours.			
Briefly describe the significance of your request to the San Marcos community: Today there are nearly 65,000 San Diegans suffering from Alzheimer's or another type of dementia; a number that is expected to more than double in the next 15 years. Approximately one-third of the San Diegans with Alzheimer's disease reside in the North Inland and North Coastal regions of San Diego County. North County is also home to the largest percentage of unpaid family caregivers in the County (31%), who provide countless hours of care with an estimated economic value of \$600 million. North County is also expected to see significant growth in those affected by dementia since it is home to the largest proportion of adults over the age 55 (age being the biggest risk factor for a diagnosis of dementia). It is an epidemic for which until a cure is found, the best medicine is good care, support, information and resources for those living with the disease and those who care for them.			
Please attach the following items. Both Mini-Grant & Regular: 1. Budget for request (use SMCF Budget Worksheet) 2. Annual Operating budget for the organization or unit 3. Federal & State Tax ID numbers 4. Board of Directors listing with affiliations 5. Regular Grants Only: a. 1-2 page narrative b. First 2 pages of Federal 990 c. Most recent year-end Statement or Audit including any management letters associated with Audit. d. Signature of President or Authorized Officer on Application e. Optional: letters of support		Expected date project will begin/end: 9/1/17-9/1/18	
		Date by which funds will be expended: 9/1/18	
		Signature of President or Authorized Officer  Name, Title VP, PROGRAMS Date 7-5-17	
		Submit Via Mail, In Person or Via Email to: San Marcos Community Foundation c/o City of San Marcos 1 Civic Center Drive San Marcos, CA 92069 Email (PDF Format): mgordon@san-marcos.net	

With estimates that approximately 80% of those living with Alzheimer's disease are being cared for at home, community-based programs and services are essential to supporting the well-being of the families that provide that care. It is the family caregivers that bear the long term burden of Alzheimer's disease.

Caregivers not only face many responsibilities in caring for someone with dementia, from meal preparation and managing health needs to personal care and constant supervision, but they must also cope with fluctuating personality, behavior and mood changes. Eventually, everyone with dementia will require 24-hour care and supervision. This reality often results in caregivers overlooking their own needs and well-being. Research has shown that caregivers experience higher levels of stress, depression and anxiety, which can translate to increased risk for poor physical health and harmful behaviors. The health care costs to San Diego caregivers due to the physical and emotional impact of caregiving were approximately \$77.7 million in 2013 (Alzheimer's Disease and Other Dementias in San Diego County Report by the County of San Diego Health and Human Services Agency, March 2016).

Alzheimer's San Diego knows that helping families better understand the disease and what to expect can lead to healthier coping and a sense of empowerment. Alzheimer's San Diego currently offers a number of free programs that enhance the well-being and quality of life for those coping with the changes brought on by the progressive brain disease. By providing San Marcos with community-based support, family caregivers will feel more connected, more hopeful and better equipped to provide care in the home.

Personalized one-on-one support: The Alzheimer's San Diego team of experienced clinical professionals serve as a resource to the community, helping families understand the disease and its symptoms, assisting with community resources, connecting families to needed services and providing emotional support. These experts are available to answer questions, provide in-depth guidance and personalized consultation or facilitate family meetings – whatever is needed most to help a caregiver navigate the challenging journey of caring for someone with Alzheimer's disease. Providing resources and practical support, combined with education and emotional support can help caregivers provide the best possible care for dementia clients, while also ensuring their own health and well-being.

San Marcos residents are encouraged to access phone-based support as needed and can also meet with social workers in-person at the Alzheimer's San Diego office located in Kearny Mesa. Over the next year, Alzheimer's San Diego will record at least 200 contacts with San Marcos residents through phone and in-person support.

Support and Discussion Groups: Alzheimer's San Diego currently offers more caregiver support groups than any other local provider. Groups provide regular opportunities for caregivers to find comfort, gain hope and strength, while learning from other caregivers who understand what they are going through. While most of the groups are open for any caregiver to attend, several are specialized, such as the Men's Group, Caregivers under 60, Spanish Speaking Care Partners, Lewy Body and Frontotemporal Group, Young Onset, Bereavement and more. Of additional benefit to caregivers are the six groups that provide on-site respite during group meetings, allowing caregivers to attend without worry of supervision for their loved one with dementia. All groups are led by Alzheimer's San Diego clinicians and experienced volunteers who have completed the Alzheimer's San Diego Group Leader Training Program.

With groups offered throughout the County, San Marcos residents can choose from any of the 37 community Support and Discussion Groups. Alzheimer's San Diego offers two monthly Support and Discussion Groups in San Marcos, available in both English and Spanish in addition to offering free respite care at one location. Over the next year, Alzheimer's San Diego will serve 400 attendees through the two groups located in San Marcos, reaching 30 first-time attendees. Conveniently located in nearby areas, San Marcos residents also have access to groups throughout the North County Inland region, including Escondido and Vista.

SAN MARCOS COMMUNITY FOUNDATION
Budget Worksheet

Provide an itemized list of expenses for this project:
(example – 72 bicycle helmets at \$7.80 each including tax = \$561.60)

Support Group Coordinator (Social Worker)	\$ 3,000
2 Family Services Coordinators (Social Workers)	\$ 5,500
Education and Resource Materials	\$ 1,500
	\$
	\$
	\$
	\$
	\$
	\$
	\$
	\$
	\$
	\$

Total budget for this PROJECT: \$ 10,000

Grant Request Amount: \$ 10,000
(Mini-grants not to exceed \$1,500, Regular grants not to exceed \$10,000.)

Is this a challenge grant? No Could it be? No

Please list any other funding sources for this project.

****Indicate if funds are committed (C), conditional (CD), or pending (P).**

This project is specifically to support the needs of the family caregivers in San Marcos and has not been funded by other sources. Similar projects in the North County region have been proposed, with funding committed from Tri-City and pending from the United Methodist Church of Vista.

\$	(Name of source)	**
\$	(Name of source)	**
\$	(Name of source)	**

Alzheimer's San Diego
FY18 Expense Budget
July 1, 2017-June 30, 2018

Personnel Related Expenses	\$1,451,263
Contract Services	142,197
Office Supply, Postage, Photocopy	160,976
Rent, Insurance, Equipment	206,298
Printing, Promotion, Events	187,157
Other Expenses	51,771
<hr/>	
TOTAL EXPENSES	\$2,199,662



Board of Directors

Bill Smith (Chair)

Vice President, Wells Fargo Wealth Advisors

Marcea Lloyd (Vice Chair)

Former SVP and General Counsel, Amylin

Derrick Walsh (Treasurer)

SVP and Chief Accounting Officer, BofI Federal Bank

Marty Levin (Secretary)

Retired Newscaster, KNSD

Herb Schnall

Retired CFO, Tribune Publishing

Dennis Schoville

Attorney at Law, Dennis A. Schoville, APC

Ann Owens

Retired Senior Vice President, Qualcomm

Linda Cho

Owner/Executive Director, Stellar Care

SAN MARCOS COMMUNITY FOUNDATION
Grant Award History FY2016-2017

Organization	Type	Award	Date	Name of Project	Summary of Project
Luminary Arts Corporation	Mini	\$1,500.00	8/10/2016	Elementary Arts Education Classroom Instruction	To provide elementary arts education classroom instruction program at three San Marcos elementary schools. Serves 2,100 San Marcos residents.
Riding Emphasizing Individual Needs & Strengths (REINS)	Mini	\$500.00	8/10/2016	Therapeutic Horsemanship Program	To provide a scholarship for a student to ride in the Therapeutic Horsemanship Program. Serves 1 San Marcos resident.
Rancho Santa Fe Foundation	Regular	\$2,800.00	8/16/2016	North County Senior Connections	To help fund the North County Senior Connections program to provide access to food for vulnerable seniors. May serve up to 1,327 San Marcos residents.
North County Health Services	Regular	\$4,700.00	8/16/2016	ECG Machine	To purchase a new electrocardiograph (ECG) machine at its San Marcos Health Center. Serves 13,521 San Marcos residents.
Cal State University San Marcos Foundation	Regular	\$2,500.00	8/16/2016	The Alliance to Accelerate Excellence in Education at CSUSM: Roadshows and Coaching Cadres	To offer college readiness assemblies to 8th grade students and train current CSUSM students to support graduating San Marcos high school seniors transitioning to college. Serves 2,900 San Marcos residents
San Marcos Historical Society	Mini	\$894.00	10/13/2016	Ongoing Preservation Initiative	To purchase collection management software and training CDs. The group serves over 1,000 San Marcos residents.
Mission Hills Link Crew (San Marcos Unified School District as the fiscal sponsor)	Mini	\$1,500.00	11/9/2016	Mission Hills Link Crew	To purchase 150 t-shirts for the Mission Hills High School Link Crew. Serves 150 San Marcos residents.
Palomar Health Foundation	Regular	\$1,000.00	11/15/2016	Forensic Health Services	To fund the training of staff to become facilitators and educate the community on preventing, identifying, and reporting child abuse. Serves 58 San Marcos residents.
Alzheimer's San Diego	Regular	\$5,000.00	11/15/2016	Addressing Alzheimer's and Dementia within the San Marcos community	To fund the Safety and Independence Workshop to address Alzheimer's and dementia within the San Marcos community. Serves 835 San Marcos residents.

Restorative Justice Mediation Program	Regular	\$5,000.00	11/15/2016	Teacher training in restorative practices	To train 20 teachers and administrators in San Marcos schools in restorative disciplinary practices. May serve over 1,000 San Marcos students.
The Arc of San Diego -- North County	Mini	\$750.00	2/8/2017	Wheelchair accessible picnic tables	To purchase one wheelchair accessible picnic table. Serves 30 San Marcos residents.
Just in Time for Foster Youth	Regular	\$3,126.00	2/21/2017	College Bound	To provide 6 San Marcos former foster youth with laptops and printers for their educational pursuits at CSUSM. Supports 6 San Marcos residents.
EMS -- Employment Means Success	Regular	\$3,658.00	2/21/2017	Transitional Youth to Work	To assist youth with disabilities to go to work in the jobs of their choice through employment preparation services. Serves 15 San Marcos residents.
Feeding San Diego	Regular	\$2,825.00	2/21/2017	Mobile Pantry -- San Marcos	To cover costs to operate its mobile pantry distributions in San Marcos. Serves 11,232 San Marcos residents.
Coastal Roots Farm	Mini	\$1,500.00	5/10/2017	Produce Donation Program	To help fund the program that provides an average of four services of produce to individuals at a pay what you can farm stand at Vista Community Clinic. Serves 5,700 San Marcos residents.
Kiwanis Club of San Marcos Foundation	Mini	\$250.00	5/10/2017	2017 Christmas Parade	To help fund the Kiwanis Club's "A California Christmas" parade in San Marcos on December 2, 2017. Serves 7,500 San Marcos residents.
Brother Benno Foundation	Mini	\$1,500.00	5/10/2017	Infant supplies for homeless	To provide basic supplies to care for homeless or low income families with infants and toddlers. Serves 100 San Marcos residents per month.
Meals on Wheels San Diego County	Regular	\$8,000.00	5/16/2017	Senior Care in Home	To help subsidize the cost of rent at its North County Service Center in San Marcos due to growth in the area. Serves 141 San Marcos residents.
The Elizabeth Hospice	Regular	\$2,500.00	5/16/2017	Bereavement and Grief Counseling	To support bereavement and grief counseling services for those struggling with the loss of a loved one. Serves 450 San Marcos residents.

Special Olympics San Diego	Regular	\$1,000.00	5/16/2017	Community Program	To support the San Marcos residents who compete as athletes through the Special Olympics San Diego for one sports session. Serves 31 San Marcos residents.
Casa de Amparo	Regular	\$5,000.00	5/16/2017	Residential Services	To provide 24-hour trauma informed care for youth in the foster care system who have been removed from their homes due to child abuse or neglect. Serves 85 San Marcos residents.
Total Grants Awarded FY16-17		\$55,503.00			

Fiscal Year 2017-2018 Grants

Name	Date	Amount	Type	Name of Project	Summary of Project
REINS (Riding Emphasizing Individual Needs & Strengths)	7/12/2017	\$1,500.00	Mini	Scholarships	To give scholarships to 5 students who are unable to afford the full tuition. Will serve 5 students. REINS serves 15 San Marcos residents.
Total Grants:		\$1,500.00			

SMCF Resolution No 2017-04

**A RESOLUTION OF THE SAN MARCOS COMMUNITY FOUNDATION
BOARD OF DIRECTORS AUTHORIZING THE AWARD OF GRANT
MONIES TO CERTAIN NON-PROFIT ORGANIZATION APPLICANTS**

-- SUMMER QUARTER 2017--

WHEREAS, the San Marcos Community Foundation Board of Directors is authorized, pursuant to its adopted articles and bylaws, to entertain proposals for non-profit activities from qualified public and charitable groups; and

WHEREAS, a total of five (5) proposals were received by the Foundation prior to the submittal deadline established for the 2017 Summer quarter; and

WHEREAS, the Board of Directors did, at its quarterly meeting on August 15, 2017, consider such proposals and oral arguments pertaining to such proposals in a public meeting duly advertised and held in the manner required by law.

NOW, THEREFORE, BE IT RESOLVED, that the San Marcos Community Foundation Board of Directors does hereby authorize funding of the following grant proposals in the amounts specified:

<u>REQUESTING ORGANIZATION</u>	<u>GRANT AWARD</u>
North County Health Services	\$2,828.22
Interfaith Community Services	\$5,000
Alzheimer's San Diego	\$0

BE IT FURTHER RESOLVED, that actual award of the above grants shall be contingent upon satisfactory compliance with all preconditions to funding specified.

BE IT FURTHER RESOLVED, that the Board's decision is based upon its determination that the above-referenced requests meet applicable legal requirements for funding as a non-profit activity and conform to Foundation policies pertaining to grant awards.

PASSED, APPROVED AND ADOPTED by the San Marcos Community Foundation Board of Directors, at a regular meeting thereof, this 15th day of August, 2017, by the following roll call vote:

AYES: BOARD MEMBERS:
NOES: BOARD MEMBERS:
ABSENT: BOARD MEMBERS:

Colleen Lukoff, Board President

ATTEST:

Michael Gordon, Secretary

SAN MARCOS COMMUNITY FOUNDATION MEETING MINUTES

Tuesday, May 16, 2017 – 6:00 PM

Council Chamber, 1 Civic Center Drive

CALL TO ORDER: Board President Liukoff called the meeting to order at 6:20 PM.

PLEDGE OF ALLEGIANCE: Board member Nuttall led the Pledge of Allegiance.

ROLL CALL:

PRESENT: BOARD MEMBERS: CONFREY, LUKOFF, MONAHAN, NUTTALL

ABSENT: BOARD MEMBERS: BURTON, STACK, WILLIAMS

ALSO PRESENT: Board Secretary Michael Gordon and Office Specialist Sandra Gallegos

1. PRESIDENT'S REPORT

- 2-1-1 San Diego Update:
Board members reviewed the report for San Marcos for the period of January to March 2017. The main needs are housing, shelter, food and transportation.
- Other updates of note to the Board: Board member Confrey spoke about a Capacity Building seminar he attended and also said he is a mentor at Impact Without Borders for a startup social entrepreneurship.

2. FUND STATEMENT - Noted and filed

3. ADVISORY COMMITTEE MEETING

The Advisory Committee meeting was held before the Board meeting. Board President Lukoff stated that the guest speaker was Ron Garnett and he talked about opportunities to build diverse connections. She would like the city's economic development staff to connect with Mr. Garnett and see if there are businesses that can collaborate with the foundation. She would also like Mr. Garnett to put together a proposal to see what it would cost to run a youth entrepreneur program in San Marcos. Board member Monahan said she would like to see that program potentially be a collaboration between businesses that could help support the community foundation as a whole and as a result they offer the program as a competitive grant program for high school students.

4. ELECTION OF OFFICERS

BOARD MEMBER MONAHAN MOVED TO APPROVE COLLEEN LUKOFF AS BOARD PRESIDENT. BOARD MEMBER CONFREY SECONDED. THE MOTION PASSED BY UNANIMOUS VOICE VOTE.

AYES: CONFREY, LUKOFF, MONAHAN, NUTTALL
NOES: NONE
ABSTENTION: NONE
ABSENT: BURTON, STACK, WILLIAMS

BOARD PRESIDENT LUKOFF MOVED TO APPROVE JESSICA MONHAN AS BOARD VICE PRESIDENT. BOARD MEMBER CONFREY SECONDED. THE MOTION PASSED BY UNANIMOUS VOICE VOTE.

AYES: CONFREY, LUKOFF, MONAHAN, NUTTALL
NOES: NONE
ABSTENTION: NONE
ABSENT: BURTON, STACK, WILLIAMS

5. REAPPOINTMENT OF CHIEF FINANCIAL OFFICER AND BOARD SECRETARY

BOARD MEMBER MONAHAN MOVED TO APPROVE RESOLUTION NO. 2017-02. THE MOTION PASSED BY UNANIMOUS VOICE VOTE.

AYES: CONFREY, LUKOFF, MONAHAN, NUTTALL
NOES: NONE
ABSTENTION: NONE
ABSENT: BURTON, STACK, WILLIAMS

6. SMCF GRANT FUNDING COMMITTEE RECOMMENDATION

- (a) Spring Quarter Funding Recommendation Worksheet
- (b) Arts and Cultural Grant Funding Recommendation Worksheet
- (c) Regular/Mini Grant Funding History Fiscal Year 2016/2017
- (d) SMCF Resolution No. 2017-03, Spring Quarter Regular Grants; and 2017-04, 2017 Spring Quarter Arts and Cultural Grants

Board member Confrey stated that he contacted Art Animates Life. The applicant explained their proposal and said the productions are being put on by San Marcos actors and being performed in San Marcos.

Board President Lukoff spoke about the Boys and Girls Club request to purchase items for the dance team. The program has mostly middle school age children, there are also some high school students.

BOARD MEMBER NUTTALL MOVED TO APPROVE RESOLUTION NO. 2017-04 – ARTS & CULTURAL GRANTS, BOARD MEMBER MONAHAN SECONDED. THE MOTION PASSED BY UNANIMOUS VOICE VOTE.

AYES:	CONFREY, LUKOFF, MONAHAN, NUTTALL
NOES:	NONE
ABSTENTION:	NONE
ABSENT:	BURTON, STACK, WILLIAMS

Board President Lukoff reviewed the mini grants awarded this quarter to The Arc of San Diego North County, Coastal Roots Farm, Kiwanis Club of San Marcos Foundation and Brother Benno Foundation.

Board members discussed the regular grant proposals. Board member Confrey said the biggest need in San Marcos is food and shelter and Casa de Amparo is the only agency in San Diego County that provides this service to young mothers.

BOARD MEMBER MONAHAN MOVED TO APPROVE RESOLUTION NO. 2017-03 – SPRING QUARTER REGULAR GRANTS, BOARD MEMBER NUTTALL SECONDED. THE MOTION PASSED BY UNANIMOUS VOICE VOTE.

AYES:	CONFREY, LUKOFF, MONAHAN, NUTTALL
NOES:	NONE
ABSTENTION:	NONE
ABSENT:	BURTON, STACK, WILLIAMS

OLD BUSINESS

7. PROMOTIONAL AND FUNDRAISING ACTIVITIES/IDEAS

- Upcoming Outreach Opportunities:

Board member Monahan talked about having a booth at the Chamber of Commerce street fair, at one of the Movies in the Park event in the summer, and at the Heritage Horse Festival in the fall. Board Secretary Gordon said the City has a booth and he will find out if they can include the Foundation.

Board member Monahan stated the foundation's 30th anniversary is coming up and talked about having a gala event. She would like to put together a committee to start planning the event.

CONSENT CALENDAR

**BOARD MEMBER NUTTALL MOVED TO APPROVE THE CONSENT CALENDAR.
BOARD MEMBER MONAHAN SECONDED. THE MOTION PASSED BY
UNANIMOUS VOICE VOTE.**

8. **WAIVER OF TEXT** – Waived

9. **APPROVAL OF MINUTES** SMCF Board Meeting February 21, 2017 – Approved

10. **ORAL COMMUNICATIONS** - None

ITEMS FOR THE GOOD OF THE ORDER

11. **MISCELLANEOUS**

Selection of next quarter's Grant Funding Committee – Vice President Monahan is the next Chair of the Grant Funding Committee. Other members will be Board members Nuttall and Williams. Board member Burton and Stack are the alternates.

12. **ADJOURNMENT**

**BOARD MEMBER CONFREY MOVED TO ADJOURN THE MEETING, SECONDED BY
BOARD MEMBER NUTTALL. MOTION PASSED BY UNANIMOUS VOICE VOTE.**

Meeting adjourned at 6:55 pm.

COLLEEN LUKOFF, PRESIDENT
SAN MARCOS COMMUNITY FOUNDATION

ATTEST:

MICHAEL GORDON, BOARD SECRETARY
CITY OF SAN MARCOS