

SAN MARCOS COMMUNITY FOUNDATION BOARD MEETING AGENDA

Tuesday, May 21, 2019 – 6:00 PM
San Marcos Room – 2nd Floor

Cell Phones: As a courtesy to others, please silence your cell phone or pager during the meeting and engage in conversations outside the meeting room.

Americans with Disabilities Act: If you need special assistance to participate in this meeting, please contact the Board Secretary at (760) 744-1050, ext. 3137. Notification 48 hours in advance will enable the City to make reasonable arrangements to ensure accessibility to this meeting. Assisted listening devices are available for the hearing impaired. Please see the Board Secretary if you wish to use this device.

Public Comment: If you wish to address the Board on any agenda item, please complete a “Request to Speak” form. Be sure to indicate which item number you wish to address. Comments are limited to FIVE minutes.

The Oral Communication segment of the agenda is for the purpose of allowing the public to address the Board on any matter NOT listed on the agenda. The Board is prohibited by state law from taking action on items NOT listed on the Agenda. However, they may refer the matter to staff for a future report and recommendation. If you wish to speak under “Oral Communications,” please complete a “Request to Speak” form as noted above.

Meeting Schedule: Regular San Marcos Community Foundation Board meetings are generally held on the third Tuesday in the month of February, May, August and November. The Agenda’s are posted on the City website at: www.san-marcos.net.

Agendas: Agenda packets are available for public inspection 72 hours prior to scheduled meetings at the Administration Department located on the second floor of City Hall, 1 Civic Center Drive, San Marcos, during normal business hours. Any agenda-related writings or documents provided to a majority of the San Marcos Community Foundation after distribution of the agenda packet are available for public inspection at the same time at the Administration Department.

CALL TO ORDER

ROLL CALL

NEW BUSINESS

1. PRESIDENT’S REPORT

- Welcome new Board Member

- 2-1-1 San Diego Update
- Updates of note to the Board
*Recommendation: **NOTE & FILE/DISCUSS***

2. **SMCF GRANT FUNDING COMMITTEE RECOMMENDATION**

Quarterly Funding Recommendation to the SMCF Board for Deliberation.

- (a) Grant Funding History Update Fiscal Year 2018/2019
- (b) Consideration of Mini Grant Received May 1, 2019
- (c) Spring Quarter Funding Recommendation Worksheet
- (d) Resolution 2019-XX, Spring Quarter Regular Grants
- (e) Resolution 2019-XX 2019 Art & Culture Grant

*Recommendation: **CONSIDER/APPROVE***

OLD BUSINESS

3. **PROMOTIONAL AND FUNDRAISING ACTIVITIES/IDEAS**

- Annual SMCF Report to City Council
- Recognition of 30th Anniversary
- Other promotional opportunities

*Recommendation: **DISCUSS/APPROVE***

CONSENT CALENDAR

4. **WAIVER OF TEXT** This item is to waive the reading of all text of all Resolutions and Policies adopted at this meeting. Resolutions and Policies shall be adopted by title.

*Recommendation: **WAIVE***

5. **APPROVAL OF MINUTES** SMCF Board Meeting of February 19, 2019.

*Recommendation: **CONSIDER/APPROVE***

6. **ORAL COMMUNICATIONS** Speakers are limited to five minutes. Please complete a "Request to Speak" form and place in basket provided. According to Board policy, *FIFTEEN* minutes has been established during this portion of the Agenda to allow citizens to speak on any matter NOT listed. The Board is prohibited by state law from taking action on items NOT listed on the Agenda. However they may refer the matter for a future report and recommendations.

ITEMS FOR THE GOOD OF THE ORDER

7. **MISCELLANEOUS**

Selection of next quarter's Grant Funding Subcommittee

8. **ADJOURNMENT**

AFFIDAVIT OF POSTING

STATE OF CALIFORNIA)
COUNTY OF SAN DIEGO) ss.
CITY OF SAN MARCOS)

I, Julie Magee, hereby certify that I caused the posting of this Agenda in the glass display case at the north entrance of City Hall and on the City website on Thursday, May 16, 2019 prior to 5:30 pm.



Julie Magee, Recording Secretary



2-1-1 San Diego Client Profile Report

City of San Marcos Quarter 3: FY 2018-19

This report includes demographic, referral and need information for 2-1-1 clients served in the City of San Marcos between **January and March 2019**.

Data Source: 2-1-1 San Diego Information Systems | Reporting Period: FY 2018-2019

Note(s): This report includes unique identifiable clients and anonymous clients in the 2-1-1 and CIE databases for San Diego and Imperial counties. Demographics include only identifiable client records. Needs and referrals include both anonymous and identifiable client records.



2-1-1 San Diego Client Profile Report City of San Marcos

Quarter 3: FY 2018-19

January 1 - March 31, 2019



551

Calls from Low-Income San Marcos Clients



1,716

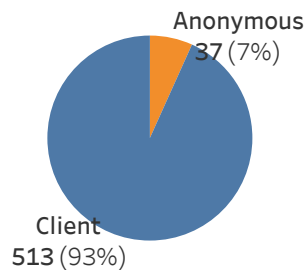
Needs Presented



1,178

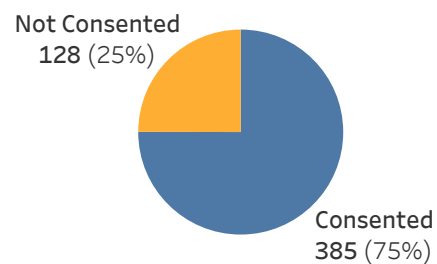
Referrals Provided

In Quarter 3, 2019 (Jan - Mar 2019), 2-1-1 San Diego helped **551** low-income clients (income below 80% AMI) who resided in San Marcos (zip codes: 92069, 92078, 92079, 92096). These clients presented **1,716** needs, which resulted in **1,178** referrals to services to address these needs.



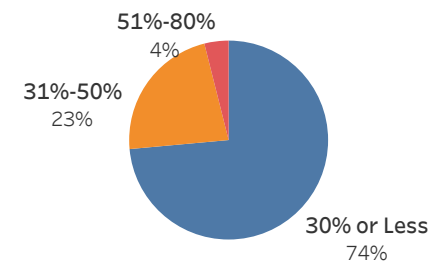
513

Identifiable Client Records



385

Clients Consented into CIE



551

with Income Below 80% AMI

513 clients have created an identifiable client record (**93%** of clients served). Of these, **384** consented to share their information in the Community Information Exchange (CIE) (**75%** of identifiable clients). **551** clients reported income below 80% of the Area Medium Income (AMI) for San Diego County or received referrals indicating they were low income, with **74%** reporting AMI of 30% or less.

Data Source: 2-1-1 San Diego Information Systems | Reporting Period: Quarter 3, FY 2018-2019

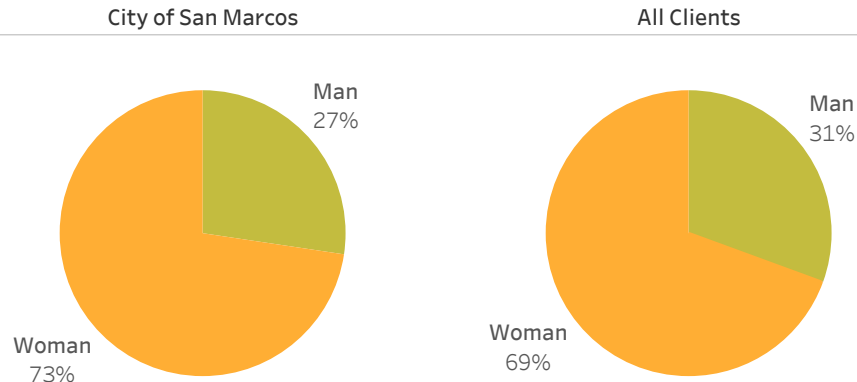
Note(s): This report includes unique identifiable clients and anonymous clients in the 2-1-1 and CIE databases for San Diego and Imperial counties. Demographics include only identifiable client records. Needs and referrals include both anonymous and identifiable client records.



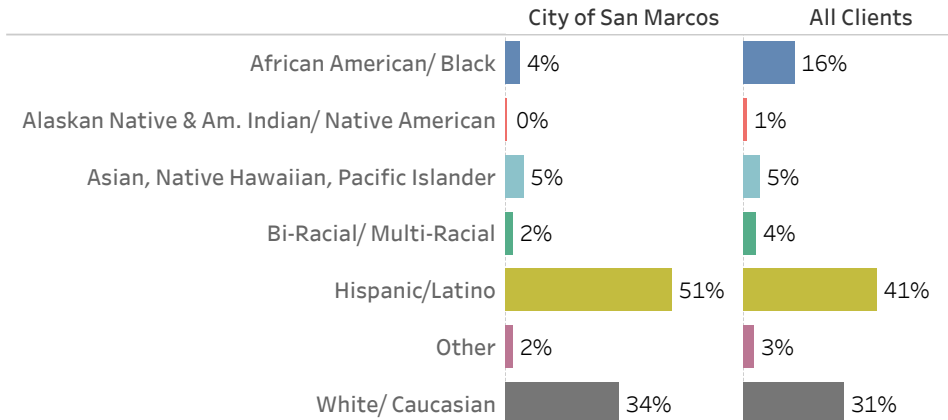
2-1-1 San Diego Client Profile Report City of San Marcos Quarter 2: FY 2018-19

October 1 - December 31, 2018

Gender Identity

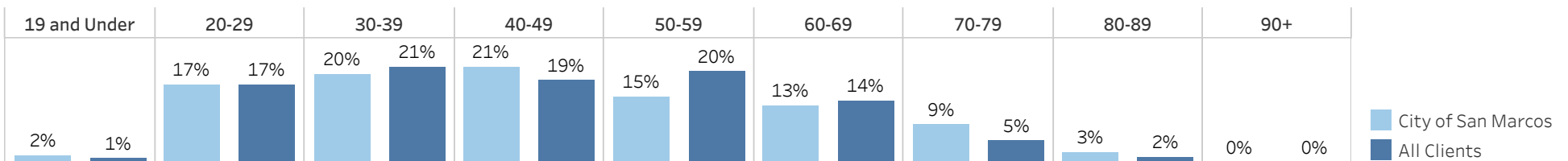


Race/Ethnicity



This quarter, **73%** of clients who called from San Marcos were **women**, which was greater than the total population of 2-1-1 clients (**69%**). **51%** of the clients from San Marcos were **Hispanic or Latino**, which was greater than the total population of 2-1-1 clients (**41%**). Additionally, **4%** of the San Marcos clients were **African American/Black**, which was lower than the total population of 2-1-1 clients (**16%**).

Age Group



Clients from San Marcos represent roughly the same age groups as the total population of 2-1-1 clients. This quarter, there was a comparatively **smaller** percentage of clients in the **50-59** age ranges (**15%**) and a **larger** percentage of clients in the **70-79** (**9%**) age ranges than the general 2-1-1 population.

Data Source: 2-1-1 San Diego Information Systems | Reporting Period: Quarter 3, FY 2018-2019

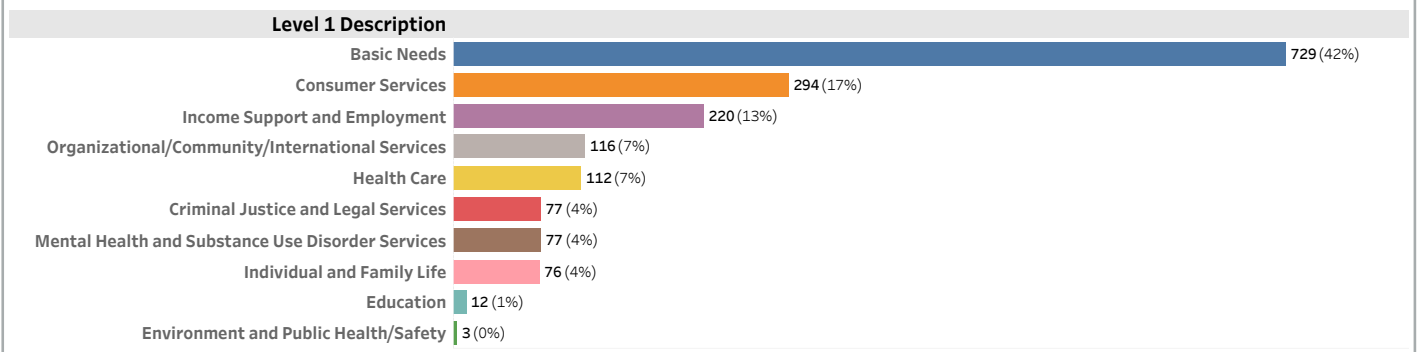
Note(s): This report includes unique identifiable clients and anonymous clients in the 2-1-1 and CIE databases for San Diego and Imperial counties. Demographics include only identifiable client records. Needs and referrals include both anonymous and identifiable client records.

Client Needs

Client needs are organized by a taxonomy structure. Taxonomy is a thorough classification system that distinguishes concepts, names those concepts, and puts those concepts into a hierarchical order. The first level is the most broad level, with up to six nested layers that progressively increase in specificity. 2-1-1 Customer Service Representatives document client needs using this structured system.

Total Needs: 1,716

Needs by Taxonomy: Clients living in City of San Marcos



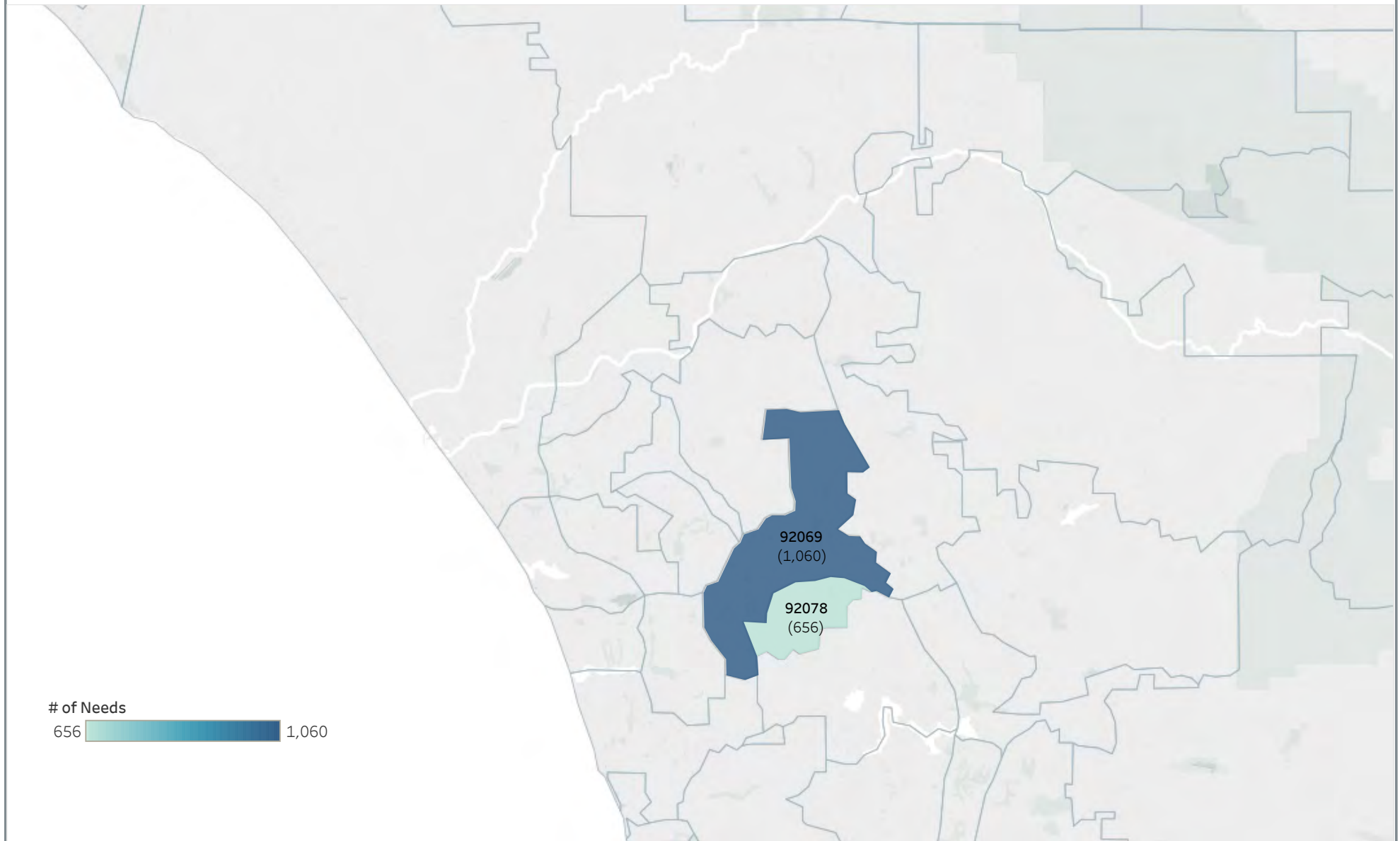
Basic Needs accounted for 42% of total needs for clients in the City of San Marcos this quarter. Consumer Services account for an additional quarter (17%), with an increased need this quarter for Tax Organizations and Services (16%). Below is a more detailed description of needs by category (second level needs). The most common basic needs are Utilities, Housing/Shelter, and Food.

Level 1 Description	Level 2 Description	Count	Percentage
Basic Needs	Food	79	(5%)
	Housing/Shelter	319	(19%)
	Material Goods	17	(1%)
	Transportation	15	(1%)
	Utilities	299	(17%)
Consumer Services	Consumer Assistance and Protection	17	(1%)
	Money Management	8	(0%)
	Tax Organizations and Services	269	(16%)
Criminal Justice and Legal Services	Courts	3	(0%)
	Judicial Services	2	(0%)
	Law Enforcement Agencies	1	(0%)
	Law Enforcement Services	6	(0%)
	Legal Assistance Modalities	17	(1%)
	Legal Services	45	(3%)
	Legal Services Organizations	3	(0%)
Education	Educational Institutions/Schools	4	(0%)
	Educational Programs	1	(0%)
	Educational Support Services	7	(0%)
Environment and Public Health/Safety	Public Safety	3	(0%)
Health Care	Emergency Medical Care	2	(0%)
	Health Screening/Diagnostic Services	6	(0%)
	Health Supportive Services	63	(4%)
	Human Reproduction	3	(0%)
	Outpatient Health Facilities	9	(1%)
	Rehabilitation/Habilitation Services	7	(0%)
	Specialized Treatment and Prevention	6	(0%)
	Specialty Medicine	16	(1%)
Income Support and Employment	Employment	16	(1%)
	Public Assistance Programs	184	(11%)
	Social Insurance Programs	13	(1%)
	Temporary Financial Assistance	7	(0%)
Individual and Family Life	Domestic Animal Services	3	(0%)
	Individual and Family Support Services	57	(3%)
	Leisure Activities/Recreation	1	(0%)
	Mutual Support	9	(1%)
	Social Development and Enrichment	1	(0%)
	Volunteer Opportunities	5	(0%)
Mental Health and Substance Use Disorder Services	Counseling Settings	8	(0%)
	Mental Health Assessment and Treatment	34	(2%)
	Mental Health Care Facilities	2	(0%)
	Mental Health Support Services	3	(0%)
	Substance Use Disorder Services	30	(2%)
Organizational/Community/International Services	Community Economic Development and Finance	2	(0%)
	Community Groups and Government/Administrative Offices	11	(1%)
	Donor Services	1	(0%)
	Information Services	101	(6%)
	Occupational/Professional Associations	1	(0%)

Data Source: 2-1-1 San Diego Information Systems | Reporting Period: Quarter 3, FY 2018-2019

Note(s): This report includes unique identifiable clients and anonymous clients in the 2-1-1 and CIE databases for San Diego and Imperial counties. Demographics include only identifiable client records. Needs and referrals include both anonymous and identifiable client records.

Needs by Client Zip Code: Clients Living in City of San Marcos



This quarter, more client needs were documented in the **92069** zip code (**1,060**) than the **92078** zip code (**656**). However, need was overall evenly distributed across the two City of San Marcos zip codes.

Data Source: 2-1-1 San Diego Information Systems | Reporting Period: Quarter 3, FY 2018-2019

Note(s): This report includes unique identifiable clients and anonymous clients in the 2-1-1 and CIE databases for San Diego and Imperial counties. Demographics include only identifiable client records. Needs and referrals include both anonymous and identifiable client records.

Referrals

Community Connectors provide referrals to resources to meet client needs. The 2-1-1 San Diego Resource Database is structured into two levels of an organization: Agency and Service. Agency is the highest level of an organization/business and can be comprised of many services. Services are the programs provided by the Agency and can be located at one or more sites.

Top Referrals by Agency and Service: Clients living in City of San Marcos

Services with 5 or more referrals

Referral Agency Name	Referral Name	
2-1-1 San Diego	VITA	191
	Enrollment and Navigation Services	100
Aging & Independence Services (AIS), HHSA, County of SD	In-Home Supportive Services (IHSS)	5
Bread of Life Rescue Mission	Winter Shelter	5
Caleitc4me.org	CalEITC4Me.org	11
Campesinos Unidos Inc of San Diego	Home Energy Bill Assistance Program, San Diego Office	66
Catholic Charities	Food Resource Center, Vista	7
Dreams for Change	Tax Preparation Assistance	8
Feeding San Diego	Mobile Pantry, San Marcos	6
Gleaning Field Foundation	Food Pantry	9
God's Heart Ministry	Las Valientes/Las Traductoras	5
GoSection8	GoSection8	14
Housing and Community Development Services, County of San Diego	County of San Diego Housing Resource Directory	23
	Section 8 Rental Assistance Program	14
Interfaith Community Services	EFSP Rent Payment Assistance, Carlsbad	11
	Interfaith Shelter Network (ISN), North County Inland Branch	11
	EFSP New Move In Rental Assistance, Oceanside	5
Legal Aid Society of San Diego, Inc.	Legal Services, North County Office	6
McAlister Institute for Treatment and Education	Inclement Weather Hotel/Motel Voucher Program	12
Operation Hope Vista	Operation Hope Vista Shelter	6
Salvation Army, Escondido Corps	Neighbor to Neighbor, Escondido	17
San Diego Gas and Electric Company	California Alternate Rates for Energy (CARE) Program	26
	Energy Savings Assistance Program (ESAP)	9
	Customer Service	7
San Diego Housing Commission	City of San Diego Affordable Housing Information and Guide	8
Self Sufficiency Programs, Health and Human Services Agency, County of San Diego	ACCESS Customer Service Center Self Service	62
	Family Resource Center (FRC) Reschedule Line	10
	MyBenefits CalWIN	7
	Family Stabilization Program, North Inland	5
	Medi-Cal, North Inland Family Resource Center	5
SoCal Athletics, Inc	Orchard's Edge	6
The Foundation for Senior Wellbeing	Information Resource Center	5
The Salvation Army San Diego Regional Office	Neighbor to Neighbor, Escondido Corps	10
United States Treasury, Internal Revenue Service	Earned Income Tax Credit	46
United Way of San Diego County	Neighbor to Neighbor, Unions United	8
US Department of Housing and Urban Development	Housing and Urban Development Affordable Apartment Online Directory	6

Data Source: 2-1-1 San Diego Information Systems | Reporting Period: Quarter 3, FY 2018-2019

Note(s): This report includes unique identifiable clients and anonymous clients in the 2-1-1 and CIE databases for San Diego and Imperial counties. Demographics include only identifiable client records. Needs and referrals include both anonymous and identifiable client records.

Referrals

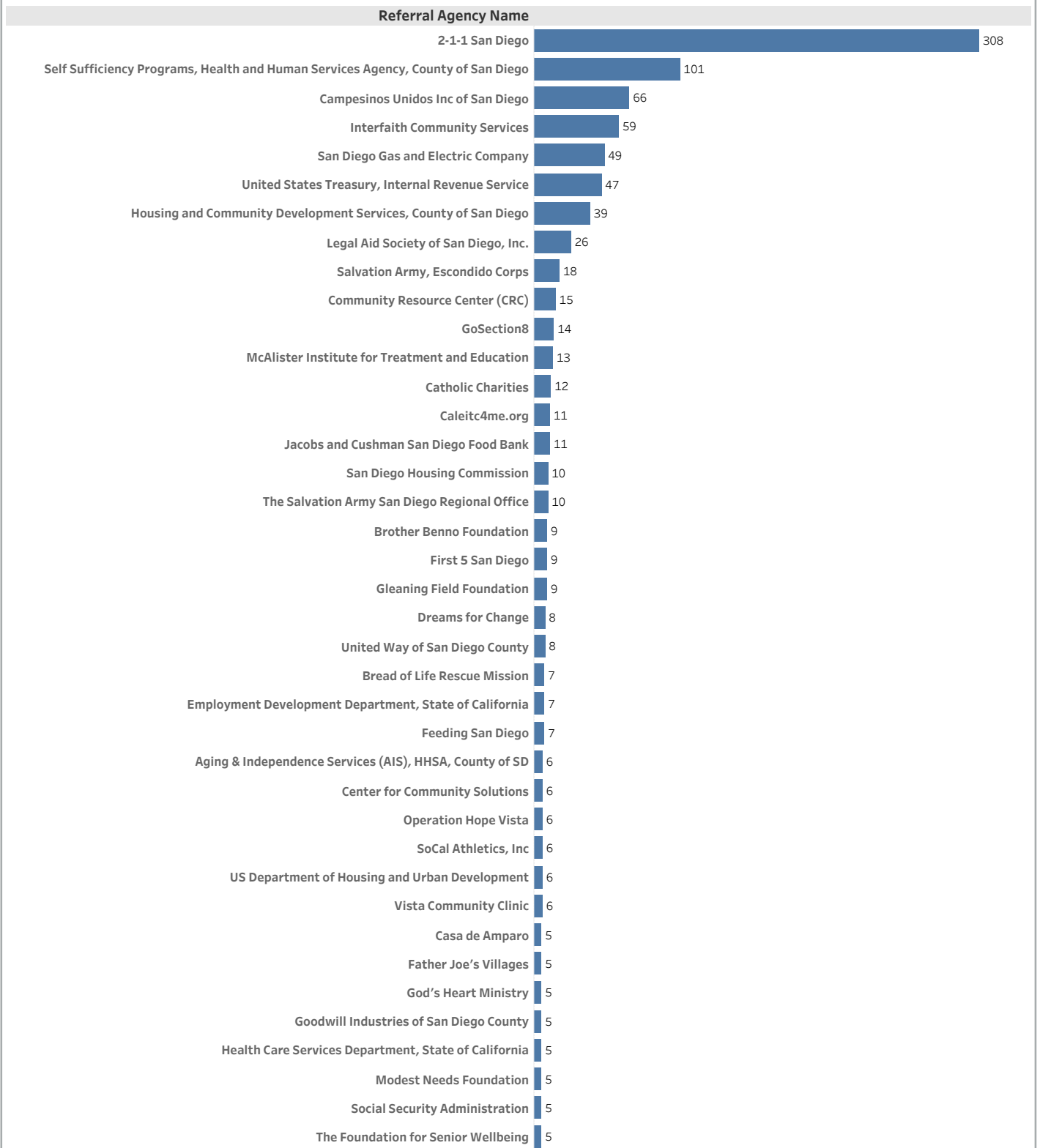
Community Connectors provide referrals to resources to meet client needs. The 2-1-1 San Diego Resource Database is structured into two levels of an organization: Agency and Service. Agency is the highest level of an organization/business and can be comprised of many services. Services are the programs provided by the Agency and can be located at one or more sites.

Total Referrals: 1,178

The most common referrals provided to City of San Marcos clients were **2-1-1 San Diego** (internal referral), the **County of San Diego HHSA**, and **Campesinos Unidos**. The following page provides the number of referrals provided by service.

Top Referrals by Agency: Clients living in City of San Marcos

Agencies with 5 or more referrals



Data Source: 2-1-1 San Diego Information Systems | Reporting Period: Quarter 3, FY 2018-2019

Note(s): This report includes unique identifiable clients and anonymous clients in the 2-1-1 and CIE databases for San Diego and Imperial counties. Demographics include only identifiable client records. Needs and referrals include both anonymous and identifiable client records.



2-1-1 San Diego Client Profile Report City of San Marcos Year-to-Date Summary

Year-to-Date Summary

Category	Quarter 1	Quarter 2	Quarter 3	Quarter 4	Grand Total
Low Income Clients	378	385	551	0	1,314
Needs	1,444	1,319	1,716	0	4,479
Referrals	1,010	919	1,178	0	3,107
Total Clients	380	389	555	0	1,324

In Quarter 3, 2019 (Jan - Mar 2019), 2-1-1 San Diego helped more low-income clients from the City of San Marcos than in the previous quarter, for a total of **1,314** low-income clients and **3,107** referrals addressing **4,479** needs over three quarters.

2-1-1 has also assisted **10** clients who did not identify as low-income this fiscal year (over 80% AMI).

Data Source: 2-1-1 San Diego Information Systems | Reporting Period: Quarter 3, FY 2018-2019

Note(s): This report includes unique identifiable clients and anonymous clients in the 2-1-1 and CIE databases for San Diego and Imperial counties. Demographics include only identifiable client records. Needs and referrals include both anonymous and identifiable client records.



4950 Murphy Canyon Road
San Diego, CA 92123
(858) 279-2740 tel
(858) 279-6105 fax
www.jcfsandiego.org

DATE: May 6, 2019

DELIVER TO: Marina Crandall, Julie Magee and Joseline Cadima

Email: accounting@san-marcos.net; jmagee@san-marcos.net;
jcadima@san-marcos.net;

FROM: JCF Finance Department

OF PAGES: 3, including cover

SUBJECT: *San Marcos Community Foundation (SANM) and
S.M. Community Found – Now & Forever (SANMA)*

MESSAGE: Fund Activity Reports for April 2019

If you have any questions, please feel free to contact us at finance@jcfsandiego.org.

San Marcos Community Foundation

Beginning Balance: 1,215,906.41

Apply Date	Descr.	Expense/DR	Income/CR
04/30/2019	Interest	0.00	711.76
04/30/2019	Dividends	0.00	148.95
04/30/2019	Realized Gain	0.00	99.09
04/30/2019	UnRealized Gain	0.00	12,398.91
04/30/2019	UnRealized Gain	0.00	11,462.35
04/30/2019	Custodial Fee	53.36	0.00
04/30/2019	Consultant Fee	48.27	0.00
04/30/2019	Foundation Fee	460.80	0.00
		562.43	24,821.06

San Marcos Community Foundation

Ending Balance: 1,240,165.04

S.M. Community Found - Now & Forever

Beginning Balance:

4,992.85

Apply Date	Descr.	Expense/DR	Income/CR
04/30/2019	Interest	0.00	4.60
04/30/2019	Dividends	0.00	0.65
04/30/2019	Realized Gain	0.00	0.15
04/30/2019	UnRealized Gain	0.00	102.34
04/30/2019	Custodial Fee	0.25	0.00
04/30/2019	Consultant Fee	0.20	0.00
04/30/2019	Foundation Fee	1.89	0.00
		2.34	107.74

S.M. Community Found - Now & Forever

Ending Balance:

5,098.25

Jewish Community Foundation of San Diego

Asset Allocation & Performance

As of March 31, 2019

	Market Value (\$)	Performance(%)								
		Month	Quarter To Date	Year To Date	Fiscal YTD	1 Year	3 Years	5 Years	Since Inception	Inception Period
Endowment Pool	147,643,820	1.0	7.9	7.9	1.6	2.1	7.8	5.0	5.6	10y 9m
<i>Endowment Pool Policy Index</i>		<i>1.1</i>	<i>8.5</i>	<i>8.5</i>	<i>1.7</i>	<i>2.5</i>	<i>7.4</i>	<i>4.3</i>	<i>4.8</i>	
Long Term Pool	49,842,848	1.3	8.7	8.7	2.6	3.0	8.0	5.0	6.3	15y 9m
<i>Long Term Pool Policy Index</i>		<i>1.4</i>	<i>8.6</i>	<i>8.6</i>	<i>2.7</i>	<i>3.2</i>	<i>7.2</i>	<i>4.7</i>	<i>6.2</i>	
Long Term Index Pool	31,370,605	1.4	8.8	8.8	2.8	2.9	7.8	--	4.7	4y 9m
<i>Index Pool Policy Index</i>		<i>1.3</i>	<i>9.0</i>	<i>9.0</i>	<i>2.6</i>	<i>3.0</i>	<i>7.6</i>	<i>--</i>	<i>4.7</i>	
Impact Investment Pool	3,466,246	1.2	8.6	8.6	3.7	5.8	--	--	5.9	1y 8m
<i>Impact Investment Pool Policy Index</i>		<i>1.3</i>	<i>9.0</i>	<i>9.0</i>	<i>2.6</i>	<i>3.0</i>	<i>--</i>	<i>--</i>	<i>4.6</i>	
Mid Term Pool	39,565,425	1.5	5.0	5.0	3.6	3.9	4.2	3.1	4.8	15y 9m
<i>Mid Term Pool Policy Index</i>		<i>1.7</i>	<i>5.0</i>	<i>5.0</i>	<i>4.0</i>	<i>4.1</i>	<i>3.9</i>	<i>3.2</i>	<i>5.1</i>	
Short Term Pool	56,789,595	0.2	0.6	0.6	1.6	2.0	1.0	0.8	1.4	15y 9m
<i>Short Term Pool Policy Index</i>		<i>0.2</i>	<i>0.6</i>	<i>0.6</i>	<i>1.7</i>	<i>2.1</i>	<i>1.2</i>	<i>0.7</i>	<i>1.3</i>	
Total Assets	328,678,540									

Jewish Community Foundation of San Diego
Monthly Pool Summary

As of March 31, 2019

Asset Allocation vs. Policy Targets

Endowment Pool			
Asset Class	Actual	Target	Over/Under Target
Equity	54.1%	55.0%	-0.9%
Fixed Income	10.4%	10.0%	+0.4%
Real Assets	5.3%	5.0%	+0.3%
Multi-Strategy	30.1%	30.0%	+0.1%
Cash	0.1%	0.0%	+0.1%

Long Term Pool			
Asset Class	Actual	Target	Over/Under Target
Equity	58.7%	58.5%	+0.2%
Fixed Income	37.8%	38.0%	-0.2%
Real Assets	3.5%	3.5%	0.0%
Multi-Strategy	0.0%	0.0%	0.0%
Cash	0.0%	0.0%	0.0%

Mid Term Pool			
Asset Class	Actual	Target	Over/Under Target
Equity	20.1%	20.0%	+0.1%
Fixed Income	74.9%	75.0%	-0.1%
Real Assets	5.0%	5.0%	0.0%
Cash	0.0%	0.0%	0.0%

Long Term Index Pool			
Asset Class	Actual	Target	Over/Under Target
Equity	65.1%	65.0%	+0.1%
Fixed Income	34.9%	35.0%	-0.1%
Cash	0.0%	0.0%	0.0%

Impact Investment Pool			
Asset Class	Actual	Target	Over/Under Target
US Public Equities	47.8%	40.0%	+7.8%
Int'l Equities	12.5%	10.0%	+2.5%
Israeli Equities	6.2%	5.0%	+1.2%
Private Equity	0.0%	10.0%	-10.0%
Public Debt	23.9%	20.0%	+3.9%
Israeli Debt	5.7%	5.0%	+0.7%
Private Debt	2.9%	10.0%	-7.1%
Cash	0.9%	0.0%	+0.9%

Short Term Pool			
Asset Class	Actual	Target	Over/Under Target
Cash	100.0%	100.0%	0.0%

Jewish Community Foundation of San Diego - Endowment Pool

Asset Allocation & Performance (Net of Fees)

As of March 31, 2019

	Allocation		Performance(%)								
	Market Value (\$)	%	Month	Quarter To Date	Year To Date	1 Year	3 Years	5 Years	7 Years	Since Inception	Inception Period
Total Portfolio	147,643,820	100.0	1.0	7.9	7.9	2.1	7.8	5.0	5.8	5.6	10y 9m
Endowment Pool Policy Index			1.1	8.5	8.5	2.5	7.4	4.3	5.6	4.8	
CPI + 5%			1.0	2.4	2.4	7.0	7.3	6.5	6.6	6.5	
Total Equity	79,916,474	54.1	1.2	12.3	12.3	2.4	11.0	7.1	8.3	6.2	10y 8m
MSCI AC World IMI (Net)			1.0	12.3	12.3	1.9	10.6	6.3	8.5	6.1	
Global Equity	41,171,247	27.9									
Harding Loevner Global Equity (HLMVX)	14,625,899	9.9	1.5	14.0	14.0	-0.1	12.7	8.9	9.4	10.6	6y 9m
MSCI AC World Index (Net)			1.3	12.2	12.2	2.6	10.7	6.5	8.4	9.7	
Dodge & Cox Global Stock (DODWX)	13,492,141	9.1	-0.6	9.7	9.7	-1.5	11.4	5.3	9.6	11.1	6y 9m
MSCI AC World Index Value (Net)			0.2	9.9	9.9	0.7	9.0	4.3	7.1	8.2	
Walter Scott Global Stock (DGLRX)	13,053,208	8.8	3.3	15.2	15.2	12.4	13.4	9.2	9.9	11.0	6y 9m
MSCI AC World Index Growth (Net)			2.3	14.5	14.5	4.5	12.3	8.5	9.8	11.1	
Large Cap Equity	12,286,787	8.3									
Wellington (Vanguard) Dividend Growth (VDIGX)	12,286,787	8.3	3.1	13.8	13.8	15.2	12.5	10.5	12.4	13.1	6y 9m
S&P 500			1.9	13.6	13.6	9.5	13.5	10.9	12.8	13.8	
SMID Cap Equity	3,574,291	2.4									
William Blair (WSMDX)	3,574,291	2.4	0.1	17.1	17.1	8.9	17.5	12.2	14.3	14.1	5y 9m
Russell 2500 Growth Index			-0.2	19.0	19.0	7.5	15.6	9.7	12.6	12.3	
Russell 2500 Index			-0.8	15.8	15.8	4.5	12.6	7.8	11.4	10.4	
Small Cap Equity	3,938,513	2.7									
Integrity Small-Cap Value (VSVIX)	3,938,513	2.7	-3.5	12.3	12.3	-5.1	8.2	4.7	9.5	10.6	6y 9m
Russell 2000 Value Index			-2.9	11.9	11.9	0.2	10.9	5.6	9.6	10.5	
Russell 2000 Index			-2.1	14.6	14.6	2.0	12.9	7.1	10.7	11.7	

Jewish Community Foundation of San Diego - Endowment Pool

Asset Allocation & Performance (Net of Fees)

As of March 31, 2019

	Allocation		Performance(%)								
	Market Value (\$)	%	Month	Quarter To Date	Year To Date	1 Year	3 Years	5 Years	7 Years	Since Inception	Inception Period
International Developed	4,820,672	3.3									
DFA International Small Company (DFISX)	4,820,672	3.3	-0.6	9.9	9.9	-11.1	6.6	3.0	6.9	8.7	6y 9m
MSCI EAFE Small Cap (Net)			0.2	10.7	10.7	-9.4	7.5	4.5	8.2	10.0	
Emerging Markets Equity	8,742,290	5.9									
Touchstone Sands Cptl Emerg Mkts (TSEGX)	4,407,625	3.0	5.8	16.3	16.3	-2.9	12.0	--	--	12.6	2y 10m
MSCI Emerging Markets (Net)			0.8	9.9	9.9	-7.4	10.7	3.7	2.7	12.6	
Wells Fargo Emerging Markets Equity (EQIIX)	4,334,665	2.9	-0.7	8.2	8.2	-7.2	6.8	3.2	--	8.5	2y 10m
MSCI Emerging Markets (Net)			0.8	9.9	9.9	-7.4	10.7	3.7	2.7	12.6	
Long/Short Equity	4,676,255	3.2									
Titan Global Equity[CE]	4,676,255	3.2	0.0	2.9	2.9	-5.5	3.0	1.6	3.8	4.3	6y 9m
HFRI Equity Hedge (Total) Index			0.7	7.8	7.8	-0.2	6.8	3.6	4.8	5.7	
Private Equity	706,419	0.5									
Glouston Capital Partners[CE]	273,245	0.2	0.0	0.0	0.0	5.0	4.0	5.1	--	9.0	6y 9m
Vista Equity Partners VII[CE]	241,748	0.2	0.0	--	--	--	--	--	--	0.0	0y 1m
Apollo Investment Fund IX[CE]	191,426	0.1	--	--	--	--	--	--	--	--	0y
Total Fixed Income	15,313,565	10.4	1.3	2.6	2.6	3.6	2.6	2.0	2.6	4.8	10y 9m
Blmbg. Barc. U.S. Aggregate			1.9	2.9	2.9	4.5	2.0	2.7	2.5	3.9	
WellsCap Core Bond (MBFIX)	5,032,667	3.4	2.0	3.0	3.0	4.3	2.0	2.7	2.7	2.3	1y 4m
Blmbg. Barc. U.S. Aggregate			1.9	2.9	2.9	4.5	2.0	2.7	2.5	2.6	
PIMCO Global Bond (PGBIX)	3,449,488	2.3	0.6	2.7	2.7	2.2	3.4	3.9	4.1	2.6	1y 1m
Blmbg. Barc. Global Aggregate Index (Hedged)			1.8	3.0	3.0	4.9	2.8	3.6	3.5	5.3	
DoubleLine Core Fixed Income (DBLFX)	5,010,690	3.4	1.4	3.0	3.0	3.7	3.0	3.3	3.4	4.4	0y 11m
Blmbg. Barc. U.S. Aggregate			1.9	2.9	2.9	4.5	2.0	2.7	2.5	5.3	
Golub Capital[CE]	1,820,720	1.2	0.0	0.0	0.0	6.3	--	--	--	7.3	2y 9m

Jewish Community Foundation of San Diego - Endowment Pool

Asset Allocation & Performance (Net of Fees)

As of March 31, 2019

	Allocation		Performance(%)								
	Market Value (\$)	%	Month	Quarter To Date	Year To Date	1 Year	3 Years	5 Years	7 Years	Since Inception	Inception Period
Total Real Asset	7,838,921	5.3	1.0	6.1	6.1	2.7	6.4	-2.3	-3.6	2.4	9y 11m
Real Assets Custom Benchmark			1.7	7.9	7.9	3.3	3.9	0.1	0.8	4.4	
Principal Diversified Real Asset (PDRDX)	5,536,509	3.7	1.4	8.7	8.7	1.5	5.1	0.2	2.0	0.5	4y 3m
Real Assets Custom Benchmark			1.7	7.9	7.9	3.3	3.9	0.1	0.8	1.3	
Apollo Natural Resources II L.P.[CE]	1,078,536	0.7	0.0	0.0	0.0	3.6	--	--	--	16.0	2y 9m
WHI Real Estate Partners IV[CE]	1,223,876	0.8	0.0	0.0	0.0	10.1	--	--	--	7.0	1y 5m
Total Multi-Strategy	44,473,187	30.1	0.5	2.5	2.5	0.9	3.3	3.0	3.8	2.4	10y 9m
HFRI FOF: Conservative Index			0.8	3.6	3.6	2.1	3.6	2.2	3.1	1.2	
Magnitude International Class A[CE]	18,170,508	12.3	1.3	2.8	2.8	1.9	3.7	4.2	4.5	4.6	6y 7m
BlackRock Tempus[CE]	1,870,726	1.3	-0.7	2.2	2.2	-4.0	1.0	-0.3	2.3	2.1	6y 7m
HG Vora	6,196,603	4.2	0.0	5.8	5.8	5.4	10.9	6.5	10.6	5.2	1y 1m
HFRI Event-Driven (Total) Index			-0.1	4.2	4.2	1.9	6.9	3.0	4.7	1.3	
Emso Saguaro Fund	3,947,787	2.7	-0.1	2.8	2.8	-3.4	4.1	4.3	5.3	-2.5	1y 1m
HFRI Macro: Discretionary Thematic Index			0.5	2.4	2.4	2.0	1.1	0.2	0.2	0.7	
Stone Milliner Macro Fund	2,622,597	1.8	-0.7	-1.3	-1.3	-1.9	-0.3	3.3	5.0	-2.5	1y 1m
HFRI Macro: Discretionary Thematic Index			0.5	2.4	2.4	2.0	1.1	0.2	0.2	0.7	
Davidson Kempner[CE]	3,089,515	2.1	0.7	2.3	2.3	3.0	--	--	--	3.0	1y
HFRI Fund Weighted Composite Index			0.8	5.7	5.7	0.7	5.1	3.0	3.8	0.7	
Capstone	4,464,577	3.0	1.2	3.4	3.4	1.0	6.6	3.8	3.4	4.1	0y 8m
HFRI RV: Multi-Strategy Index			0.4	2.9	2.9	2.2	4.3	3.1	4.2	0.9	
IPM[CE]	4,110,874	2.8	-1.3	-1.7	-1.7	-4.8	0.0	3.9	5.4	-5.3	0y 8m
HFRI Macro: Systematic Diversified Index			3.2	2.4	2.4	-1.3	-2.2	1.1	0.2	0.3	
Cash	101,673	0.1	--	--	--	--	--	--	--	--	22y 7m

- Totals might not sum due to rounding
- Performance for periods longer than one year is annualized
- Inception period starts with the first full month of available performance
- Performance and market value estimates denoted with {CE} (current estimate)
- Private Equity returns are updated on a quarterly basis. MTD and QTD performance will not be available
- The Policy Index consists of 10% Bloomberg Barclays Aggregate Index, 30% HFRI FOF: Conservative Index, 55% MSCI AC World IMI Index and 5% Real Assets Custom Benchmark

Jewish Community Foundation of San Diego - Long Term Pool

Asset Allocation & Performance (Net of Fees)

As of March 31, 2019

	Allocation		Performance(%)								
	Market Value (\$)	%	Month	Quarter To Date	Year To Date	1 Year	3 Years	5 Years	7 Years	Since Inception	Inception Period
Total Portfolio	49,842,848	100.0	1.3	8.7	8.7	3.0	8.0	5.0	5.9	6.3	15y 9m
Long Term Pool Policy Index			1.4	8.6	8.6	3.2	7.2	4.7	5.6	6.2	
CPI + 5%			1.0	2.4	2.4	7.0	7.3	6.5	6.6	7.2	
Total Equity	29,256,538	58.7	1.3	13.0	13.0	3.1	11.8	7.5	8.7	7.4	15y 8m
MSCI AC World IMI (Net)			1.0	12.3	12.3	1.9	10.6	6.3	8.5	8.1	
Global Equity	16,031,722	32.2									
Harding Loevner Global Equity (HLMVX)	5,841,701	11.7	1.5	14.1	14.1	-0.1	12.7	8.9	9.4	10.6	6y 9m
MSCI AC World Index (Net)			1.3	12.2	12.2	2.6	10.7	6.5	8.4	9.7	
Dodge & Cox Global Stock (DODWX)	5,079,444	10.2	-0.6	9.7	9.7	-1.5	11.4	5.3	9.6	11.1	6y 9m
MSCI AC World Index Value (Net)			0.2	9.9	9.9	0.7	9.0	4.3	7.1	8.2	
Walter Scott Global Stock (DGLRX)	5,110,577	10.3	3.3	15.2	15.2	12.4	13.4	9.2	9.9	11.0	6y 9m
MSCI AC World Index Growth (Net)			2.3	14.5	14.5	4.5	12.3	8.5	9.8	11.1	
Large Cap Equity	5,129,002	10.3									
Wellington (Vanguard) Dividend Growth (VDIGX)	5,129,002	10.3	3.1	13.8	13.8	15.3	12.5	10.5	12.4	13.1	6y 9m
S&P 500			1.9	13.6	13.6	9.5	13.5	10.9	12.8	13.8	
SMID Cap Equity	1,506,190	3.0									
William Blair (WSMDX)	1,506,190	3.0	0.1	17.1	17.1	9.0	17.5	12.2	14.3	14.1	5y 9m
Russell 2500 Growth Index			-0.2	19.0	19.0	7.5	15.6	9.7	12.6	12.3	
Russell 2500 Index			-0.8	15.8	15.8	4.5	12.6	7.8	11.4	10.4	
Small Cap Equity	1,488,933	3.0									
Integrity Small-Cap Value (VSVIX)	1,488,933	3.0	-3.5	12.3	12.3	-5.0	8.2	4.7	9.5	10.6	6y 9m
Russell 2000 Value Index			-2.9	11.9	11.9	0.2	10.9	5.6	9.6	10.5	
Russell 2000 Index			-2.1	14.6	14.6	2.0	12.9	7.1	10.7	11.7	
International Developed	2,159,258	4.3									
DFA International Small Company (DFISX)	2,159,258	4.3	-0.6	9.9	9.9	-11.1	6.7	3.1	7.0	8.8	6y 9m
MSCI EAFE Small Cap (Net)			0.2	10.7	10.7	-9.4	7.5	4.5	8.2	10.0	

Jewish Community Foundation of San Diego - Long Term Pool

Asset Allocation & Performance (Net of Fees)

As of March 31, 2019

	Allocation		Performance(%)								
	Market Value (\$)	%	Month	Quarter To Date	Year To Date	1 Year	3 Years	5 Years	7 Years	Since Inception	Inception Period
Emerging Markets Equity	2,941,434	5.9									
Touchstone Sands Cptl Emerg Mkts Gr Inst (TSEGX)	1,480,459	3.0	5.8	16.3	16.3	-2.9	12.0	--	--	12.6	2y 10m
MSCI Emerging Markets (Net)			0.8	9.9	9.9	-7.4	10.7	3.7	2.7	12.6	
Wells Fargo Emerging Equity Markets (EQIIX)	1,460,975	2.9	-0.8	8.2	8.2	-7.2	6.8	3.2	--	8.5	2y 10m
MSCI Emerging Markets (Net)			0.8	9.9	9.9	-7.4	10.7	3.7	2.7	12.6	
Total Fixed Income	18,849,154	37.8	1.2	2.7	2.7	2.9	2.6	2.0	2.6	4.7	15y 9m
Blmbg. Barc. U.S. Aggregate			1.9	2.9	2.9	4.5	2.0	2.7	2.5	3.9	
DoubleLine Core Plus Fixed Income (DBLFX)	4,707,401	9.4	1.4	3.0	3.0	3.7	3.0	3.3	3.4	2.1	2y 6m
Blmbg. Barc. U.S. Aggregate			1.9	2.9	2.9	4.5	2.0	2.7	2.5	1.4	
WellsCap Core Bond (MBFIX)	4,703,014	9.4	2.0	3.0	3.0	4.3	2.0	2.7	2.7	2.3	1y 4m
Blmbg. Barc. U.S. Aggregate			1.9	2.9	2.9	4.5	2.0	2.7	2.5	2.6	
PIMCO Global Bond (PGBIX)	3,224,276	6.5	0.6	2.7	2.7	2.2	3.4	3.9	4.1	2.6	1y 1m
Blmbg. Barc. Global Aggregate Index (Hedged)			1.8	3.0	3.0	4.9	2.8	3.6	3.5	5.3	
Blackrock Strategic Income (BSIKX)	5,714,087	11.5	0.9	2.5	2.5	1.7	3.7	2.5	3.3	3.2	2y 6m
Blmbg. Barc. U.S. Aggregate			1.9	2.9	2.9	4.5	2.0	2.7	2.5	1.4	
Israel Bonds	500,377	1.0	-0.2	-0.5	-0.5	0.1	0.7	2.2	2.3	3.6	15y 3m
Total Real Assets	1,737,156	3.5	1.5	8.7	8.7	1.5	5.1	-3.0	-4.3	1.9	9y 11m
Real Assets Custom Benchmark			1.7	7.9	7.9	3.3	3.9	0.1	0.8	4.4	
Principal Diversified Real Asset (PDRDX)	1,737,156	3.5	1.5	8.7	8.7	1.5	5.1	0.2	2.0	0.5	4y 3m
Real Assets Custom Benchmark			1.7	7.9	7.9	3.3	3.9	0.1	0.8	1.3	
Cash	--	0.0	--	--	--	--	--	--	--	--	22y 7m

- Totals might not sum due to rounding
- Performance for periods longer than one year is annualized
- Inception period starts with the first full month of available performance
- Performance and market value estimates denoted with {CE} (current estimate)
- Private Equity returns are updated on a quarterly basis. MTD and QTD performance will not be available
- The Policy Index consists of 38% Bloomberg Barclays Aggregate Index, 58.5% MSCI AC World IMI Index and 3.5% Real Assets Custom Benchmark

Jewish Community Foundation of San Diego - Long Term Index Pool

Asset Allocation & Performance (Net of Fees)

As of March 31, 2019

	Allocation		Performance(%)								
	Market Value (\$)	%	Month	Quarter To Date	Year To Date	1 Year	3 Years	5 Years	7 Years	Since Inception	Inception Period
Total Portfolio	31,370,605	100.0	1.4	8.8	8.8	2.9	7.8	--	--	4.7	4y 9m
Index Pool Policy Index			1.3	9.0	9.0	3.0	7.6	--	--	4.7	
CPI +5%			1.0	2.4	2.4	7.0	7.3	6.5	6.6	6.4	
Equity	20,436,788	65.1	1.1	12.1	12.1	1.8	10.8	--	--	5.9	4y 9m
MSCI AC World IMI (Net)			1.0	12.3	12.3	1.9	10.6	6.3	8.5	5.6	
Vanguard FTSE All-Wld ex-US (VFWAX)	10,188,606	32.5	0.8	10.2	10.2	-4.7	8.2	2.9	5.0	1.9	4y 9m
FTSE All World ex U.S. (Net)			0.6	10.2	10.2	-4.2	8.2	2.9	5.0	2.0	
Vanguard Total Stock Market (VTSAX)	10,248,182	32.7	1.5	14.0	14.0	8.8	13.5	10.4	12.6	9.9	4y 9m
CRSP U.S. Total Market TR Index			1.4	14.1	14.1	8.8	13.5	10.3	12.6	9.8	
Fixed Income	10,933,818	34.9	2.0	2.9	2.9	4.5	2.0	--	--	2.7	4y 9m
Blmbg. Barc. U.S. Aggregate			1.9	2.9	2.9	4.5	2.0	2.7	2.5	2.5	
Vanguard Total Bond Market (VBTXX)	10,933,818	34.9	2.0	2.9	2.9	4.5	2.0	2.7	2.4	2.4	4y 9m
Blmbg. Barc. U.S. Aggregate			1.9	2.9	2.9	4.5	2.0	2.7	2.5	2.5	
Cash	--	0.0	0.0	0.0	0.0	0.0	0.0	--	--	--	4y 9m

- Totals might not sum due to rounding
- Performance for periods longer than one year is annualized
- Inception period starts with the first full month of available performance
- Performance and market value estimates denoted with {CE} (current estimate)
- Private Equity returns are updated on a quarterly basis. MTD and QTD performance will not be available
- The Policy Index consists of 35% Bloomberg Barclays Aggregate Index and 65% MSCI AC World IMI Index

Jewish Community Foundation of San Diego - Impact Investment Pool

Asset Allocation & Performance (Net of Fees)

As of March 31, 2019

	Allocation		Performance(%)								
	Market Value (\$)	%	Month	Quarter To Date	Year To Date	1 Year	3 Years	5 Years	7 Years	Since Inception	Inception Period
Impact Investment Pool	3,466,246	100.0	1.2	8.6	8.6	5.8	--	--	--	5.9	1y 8m
Impact Investment Pool Policy Index			1.3	9.0	9.0	3.0	--	--	--	4.6	
CPI +5%			1.0	2.4	2.4	7.0	7.3	6.5	6.6	7.4	
Total Equity	2,308,336	66.6	1.5	12.1	12.1	6.5	--	--	--	8.6	1y 8m
MSCI AC World IMI (Net)			1.0	12.3	12.3	1.9	10.6	6.3	8.5	5.6	
US Public Equities	1,657,781	47.8	1.7	13.0	13.0	8.5	--	--	--	10.2	1y 8m
S&P 500			1.9	13.6	13.6	9.5	13.5	10.9	12.8	10.8	
Jewish Advocacy Strategy	1,657,781	47.8	1.7	13.0	13.0	8.5	13.6	10.4	12.8	10.2	1y 8m
S&P 500			1.9	13.6	13.6	9.5	13.5	10.9	12.8	10.8	
International Equities	434,154	12.5	0.7	9.0	9.0	-4.2	--	--	--	-0.1	1y 8m
MSCI EAFE ESG Leaders Index			0.6	9.5	9.5	-3.3	6.9	3.0	6.4	0.5	
Pax MSCI EAFE	434,154	12.5	0.7	9.0	9.0	-4.2	6.0	1.8	5.4	-0.1	1y 8m
MSCI EAFE ESG Leaders Index			0.6	9.5	9.5	-3.3	6.9	3.0	6.4	0.5	
Israeli Equities	216,401	6.2	-0.5	12.6	12.6	6.2	--	--	--	3.2	1y 8m
BlueStar Israel Global Index TR Net			-0.1	12.7	12.7	7.6	6.0	1.7	--	3.8	
VanEck Bluestar ETF (ISRA)	216,401	6.2	-0.5	12.6	12.6	6.2	5.5	1.2	--	3.2	1y 8m
BlueStar Israel Global Index TR Net			-0.1	12.7	12.7	7.6	6.0	1.7	--	3.8	
Total Fixed Income	1,126,841	32.5	1.0	1.8	1.8	3.6	--	--	--	1.3	1y 8m
Blmbg. Barc. U.S. Aggregate			1.9	2.9	2.9	4.5	2.0	2.7	2.5	2.3	
Public Debt	827,564	23.9	1.3	2.3	2.3	4.2	--	--	--	1.7	1y 8m
Blmbg. Barc. Intermed. U.S. Government/Credit			1.4	2.3	2.3	4.2	1.7	2.1	2.0	1.9	
Breckenridge	616,519	17.8	1.4	2.4	2.4	4.5	1.6	2.3	2.2	1.9	1y 8m
Blmbg. Barc. Intermed. U.S. Government/Credit			1.4	2.3	2.3	4.2	1.7	2.1	2.0	1.9	
CRA Qualified Investment Institutional (CRANX)	211,045	6.1	1.3	1.9	1.9	3.4	1.4	2.4	1.9	3.6	0y 6m
Blmbg. Barc. Intermed. U.S. Government/Credit			1.4	2.3	2.3	4.2	1.7	2.1	2.0	4.0	

Jewish Community Foundation of San Diego - Impact Investment Pool

Asset Allocation & Performance (Net of Fees)

As of March 31, 2019

	Allocation		Performance(%)								
	Market Value (\$)	%	Month	Quarter To Date	Year To Date	1 Year	3 Years	5 Years	7 Years	Since Inception	Inception Period
Israeli Debt	199,277	5.7	0.2	0.0	0.0	1.5	--	--	--	-0.4	1y 7m
Israel Bonds	199,277	5.7	0.2	0.0	0.0	1.5	--	--	--	-0.4	1y 7m
Private Debt	100,000	2.9	0.0	--	--	--	--	--	--	0.0	0y 1m
Mission Driven Finance[CE]	100,000	2.9	0.0	--	--	--	--	--	--	0.0	0y 1m
Cash	31,069	0.9	0.0	0.0	0.0	0.0	--	--	--	0.0	1y 6m

- Totals might not sum due to rounding
- Performance for periods longer than one year is annualized
- Inception period starts with the first full month of available performance
- Performance and market value estimates denoted with {CE} (current estimate)
- Private Equity returns are updated on a quarterly basis. MTD and QTD performance will not be available
- The Policy Index consists of 65% MSCI AC World IMI Index and 35% Bloomberg Barclays Aggregate Index

Jewish Community Foundation of San Diego - Mid Term Pool

Asset Allocation & Performance (Net of Fees)

As of March 31, 2019

	Allocation		Performance(%)								
	Market Value (\$)	%	Month	Quarter To Date	Year To Date	1 Year	3 Years	5 Years	7 Years	Since Inception	Inception Period
Total Portfolio	39,565,425	100.0	1.5	5.0	5.0	3.9	4.2	3.1	3.3	4.8	15y 9m
Mid Term Pool Policy Index			1.7	5.0	5.0	4.1	3.9	3.2	3.5	5.1	
Total Equity	7,962,835	20.1	1.8	12.3	12.3	6.5	11.8	8.1	9.4	7.9	15y 8m
MSCI AC World IMI (Net)			1.0	12.3	12.3	1.9	10.6	6.3	8.5	8.1	
Global Equity	4,762,538	12.0									
Harding Loevner Global Equity (HLMVX)	2,783,004	7.0	1.5	14.1	14.1	-0.1	12.7	8.9	9.4	10.3	6y 7m
MSCI AC World Index (Net)			1.3	12.2	12.2	2.6	10.7	6.5	8.4	9.3	
Tweedy Browne Worldwide High Dividend (TBHDX)	1,979,535	5.0	0.1	7.6	7.6	2.5	9.6	3.2	5.9	6.1	6y 7m
MSCI World Value (Net)			0.2	10.2	10.2	1.5	8.9	4.6	7.8	8.6	
MSCI World (Net)			1.3	12.5	12.5	4.0	10.7	6.8	9.2	10.0	
Large Cap Equity	3,200,296	8.1									
Wellington (Vanguard) Dividend Growth (VDIGX)	3,200,296	8.1	3.1	13.8	13.8	15.2	12.5	10.5	12.4	13.0	6y 7m
S&P 500			1.9	13.6	13.6	9.5	13.5	10.9	12.8	13.6	
Total Fixed Income	29,626,544	74.9	1.4	2.9	2.9	3.3	2.1	2.1	2.2	4.3	15y 9m
Blmbg. Barc. U.S. Aggregate			1.9	2.9	2.9	4.5	2.0	2.7	2.5	3.9	
Baird Aggregate Bond (BAGIX)	7,390,139	18.7	2.0	3.3	3.3	4.6	2.5	3.1	3.3	2.9	3y 1m
Blmbg. Barc. U.S. Aggregate			1.9	2.9	2.9	4.5	2.0	2.7	2.5	2.3	
WellsCap Core Bond (MBFIX)	7,409,131	18.7	2.0	3.0	3.0	4.3	2.0	2.7	2.7	2.3	1y 4m
Blmbg. Barc. U.S. Aggregate			1.9	2.9	2.9	4.5	2.0	2.7	2.5	2.6	
PIMCO Global Bond (PGBIX)	5,924,857	15.0	0.6	2.7	2.7	2.2	3.4	3.9	4.1	2.6	1y 1m
Blmbg. Barc. Global Aggregate Index (Hedged)			1.8	3.0	3.0	4.9	2.8	3.6	3.5	5.3	
BlackRock Strategic Income (BSIKX)	8,902,416	22.5	0.9	2.5	2.5	1.7	3.7	2.5	3.3	2.0	0y 11m
Blmbg. Barc. U.S. Aggregate			1.9	2.9	2.9	4.5	2.0	2.7	2.5	5.3	
Total Real Assets	1,976,047	5.0	1.4	8.7	8.7	1.5	5.1	-3.0	--	-5.1	6y 7m
Real Assets Custom Benchmark			1.7	7.9	7.9	3.3	3.9	0.1	0.8	0.2	
Principal Diversified Real Asset (PDRDX)	1,976,047	5.0	1.4	8.7	8.7	1.5	5.1	0.2	2.0	0.5	4y 3m
Real Assets Custom Benchmark			1.7	7.9	7.9	3.3	3.9	0.1	0.8	1.3	
Cash	--	0.0	0.0	0.0	0.0	0.0	0.1	0.0	-0.1	0.0	14y 10m

Jewish Community Foundation of San Diego - Mid Term Pool

Asset Allocation & Performance (Net of Fees)

As of March 31, 2019

- Totals might not sum due to rounding
- Performance for periods longer than one year is annualized
- Inception period starts with the first full month of available performance
- Performance and market value estimates denoted with {CE} (current estimate)
- Private Equity returns are updated on a quarterly basis. MTD and QTD performance will not be available
- The Policy Index consists of 75% Bloomberg Barclays Aggregate Index, 20% MSCI AC World IMI Index and 5% Real Assets Custom Benchmark

Jewish Community Foundation of San Diego - Short Term Pool

Asset Allocation & Performance (Net of Fees)

As of March 31, 2019

	Allocation		Performance(%)								
	Market Value (\$)	%	Month	Quarter To Date	Year To Date	1 Year	3 Years	5 Years	7 Years	Since Inception	Inception Period
Total Portfolio	56,789,595	100.0	0.2	0.6	0.6	2.0	1.0	0.8	0.6	1.4	15y 9m
Short Term Pool Policy Index			0.2	0.6	0.6	2.1	1.2	0.7	0.6	1.3	
Dreyfus Treasury & Agency Cash Mgmt. (DTRXX)	31,075,360	54.7									
Dreyfus Treasury & Agency Cash Mgmt. (DTRXX)	31,075,360	54.7	0.2	0.6	0.6	2.0	1.0	0.6	0.4	1.2	15y 9m
UBS Cash Equivalents	3,509,422	6.2									
UBS Cash Equivalents	3,509,422	6.2	0.1	0.4	0.4	1.1	0.7	0.4	--	0.4	5y 6m
UBS Short-Term Investments	22,204,813	39.1									
UBS Short-Term Investments	22,204,813	39.1	0.3	0.8	0.8	2.1	1.1	0.9	0.8	0.9	10y 2m

- Estimated Yield as of 3/31/19: 2.31% .

- Totals might not sum due to rounding
- Performance for periods longer than one year is annualized
- Inception period starts with the first full month of available performance
- Performance and market value estimates denoted with {CE} (current estimate)
- Private Equity returns are updated on a quarterly basis. MTD and QTD performance will not be available
- The Policy Index consists of 100% BofA Merrill Lynch US 3 Month T-Bill Index

Disclosures

This report contains confidential and proprietary information and is intended for the exclusive use of the parties to whom it is provided. Facts and information provided in this report are believed to be accurate at the time of preparation. However, certain information in this report has been provided to Mercer Investments LLC (“Mercer”) by third parties. Although we believe the third-party sources used to prepare this information are reliable, Mercer shall not be liable for any errors or as to the accuracy of the information and takes no responsibility to update this information.

This performance report is not a custodial statement or statement of record. You should receive custodial statements or other statement(s) of record directly from your custodian or applicable managers.

Performance returns for period longer than one year are annualized. Returns are shown net of investment manager fees assessed by third party managers or funds, as applicable, unless otherwise denoted and generally include the effect of all cash flows (e.g., earnings, distributions). In addition, accounts may incur other transactions costs such as brokerage commissions, custodial costs and other expenses which are not denoted in this report and may not be reflected in the performance returns. Mutual fund returns assume reinvestment of all distributions at net asset value (NAV) and deduction of fund expenses. Report totals may not sum due to rounding. It is important to note that performance results do not reflect the deduction of any investment advisory fees you pay to Mercer, therefore, performance results would be reduced by these investment advisory fees. Note, however, certain client reports may reflect the deduction of Mercer’s investment advisory fee. Information about Mercer’s investment advisory fees is available in the firm’s Form ADV Part 2A, available upon request.

Generally, the client inception period represents the first full month of performance of the account. Any returns shown prior to the client inception period are obtained directly from the manager or based upon the performance of the investment product. Performance data prior to the consulting relationship with Mercer may be sourced from prior consultant(s), if applicable.

When administrator valuations for the last month of the reported period are not available prior to report production, Mercer may derive market values and performance based on manager provided estimates for that investment product. Alternatively, Mercer may use carry forward market values from the prior month. Performance and market values are updated if/when the statement is received from the manager/administrator and may be different than the values in the initial report. Performance and market value estimates are denoted with [CE] (current estimate). Private equity holding results typically lag by 45 to 180 days after the report period end due to statement availability, therefore may not be included in the report.

Disclosures

In the course of Mercer's performance reconciliation process, Mercer may uncover significant pricing differences between your investment managers and the values of the custodian on a security by security basis and may adjust the custodian valuation, if the manager's price is closer to a third party pricing source (FactSet, Bloomberg, Bondedge). If a third party price is unavailable, Mercer uses the more conservative price. For other identified valuation errors, Mercer alerts the custodian about any issues and will report as representative a market value for the portfolio as possible. You should carefully review your custodial statements or other statement(s) of record from the manager and report any discrepancies to your qualified custodian or applicable manager.

This disclosure is intended to capture and explain Mercer's process for performance reporting. Due to specific client requests, accommodations or other circumstances, the actual process may vary from this description.

Past performance is no indication of future results. This document may include certain forward-looking statement or opinions that are based on current estimates and forecasts. Actual results could differ materially. Investing in securities products involves risk, including possible loss of principal. You should carefully review and consider the applicable prospectus or other offering documents prior to making any investment. Mercer Investments LLC is an investment adviser registered with the U.S. Securities and Exchange Commission. This report is not to be reproduced, redistributed or retransmitted in any form without prior expressed written consent from Mercer. ©2019 Mercer Investments LLC. All rights reserved.

Investment management and advisory services for U.S. clients are provided by Mercer Investments LLC (Mercer Investments). Mercer Investments is a federally registered investment adviser under the Investment Advisers Act of 1940, as amended. Registration as an investment adviser does not imply a certain level of skill or training. The oral and written communications of an adviser provide you with information about which you determine to hire or retain an adviser. Mercer Investments' Form ADV Part 2A & 2B can be obtained by written request directed to: Compliance Department, Mercer Investments, 701 Market Street, Suite 1100, St. Louis, MO 63101.



San Marcos Community Foundation
1 Civic Center Drive
San Marcos, CA 92069-2949

FUND STATEMENT

**San Marcos Community Foundation Fund
For the Quarter Ending 3/31/2019**



4950 Murphy Canyon Road
San Diego, CA 92123
(858) 279-2740 tel
(858) 279-6105 fax
www.jcfsandiego.org

San Marcos Community Foundation Fund
Fund ID: Sanm
For the Quarter Ending 3/31/2019

How To Read This Fund Statement

Enclosed please find the statement for the ***San Marcos Community Foundation Fund*** of the Jewish Community Foundation. To help you navigate through this statement, below please find a few definitions.

Assets and Liabilities

Outlines the financial position of the Fund as of the statement date. This section details total assets (how your fund is invested) as well as outstanding liabilities, if any. New contributions to your fund may be held temporarily in one of the Foundation's operating accounts (displayed as "US Bank Gifts" or "US Bank Grants"). Items in Transit, if any, represent uncollected fees.

Fund Activity Summary

Recounts quarter-to-date and year-to-date activity for the Fund, including contributions, income, grants and expenses.

Definitions In This Section:

Contributions

- **Gifts / Additions:** Contributions to the Fund.
- **Transfers In:** Transfers from another Fund administered by the Foundation.

Investment Activity

- **Interests & Dividends:** Income from the investments of the Fund.
- **Realized Gains (Losses):** The difference between the value of the asset on the date it is gifted to the Foundation and the fair market value on the date an asset is sold.
- **Unrealized Gains (Losses):** Changes in the value of the Fund related to investments.
- **Investment Expenses:** Costs related to the sale of an asset, such as brokerage fees and commissions, and consultant and custodian fees for Funds invested in the pools.

Disbursements

- **Grants:** Distributions to charitable organizations from the Fund.
- **Transfers Out:** Transfers to another Fund administered by the Foundation.
- **Foundation Support:** The Foundation's fee for administering the Fund which supports operations and programs for the community.

Please know how very honored the Foundation is to assist you. If you have any questions regarding your statement, please call us at (858) 279-2740. Thank you for your support.



4950 Murphy Canyon Road
San Diego, CA 92123
(858) 279-2740 tel
(858) 279-6105 fax
www.jcfsandiego.org

San Marcos Community Foundation Fund
Fund ID: Sanm
For the Quarter Ending 3/31/2019

ASSETS AND LIABILITIES

Market Value as of 03/31/2019

Long Term Pool	\$	607,909.10
Endowment Pool		607,997.31

Total Assets	\$	1,215,906.41
---------------------	-----------	---------------------

Liabilities and Fund Balance

Fund Balance	\$	1,215,906.41
--------------	----	--------------

Total Liabilities and Fund Balance	\$	1,215,906.41
---	-----------	---------------------



4950 Murphy Canyon Road
San Diego, CA 92123
(858) 279-2740 tel
(858) 279-6105 fax
www.jcfsandiego.org

San Marcos Community Foundation Fund
Fund ID: Sanm
For the Quarter Ending 3/31/2019

FUND ACTIVITY SUMMARY

	Current Period	Year-To-Date
	<u>01/01/2019 - 03/31/2019</u>	<u>07/01/2018 - 03/31/2019</u>
BEGINNING FUND BALANCE	\$ 1,146,804.43	\$ 1,255,190.47
Contributions		
Additions	\$ 0.00	\$ 0.00
Total Contributions	<u>\$ 0.00</u>	<u>\$ 0.00</u>
Investment Activity		
Interest & Dividends	\$ 50,731.42	\$ 57,029.46
Realized Gains (Losses)	2,221.12	6,793.72
Unrealized Gains (Losses)	49,318.94	(36,517.81)
Investment Expenses	(302.50)	(928.52)
Total Investment Activity	<u>\$ 101,968.98</u>	<u>\$ 26,376.85</u>
Disbursements		
Custodial Withdrawals	(31,500.00)	(61,500.00)
Foundation Support	(1,367.00)	(4,160.91)
Total Disbursements	<u>\$ (32,867.00)</u>	<u>\$ (65,660.91)</u>
Net Change	69,101.98	(39,284.06)
ENDING FUND BALANCE	<u><u>\$ 1,215,906.41</u></u>	<u><u>\$ 1,215,906.41</u></u>



4950 Murphy Canyon Road
San Diego, CA 92123
(858) 279-2740 tel
(858) 279-6105 fax
www.jcfsandiego.org

San Marcos Community Foundation Fund
Fund ID: Sanm
For the Quarter Ending 3/31/2019

FUND ACTIVITY DETAIL

Custodial Withdrawals

02/21/2019	San Marcos Community Foundation	\$	15,000.00
03/19/2019	San Marcos Community Foundation		16,500.00
Total Custodial Withdrawals		\$	<u>31,500.00</u>

This page intentionally left blank.

San Marcos Community Foundation
1 Civic Center Drive
San Marcos, CA 92069-2949

FUND STATEMENT

**S.M. Community Found - Now & Forever Fund
For the Quarter Ending 3/31/2019**



4950 Murphy Canyon Road
San Diego, CA 92123
(858) 279-2740 tel
(858) 279-6105 fax
www.jcfsandiego.org

S.M. Community Found - Now & Forever Fund
Fund ID: Sanma
For the Quarter Ending 3/31/2019

How To Read This Fund Statement

Enclosed please find the statement for the ***S.M. Community Found - Now & Forever Fund*** of the Jewish Community Foundation. To help you navigate through this statement, below please find a few definitions.

Assets and Liabilities

Outlines the financial position of the Fund as of the statement date. This section details total assets (how your fund is invested) as well as outstanding liabilities, if any. New contributions to your fund may be held temporarily in one of the Foundation's operating accounts (displayed as "US Bank Gifts" or "US Bank Grants"). Items in Transit, if any, represent uncollected fees.

Fund Activity Summary

Recounts quarter-to-date and year-to-date activity for the Fund, including contributions, income, grants and expenses.

Definitions In This Section:

Contributions

- **Gifts / Additions:** Contributions to the Fund.
- **Transfers In:** Transfers from another Fund administered by the Foundation.

Investment Activity

- **Interests & Dividends:** Income from the investments of the Fund.
- **Realized Gains (Losses):** The difference between the value of the asset on the date it is gifted to the Foundation and the fair market value on the date an asset is sold.
- **Unrealized Gains (Losses):** Changes in the value of the Fund related to investments.
- **Investment Expenses:** Costs related to the sale of an asset, such as brokerage fees and commissions, and consultant and custodian fees for Funds invested in the pools.

Disbursements

- **Grants:** Distributions to charitable organizations from the Fund.
- **Transfers Out:** Transfers to another Fund administered by the Foundation.
- **Foundation Support:** The Foundation's fee for administering the Fund which supports operations and programs for the community.

Please know how very honored the Foundation is to assist you. If you have any questions regarding your statement, please call us at (858) 279-2740. Thank you for your support.



4950 Murphy Canyon Road
San Diego, CA 92123
(858) 279-2740 tel
(858) 279-6105 fax
www.jcfsandiego.org

S.M. Community Found - Now & Forever Fund
Fund ID: Sanma
For the Quarter Ending 3/31/2019

ASSETS AND LIABILITIES

Market Value as of 03/31/2019

Long Term Pool	\$ 4,992.85
Total Assets	\$ 4,992.85

Liabilities and Fund Balance

Fund Balance	\$ 4,992.85
Total Liabilities and Fund Balance	\$ 4,992.85



4950 Murphy Canyon Road
San Diego, CA 92123
(858) 279-2740 tel
(858) 279-6105 fax
www.jcfsandiego.org

S.M. Community Found - Now & Forever Fund
Fund ID: Sanma
For the Quarter Ending 3/31/2019

FUND ACTIVITY SUMMARY

	Current Period	Year-To-Date
	<u>01/01/2019 - 03/31/2019</u>	<u>07/01/2018 - 03/31/2019</u>
BEGINNING FUND BALANCE	\$ 4,564.43	\$ 4,875.85
Contributions		
Additions	\$ 0.00	\$ 0.00
Total Contributions	<u>\$ 0.00</u>	<u>\$ 0.00</u>
Investment Activity		
Interest & Dividends	\$ 222.42	\$ 257.81
Realized Gains (Losses)	0.14	1.19
Unrealized Gains (Losses)	212.66	(121.51)
Investment Expenses	(1.31)	(3.97)
Total Investment Activity	<u>\$ 433.91</u>	<u>\$ 133.52</u>
Disbursements		
Foundation Support	(5.49)	(16.52)
Total Disbursements	<u>\$ (5.49)</u>	<u>\$ (16.52)</u>
Net Change	428.42	117.00
ENDING FUND BALANCE	<u><u>\$ 4,992.85</u></u>	<u><u>\$ 4,992.85</u></u>



President / CEO

James A. Floros

North County Advisory Board

Ahmed Haque / Chair
NRG Energy, Inc.

Sara Barthel
Accounting Principals

David Bennett
Tri-City Medical Center

Mike Dahlquist
Minegar Contracting

Jerry Dressel
Dressel Advisory Group

Dale Ganzow
San Diego Business Journal

Juanita Hayes
SDG&E (Ret.)

Ed Johnson
Johnson & Wood Insurance /
HUB Int'l

Gary Morrison
Carlsbad Police Department (Ret.)

Tom Moyes
Financial Executive

Claudia Oberreis
Stoffer Management Consultants

Dhruv Vakharia
ARS National Services

February 28, 2019

Julie Magee
San Marcos Community Foundation
1 Civic Center Dr
San Marcos, CA 92069-2918

Dear Ms. Magee,

Big things are happening with the North County Food Bank, and I'm excited to share them with you!

In the three years since the North County Food Bank (NCFB) came under the umbrella of the Jacobs & Cushman San Diego Food Bank, huge strides have been made to combat hunger in this community. We have tripled the number of people receiving food from the NCFB, and I'm very proud to share we've more than doubled the amount of food being distributed. In addition, we have tripled the number of schools on our Food 4 Kids Backpack Program! We now have more than 120 nonprofit partners across North San Diego County helping us to distribute healthy food to our neighbors in need. This is a truly grassroots effort to not only address food insecurity, but to ultimately put an end to poverty in our community.

One in eight people in North County lives with food insecurity – that means they don't always know where their next meal will come from. One in five children. Under the strain of low-wage jobs and the high cost of living, food insecurity is just one piece of the struggle our clients face. Many need assistance with housing, child care, education and health care too.

While we've made great strides at our existing 5,000 square foot NCFB, we ultimately want to move to a larger facility where we can share space with other nonprofits who will provide additional services for our clients. This wraparound service model will allow parents to meet many of their needs in a single trip, rather than spending time (and precious dollars) traveling to various offices around the county to meet their many needs. It will allow our clients to spend more time helping their children with homework, advancing their careers, and tending to all the other things every family needs to do. Please check out the enclosed article recently published in Ranch & Coast Magazine; Deanna Murphy did a great job providing an overview of the work we do and the vision moving forward.

Thank you for your ongoing support. Together, we can break the cycle of poverty and build a better future for North County.

With warm regards,

James A. Floros
President/Chief Executive Officer



CHARITY NAVIGATOR
Four Star Charity
★★★★

680 Rancheros Drive, Suite 100
San Marcos, CA 92069
P 760.761.1140

NorthCountyFoodBank.org



The Brother Benno Foundation

Uplifting the Dignity of Those We Serve

www.brotherbenno.org

May 3, 2019

Julie Magee
SMCF Board Secretary
One Civic Center Drive
San Marcos, CA 92069

Dear Ms. Magee:

On behalf of The Brother Benno Foundation, I sincerely thank you and the San Marcos Community Foundation for the generous grant of \$1,500 to help us carry out our mission of "Uplifting the dignity of those we serve by helping those in need." These funds have been used to provide diapers to low income families with infants and toddlers. Receipts are enclosed verifying purchases of approximately 7,500 diapers. The SMCF Grant has also encouraged us to expand our services to families with children.

Our assistance to families with children includes:

- The provision of basic supplies like diapers and baby wipes
- Emergency food assistance like canned fruits and vegetables
- Emergency rental assistance to families with children
- Assistance in obtaining Food Stamps to lower food budgets, and
- Education related to child nutrition.

Brother Benno's serves over 200 meals six days per week, provides showers, clothing, haircuts, mail service, and food boxes for low-income families. We also provide emergency rental and utility assistance. We recently celebrated our thirty-fifth year of operation and our 4 millionth meal.

We appreciate your help and support.

Thanks again for this generous grant.

Dennis Martinek, Ph.D.
Vice-President/Volunteer

3260 Production Avenue, Oceanside, CA 92058 • (760) 439-1244 Fax (760) 439-1271





441 Saxony Road
Encinitas, CA 92024
760.479.6505
coastalrootsfarm.org

March 7, 2019

Julie Magee
Board Secretary
San Marcos Community Foundation
One Civic Center Drive
San Marcos, CA 92069-2918


Dear Julie,

Thank you so much for the San Marcos Community Foundation's grant of \$1,500.00 received on March 6, 2019. We are so very grateful for your gift, which will help support printing Spanish Farm Recipe books for distribution at the Vista Community Clinic. Your generosity will improve the health and well-being of vulnerable members of our community by providing them with fresh, organic produce, education about how to prepare it and more.

Coastal Roots Farm is an important pathway to Jewish education, sustainable community, improved health and education, and more vibrant, positive living for those in our region. In an area with some of the most extensive food production in the country, too many members of our community are going hungry. Too many people feel isolated and disconnected from their community. Your support will help change that, and we are so appreciative.

Please don't hesitate to contact us at any time if we can help you in any way.

Thank you again!



Javier Guerrero
Executive Director

*Dear Julie,
Thank you so much
for the generous support
to provide this resource
for community members!*

As a 501(c)(3) tax-exempt charitable organization, Coastal Roots Farm acknowledges that no goods or services were received in exchange for this gift. Please retain this letter as an official acknowledgement of your gift for tax purposes (Federal Tax ID: 47-1570910)



*Help From The Heart
To Break The Cycle Of Foster Care*

March 12, 2019

Julie Magee
San Marcos Community Foundation
1 Civic Center Drive
San Marcos, CA 92069

Dear Julie and SMCF Board,

Imagine you are 18 years old and have no real family to guide you as you transition from childhood into adulthood. No one to help you learn to drive, no one to help you navigate the college application process, no one to advise you as you get your first apartment. That's what it's like for the transition age foster youth we serve at Just in Time for Foster Youth. But, thanks to you and your recent **\$1,500** grant, more former foster youth participating in College Bound in North San Diego County will receive the financial and emotional support they need to successfully achieve their educational goals.

Youth like Alajandra, who recently shared, "With the support of Just In Time I've been able to make my lifelong dream of becoming a college graduate come true. They've supported me by helping with school supplies and other college related expenses that helped me stay focused in school and make it to completion. I thank Just In Time for being such an important part of my journey."

Here at Just in Time, our goal is to make sure *every* youth leaving the foster care system has a community of caring adults to support them as they transition into adulthood. We believe consistent, long-term help from the heart is the foundation for the success of our youth so they can thrive and enjoy productive, satisfying lives.

This past year, we assisted more than 750 motivated youth, like Alajandra, to stay focused on achieving their goals as they become confident, capable and connected. We couldn't do this important work without a supportive community and caring individuals like you.

Thank you for helping us change the world....one grateful and inspired youth at a time.

A handwritten signature in blue ink, appearing to read "Don Wells".

Don Wells, Executive Director
858-663-2081

A handwritten note in blue ink that says "Thanks so much for your contribution!" with a heart symbol.

*Just In Time acknowledges that you received no goods or services in exchange for your contribution.
Non-profit 501(c)(3) Organization • Federal Tax ID# 20-5448416*

From: [Lucie Berreby](#)
To: [Magee, Julie](#)
Subject: Thank you!
Date: Friday, March 15, 2019 1:18:27 PM

Happy Friday Julie,

I should have the report requested for the grant that was approved to fund our first ever wildlife baby shower. Thanks to your support, the event was a success. I will have more numbers later but so far we raised around \$2,500 plus close to the same amount in in-kind donations!

We could not have done this without you.

I'm including a picture of 10 baby ducklings that just came in!



Always for all animals,

Lucie Berreby

Communication/Philanthropy

San Diego Wildlife Center

A program of Rancho Coastal Humane Society where "Every Animal Deserves a Tomorrow.®"

www.sdwildlife.org



March 20, 2019

San Marcos Community Foundation
Ms. Julie Magee
1 Civic Center Drive
San Marcos, CA 92069

Dear Ms. Magee,

On behalf of Casa de Amparo's Board of Directors, Casa Kids, and staff, we would like to express our gratitude for your generous donation of a \$2,000 grant for Residential Services made on 3/18/2019. Without you, Casa de Amparo could not provide services that benefit children and families working toward breaking the cycle of abuse.

Partnering with the San Diego community, we assure that children and families receive unique and innovative services for healing, stopping mistreatment of any kind, and ending generational cycles of abuse. Without your support, we could not provide housing, nutritious meals, education, medical care and the therapeutic services that benefit families and children working toward breaking the cycle of abuse.

Throughout the year, Casa de Amparo provides services to over 1,000 Casa Kids and 900 families. With your help, we will continue improving future outcomes for our Casa Kids and strengthen the local community's response to treat child abuse and neglect.

Thank you again for your contribution. Working together, we are creating a community where child abuse and neglect are not tolerated, and where child abuse awareness and prevention are priorities.

Sincerely,

Tamara Fleck-Myers, LMFT
Executive Director

Katherine M. Karpé, CFRE
Director of Development

Serving all of San Diego County with locations in Oceanside and San Marcos

325 Buena Creek Road, San Marcos, CA 92069

Phone: 760-754-5500 • Fax: 760-566-3569 • www.casadeamparo.org

Casa de Amparo is a 501 (c)(3) nonprofit organization. Federal Tax I.D. #95-3315571

In accordance with IRS regulations, we state that no goods or services have been offered in exchange for this gift.



March 21, 2019

San Marcos Community Foundation
One Civic Center Drive
San Marcos, CA 92069-2918

Dear Friends,

My name is Elizabeth, and on behalf of my family, I would like to thank you for the support you provide to Canine Companions for Independence®. We were lucky enough to receive Lino II, a skilled companion dog for our daughter Peyton. Peyton has epilepsy, cerebral palsy, severe developmental disorders and Ataxia.

When Peyton attended Team Training in November 2018, trainers knew that Lino was the perfect fit for her. He is a Labrador/Golden Retriever cross that is trained in about 40 commands to make everyday life a little easier for Peyton.

Peyton is going through a lot but having Lino has helped keep her calm in new and stressful situations. He has also created a social bridge for her with other kids. Everywhere we go, we get compliments on how well behaved and handsome Lino is. Kids are always coming up to say hi and ask if they can pet her dog and it is so awesome to see how excited Peyton gets.

Lino is the best dog ever, he listens so well to commands, and we don't think we could have been matched with a better dog.

Thank you so much,

-Elizabeth and Peyton



*Thank you!
This gift will enhance our
training and impact many.
- Erin Hoffman*

Thank you for your gift!

No goods or services were received in exchange for your tax-deductible gift of \$500 on 3/19/2018.

Canine Companions for Independence is a 501c (3) non-profit organization. Tax identification number is 94-2494324.

This letter serves as your tax receipt. Please keep for your records.

cci.org
800 572-2275

**GIVE A
DOG
A JOB®**

Southwest Training Center
124 Rancho del Oro Drive
Oceanside, CA 92057-7344
760 901-4300

National Headquarters
2965 Dutton Avenue
Santa Rosa, CA 95407-5711
707 577-1700



May 13, 2019

Ms. Julie Magee
San Marcos Community Foundation
1 Civic Center Drive
San Marcos, CA 92069

Dear Ms. Magee,

Thank you for making a difference in the life of local athletes. San Marcos Community Foundation's generous grant of \$1,000.00, received on 5/9/2019, will provide individuals with an intellectual disability a safe and supportive environment to practice and compete in the sports they love.

Your contribution helps us to fulfill our mission of providing year-round sports training and athletic competition in a variety of Olympic-type sports for children and adults with intellectual disabilities. All programs are provided at no cost to our athletes through the generosity of contributors like you and a tremendous volunteer force. Special Olympics is more than a sports program for people with intellectual disabilities. It is training for life.

This is an exciting year for Special Olympics Southern California; we are celebrating our 50th Anniversary of empowering individuals with intellectual disabilities through sport. Thank you for your support, encouragement and respect for our athletes. We hope you continue with us on our mission change our culture to one of acceptance and inclusion, for all people.

The founder of the Special Olympics movement, Eunice Kennedy Shriver once said, "If only we open our eyes and hearts, we will find in the athletes of Special Olympics the best of the human spirit, and through them, each of us will find the best in ourselves." Thank you, for making this possible.

Sincerely,

Amanda Baumann
Manager, Development

**Special Olympics Southern California is a 501(c)(3) nonprofit organization, Federal Tax ID 95-4538450. For tax reporting purposes, no goods or services of any value were provided to you in exchange for your donation.*

SAN MARCOS COMMUNITY FOUNDATION

May 21, 2019

YTD Grant Award History FY2018-2019

Name	Type	Amount	Date	Name of Project	Summary of Project
San Marcos High School Athletic Boosters	Mini	\$500.00	7/11/2018	Engineering and robotics training	To help cover the cost of STEM supplies for students to build a robot that will be presented at a number of school events. Serves 30+ San Marcos students.
Marine Corps Recruit Depot Museum Foundation	Mini	\$1,000.00	7/11/2018	Dialogues on the Experience of War	To provide funding for veterans to discuss their experiences in combat in order to inform history and address PTSD. Serves 4 San Marcos residents each cycle.
SPARC, Inc.	Mini	\$1,000.00	7/11/2018	SPARC Senior Art Program	To provide funding to collaborate with Charity Wings to bring a monthly art class to the senior communities. Will serve 100 residents.
Community Resource Center	Regular	\$3,000.00	8/21/2018	Food and Nutrition Distribution and Integrated Services	To provide trauma-informed case management and resources for targeted needy populations. Serves over 300 San Marcos residents.
Palomar College Foundation	Regular	\$3,000.00	8/21/2018	Comets Affordable Learning Materials Program	To help convert courses to zero textbook cost or low textbook cost offerings. Serves 5,000 San Marcos residents.
The Elizabeth Hospice	Regular	\$4,500.00	8/21/2018	Bereavement Services	To provide bereavement services and training. Serves 252 San Marcos residents.
Interfaith Community Services	Regular	\$3,000.00	8/21/2018	North County Senior Connections	To provide funding for its North County Senior Connections program. Serves 150 San Marcos residents.
Operation Hope	Mini Grant	\$300.00	10/10/2018	Homelessness Services	To provide funding to purchase consumable paper goods and 60 bus passes. Will serve 11 San Marcos residents.
Brother Benno - North County San Diego	Mini Grant	\$1,500.00	11/7/2018	Homelessness Services	To provide funding to purchase diapers for homeless families. Will serve 45 San Marcos residents.
Woodland Park Middle School Booster Park	Mini Grant	\$1,500.00	11/7/2018	Musical Education	To provide funding for instructional music books and repairs to school-issued instruments. Will serve 120 San Marcos students.

North County Health Services	Regular Grant	\$5,000.00	11/7/2018	Diabetic Retinopathy Camera	To purchase camera for the provision of diabetic retinopathy screening to prevent blindness. Will serve 2,334 low-income San Marcos residents.
Jacobs & Cushman San Diego Food Bank	Regular Grant	\$3,000.00	11/7/2018	Emergency Food Relief	To provide emergency food relief. Will serve 4,502 San Marcos residents.
San Marcos Prevention Coalition Youth Group	Regular Grant	\$3,000.00	11/7/2018	SM Prevention Coalition Youth Group	To provide 50 t-shirts, 2 tablecloths, 2 poster boards, 2 computers, and 10 printer toners for youth outreach activities. Will serve 10,000 San Marcos residents.
Meals on Wheels	Mini	\$1,500.00	2/13/2019	Packaging and meal delivery for seniors.	To assist in meal and packaging costs to produce 707 meals for in-home delivery for food insecure seniors. Will serve 140 residents.
Coastal Roots Farm	Mini	\$1,500.00	2/13/2019	Spanish Farm Recipe Books	To print 300 additional Spanish Farm Recipe Books to meet demand. Recipe books are bilingual, vegetable identification and recipe sheets. Will serve 150-400 San Marcos residents.
New West Ballet	Mini	\$500.00	2/13/2019	The Princess and the Pea	To help offset the costs of professional choreographers, costumes, props/set and travel (gas and mileage). Will serve 10,000 residents.
Canine Companions for Independence	Mini	\$500.00	2/13/2019	TV for Training Room	To provide funds to purchase a television for our dog training room. Will serve a handful of San Marcos residents.
CSU Latino Association of Faculty & Staff	Regular	\$2,000.00	2/19/2019	The Lowrider Experience	To provide funds to support <i>The Lowrider Experience</i> , a grassroots event to celebrate National Hispanic Heritage Month. Will serve 550 residents.
Just in Time for Foster Youth	Regular	\$1,500.00	2/19/2019	College Bound	To provide transition age foster youth (18-26) enrolled in college with resources they need to achieve their higher education goals. Will serve 24 San Marcos residents.
Woodland Park Middle School Music Boosters Club	Regular	\$2,500.00	2/19/2019	WPMS Music Instruction and Instrument Purchase Support	To provide funds for music coaching and the purchase of three additional instruments. Will serve 112 San Marcos residents.

Casa de Amparo	Regular	\$2,000.00	2/19/2019	Residential Services	To provide funds for residential services. Residential Services provide 24-hour trauma-informed care for foster youth removed from their homes. Will serve 100 San Marcos residents.
The Kid's College	Regular	\$2,500.00	2/19/2019	SMUSD/Kid's College Fortissimo Orchestral Music Program	To provide funds for one additional string instructor. Will serve 200 San Marcos residents.
Classics 4 Kids	Mini	\$1,300.00	4/10/2019	Classics 4Kids Music Education Workshop	To provide funds for (2) in-school music education workshops. Will serve 250 San Marcos students and teachers.
Special Olympics	Mini	\$1,000.00	4/10/2019	Community Program	To support athletes with disabilities in competing in 11 Olympic-type sports. Will serve 24 athletes.
Total Grants Awarded FY18-19		\$47,100.00			

Wildlife Grant Award History FY2018-2019

Name	Type	Amount	Date	Name of Project	Summary of Project
Escondido Creek Conservancy	Wildlife	\$1,500.00	8/21/2018	Human-Coyote Coexistence	To create an interactive exhibit promoting the human-coyote coexistence. Will serves approximately 1,000 San Marcos residents
San Diego Wildlife Center of the Rancho Coastal Humane Society	Wildlife	\$1,270.00	2/19/2019	Outreach/Baby Shower	To cover the cost of community outreach in the form of a Baby Shower. The purpose of the shower is to bring awareness and raise funds to help care for injured, sick or orphaned wildlife. The center has saved 64 San Marcos animals in eight months of operation.
Total Grants Awarded FY18-19		\$2,770.00			

Balance Wildlife Fund

\$2,637.49



SAN MARCOS COMMUNITY FOUNDATION
Grant Cover Page

(Choose one) ☒ **MINI-GRANT** (Choose one) ☐ **REGULAR GRANT**

Project Name: San Marcos Mega GamePlex, Inc. (SM-MGP) Date Submitted: May 1, 2019	Total # of people served: 358* Total # of San Marcos residents served: Potentially thousands	Amount Requested: \$ 1,500
Non-Profit Organization Name and Address, Website San Marcos Mega GamePlex, Inc. 1 Civic Center Drive, Suite 350 San Marcos, CA 92069 www.megagameplex.org	Contact Person – Name, Title & Phone, email Dimitris P. Mameas MGP Director (760) 402-0394 cell moneymanhelms@yahoo.com	

Briefly describe your request for funds (to be expanded upon in narrative for regular grant):

The **vision** of San Marcos Mega GamePlex, Inc. (SM-MGP) is to build a world-class, multi-use sports and community complex in San Marcos, CA. This innovative facility will host youth and adult sports, college intramurals, business expositions and trade shows, charity events and fundraisers, educational and industry conferences, and special community gatherings.

This year's 2019 **mission** is to launch our public fundraising efforts by launching our website and conducting multiple public events. Our experienced, volunteer fundraising team has the objective of raising at least \$20,000 this year. These efforts will help us build the awareness necessary to secure the ideal location and to begin design development.

Checks payable to: SM-MGP

Briefly describe the significance of your request to the San Marcos community:

Mega GamePlex ("MGP") is a 501c3 non-profit organization headquartered in San Marcos, CA. MGP was founded and is led by San Marcos civic and business leaders that aspire to build something amazing for the entire community, from youth to seniors. Since 2015, the project has been led by this board of directors, and assisted by five different teams of CSUSM students.

The current 2019 all-volunteer student team has been tasked with raising \$20,000 this year; primarily to pay the \$18,000 needed to create high-quality conceptual renderings by a prominent local architectural firm.

The \$1,500 from this mini-grant will allow MGP to purchase the equipment and software needed to have a compliant financial accounting system, in order to allow us to attract the higher-dollar donors that will be needed to secure a location and to begin creating detailed design plans.

Please attach the following items.

Both Mini-Grant & Regular:

1. Budget for request (use SMCF Budget Worksheet)
2. Annual Operating budget for the organization or unit
3. Federal & State Tax ID numbers
4. Board of Directors listing with affiliations

5. Regular Grants Only:

- a. 1-2 page narrative
- b. First 2 pages of Federal 990
- c. Most recent year-end Statement or Audit including any management letters associated with Audit.
- d. Signature of President or Authorized Officer on Application
- e. Optional: letters of support

Expected date project will begin/end: 06/01/2019

Date by which funds will be expended: 07/01/2019

Signature of President or Authorized Officer



Name, Title

5/1/2019
Date

Dimitris P. Magemeneas, Director

Submit Via Mail, In Person or Via Email to:

San Marcos Community Foundation

c/o City of San Marcos

1 Civic Center Drive

San Marcos, CA 92069

Email (PDF Format): jimagee@san-marcos.net

SAN MARCOS COMMUNITY FOUNDATION
Budget Worksheet

Provide an itemized list of expenses for this project:
(example – 72 bicycle helmets at \$7.80 each including tax = \$561.60)

<u>Dell – Inspiron 2-in-1 17.3” Touch-Screen Laptop</u>	<u>\$ 1,100.00</u>
<u>HP LaserJet Pro M277DW Wireless All-in-One Color Printer</u>	<u>\$ 328.00</u>
<u>Accessories, Cables, Toner, Paper</u>	<u>\$ 72.00</u>
<u> </u>	<u>\$ _____</u>
<u> </u>	<u>\$ _____</u>
<u> </u>	<u>\$ _____</u>
<u> </u>	<u>\$ _____</u>
<u> </u>	<u>\$ _____</u>
<u> </u>	<u>\$ _____</u>
<u> </u>	<u>\$ _____</u>
<u> </u>	<u>\$ _____</u>
<u> </u>	<u>\$ _____</u>

Total budget for this PROJECT: **\$ 1,500.00**

Grant Request Amount: **\$ 1,500.00**
(Mini-grants not to exceed \$1,500, Regular grants not to exceed \$10,000.)

Is this a challenge grant? No Could it be? No

Please list any other funding sources for this project.

****Indicate if funds are committed (C), conditional (CD), or pending (P).**

\$ _____ (Name of source) _____	** _____
\$ _____ (Name of source) _____	** _____
\$ _____ (Name of source) _____	** _____
\$ _____ (Name of source) _____	** _____

1. **Dell - Inspiron 2-in-1 17.3" Touch-Screen Laptop - Intel Core i7 - 16GB Memory - NVIDIA GeForce MX150 - 1TB Hard Drive - Silver**

Model:I7786-7199SLV-PUS

SKU:6299538

Cost: \$1,100.00

Rating: [4.3 out of 5 Stars with 228 reviews](#)

[4.3 \(228\)](#)

Available for Pickup Today

Store Pickup: Available at [Oceanside](#)

Act Fast – Only 1 left at your store!

Shipping: FREE Shipping by Sat, Apr 27 to [92008](#)

2. **HP LaserJet Pro M277DW Wireless All-in-One Color Printer (Multifunction)**

HP's M277DW offers up many of the workflow features you'd expect from high-end enterprise laser printers, but in compact form and affordable enough for small businesses, instructors, non-profits and more. This model features a range of wireless networking connectivity options designed for up to five devices, along with increased MFP and data security (and wired connections) to better protect sensitive information. The M277DW is 40% smaller than comparable prints in its class (with better performance to boot).

High yield ink cartridges for this model are designed to print as many as 2800 b/w pages before running dry, which pairs well with its top-end 2500 page per month duty.

Amazon: [4 out of 5 stars](#)

Cost: \$327.95

Replacement toner: [HP 201X](#), [HP 201A](#)

Total Costs:

Dell Laptop	\$1,100.00
HP Laserjet All-in-one Color Printer	\$ 328.00
Accessories/Cables/Toner/Paper	\$ 72.00
Total	<u>\$1,500.00</u>

Annual Operating Budget

Name: San Marcos Mega GamePlex, Inc.

Time Period: Calendar Year 2019

Financial Statements in U.S. Dollars

Revenue

Gross Revenue from donations and grants

20,000

Less: Sales Returns and Allowances

Net Revenue

20,000

Cost of Goods Sold

Beginning Inventory

0

Add: Purchases

0

Freight-in

0

Direct Labor

0

Indirect Expenses

0

Inventory Available

0

Less: Ending Inventory

Cost of Goods Sold

0

Gross Profit (Loss)

20,000

Expenses

Advertising - website hosting paid for by volunteers

0

Amortization

Bad Debts

Bank Charges

Charitable Contributions

Commissions

Contract Labor

Depreciation

Dues and Subscriptions

Employee Benefit Programs

Insurance

Interest

Legal and Tax Preparation Fees - all volunteered

0

Licenses and Fees - paid for by volunteers

0

Miscellaneous - board of directors lunch costs paid for by volunteers

0

Office Expense - equipment for financial accounting system

1,500

Payroll Taxes

Postage

Professional fees - for conceptual rendering by architectural firm

18,000

Rent - booth rental fee for San Marcos Spring Festival

150

Repairs and Maintenance

Supplies - promo items, volunteer logo shirts, etc.

350

Telephone

Travel

Utilities

Vehicle Expenses

Wages

Total Expenses

20,000

Net Operating Income

0

Other Income

Gain (Loss) on Sale of Assets

0

Interest Income

0

Total Other Income

0

Net Income (Loss)

0



May 1, 2019

SMCF Mini-Grant Application: supplemental information

Federal & State Tax ID numbers:

Federal 501c3, from DEPARTMENT OF THE TREASURY

Employer Identification Number: 81-2495804

Effective Date of Exemption: April 11, 2016

Date of exemption notification letter: OCT 12, 2017

State Section 23701d, from FRANCHISE TAX BOARD

CCN: 3895085

Tax-Exempt Status Effective: 04/11/2016

Date of Exempt Acknowledgement Letter: 05.18.18

Board of Directors listing with affiliations:

DeNee Logan, Parron Hall

Dimitris Magemeneas, Kingsview Asset Management

Sonny Mathew, no current affiliation

Mike Winter, Keller Williams Realty

May 1, 2019

Ms. Colleen R. Lukoff
San Marcos Community Foundation
One Civic Center
San Marcos, CA 92069

Dear Colleen and Members of the San Marcos Community Foundation:

I would like to take this opportunity to formally introduce myself, Dimitris P. Magemeneas, a Director of San Marcos Mega GamePlex, Inc. and our project to bring a world class, multi-use sports and community complex to San Marcos. Our project concept has been discussed with our Mayor, Rebecca Jones, and several City Council Members and city staff such as Jack Griffin and Buck Martin. We've had encouraging results and feedback, as we proceed with our plans to both raise funds and to develop our detailed concept plan, including creating renderings and securing the ideal site.

The San Marcos Mega GamePlex, Inc. (SM – MGP) is planned to be developed in accordance with the current San Marcos General Plan for Land Use and support Mayor Jones's vision of having San Marcos become a drive-to destination, not just a drive through city. Our hope is that you will be our partner in this endeavor and help us during this critical start-up phase.

Please find the enclosed documentation for our requested mini – grant and should you need any additional information please feel free to contact me anytime at (760) 402-0394 (cell) or MoneyManHelps@yahoo.com.

Sincerely,



Dimitris Magemeneas
Director, San Marcos Mega GamePlex, Inc.

Enclosures:

Mini – Grant Application; Grant Budget Worksheet; Tax I.D. Numbers/Board of Directors; Financial Statement and Sample Invoice

Spring Quarter 2018-2019: Funding Recommendation Worksheet

Asset Balance on 6/30/2018:	\$1,255,190
Total Available for Distribution for FY18-19:	\$50,207-\$62,759
Total FY18-19 Distributions Year to Date:	\$47,100.00
Total Funds Available for Quarter if Awarding Grants at 4% of Assets:*	\$3,107
Total Funds Available for Quarter if Awarding Grants at 5% of Assets:*	\$15,569

Name	Requested Amount	Type	Name of Project	Summary of Project	GFC Funding Recommendation
San Marcos Mega GamePlex, Inc. (SM_MGP)	\$1,500.00	Mini	San Marcos Mega GamePlex	Funds to launch website and conduct multiple public events to build awareness of effort to build sport facility.	Postponed Review to SMCF 052119 Meeting
Community Resource Center*	\$7,500.00	Regular	Homeless Prevention Services	Funds to support persons experiencing homelessness with self sufficiency tools. Will serve 76 persons experiencing homelessness from San Marcos.	\$1,000.00
Zoological Society of San Diego	\$10,000.00	Regular	STEM Careers in Conservation	Funds to teach how STEM can be applied to conservation issues around the world. Will serve 450 San Marcos Unified middle school students.	\$1,000.00
Operation Hope*	\$5,000.00	Regular	Shelter and Case Management	Funds to provide shelter and case management for families with children and single women. Will serve 11 San Marcos residents.	\$1,000.00
Gary and Mary West Dental Center North County	\$6,897.00	Regular	Dental Technology for At-Risk Seniors Oral Healthcare	Funds to purchase Apple IPADS to view graphical explanations of dental work being performed. Will serve 100 San Marcos seniors.	\$1,000.00
Feeding San Diego*	\$10,000.00	Regular	Mobile Food Pantry	Funds to support mobile food pantry for food insecure persons. Will serve 375 San Marcos households	\$5,000.00
Fraternity House*	\$10,000.00	Regular	Urgent Repairs	Funds for urgent repair to windows to ensure compliance and preserve house. Will serve 15 San Marcos residents.	\$1,500.00
Total Grants Requested:	\$49,397.00			Total Amount Recommended:	\$10,500.00

Arts and Cultural Grant

Name	Requested Amount	Type	Name of Project	Summary of Project	GFC Funding Recommendation
------	------------------	------	-----------------	--------------------	----------------------------

Art Imitates Life/North County Players*	\$2,500.00	Arts & Cultural	Art Imitates Life/North County Players	Funds to support Art Imitates Life/North County Players productions, both theatrical and public service announcements.	\$2,500.00
Total Grant Amount Requested	\$2,500.00			Total Amount Recommended:	\$2,500.00

*Denotes Past Award Recipient

Date: May 21, 2019

SMCF Resolution No 2019-XX

**A RESOLUTION OF THE SAN MARCOS COMMUNITY FOUNDATION
BOARD OF DIRECTORS AUTHORIZING THE AWARD OF GRANT
MONIES TO CERTAIN NON-PROFIT ORGANIZATION APPLICANTS**

-- SPRING QUARTER 2019--

WHEREAS, the San Marcos Community Foundation Board of Directors is authorized, pursuant to its adopted articles and bylaws, to entertain proposals for non-profit activities from qualified public and charitable groups; and

WHEREAS, a total of six (6) proposals were received by the Foundation prior to the submittal deadline established for the 2019 Spring quarter; and

WHEREAS, the Board of Directors did, at its quarterly meeting on May 21, 2019, consider such proposals and oral arguments pertaining to such proposals in a public meeting duly advertised and held in the manner required by law.

NOW, THEREFORE, BE IT RESOLVED, that the San Marcos Community Foundation Board of Directors does hereby authorize funding of the following grant proposals in the amounts specified:

<u>REQUESTING ORGANIZATION</u>	<u>GRANT AWARD</u>
Community Resource Center	TBD
Zoological Society of San Diego	TBD
Operation Hope	TBD
Gary and Mary West Dental Center North County	TBD
Feeding San Diego	TBD
Fraternity House	TBD

BE IT FURTHER RESOLVED, that actual award of the above grants shall be contingent upon satisfactory compliance with all preconditions to funding specified.

BE IT FURTHER RESOLVED, that the Board's decision is based upon its determination that the above-referenced requests meet applicable legal requirements for funding as a non-profit activity and conform to Foundation policies pertaining to grant awards.

PASSED, APPROVED AND ADOPTED by the San Marcos Community Foundation Board of Directors, at a regular meeting thereof, this 21th day of May, 2019, by the following roll call vote:

AYES: BOARD MEMBERS: BURTON, LUKOFF, BANKS, BLANKENSHIP-WILLIAMS,
VANMIDDLESWORTH, WILSON

NOES: BOARD MEMBERS:

ABSENT: BOARD MEMBERS:

Colleen Lukoff, Board President

ATTEST:

Julie Magee, Secretary

SMCF Resolution No 2019-XX
A RESOLUTION OF THE SAN MARCOS COMMUNITY FOUNDATION
BOARD OF DIRECTORS AUTHORIZING THE AWARD OF GRANT
MONIES TO CERTAIN NON-PROFIT ORGANIZATION APPLICANTS

-- SPRING QUARTER 2019 --

WHEREAS, the San Marcos Community Foundation Board of Directors is authorized, pursuant to its adopted articles and bylaws, to entertain proposals for non-profit activities from qualified public and charitable groups; and

WHEREAS, one Arts & Cultural Grant program proposal was received by the Foundation prior to the submittal deadline established for the 2019 Spring quarter; and

WHEREAS, the Board of Directors did, at its quarterly meeting of April 10, 2018, consider the proposal and oral arguments pertaining to such proposals in a public hearing duly advertised and held in the manner required by law.

NOW, THEREFORE, BE IT RESOLVED, that the San Marcos Community Foundation Board of Directors does hereby authorize funding of the following Arts & Cultural Grant Program grant proposal in the amounts specified:

REQUESTING ORGANIZATION
Art Animates Life

GRANT AWARD
TBD

BE IT FURTHER RESOLVED, that actual award of the above grants shall be contingent upon satisfactory compliance with all preconditions to funding specified.

BE IT FURTHER RESOLVED, that the Board's decision is based upon its determination that the above-referenced request meets applicable legal requirements for funding as a non-profit activity and conform to Foundation policies pertaining to grant awards.

PASSED AND ADOPTED by the San Marcos Community Foundation Board of Directors, at a regular meeting thereof, this 21st day of May 2019, by the following roll call vote:

AYES: BOARD MEMBERS: BURTON, LUKOFF, BANKS, BLANKENSHIP-WILLIAMS,
VANMIDDLESWORTH, WILSON

NOES: BOARD MEMBERS:

ABSENT: BOARD MEMBERS:

APPROVED:

Colleen Lukoff, President

ATTEST:

Julie Magee, Secretary

I certify that the foregoing Resolution was duly adopted by the San Marcos Community Foundation Board of Directors on May 21, 2019.

Dated:

Julie Magee, Recording Secretary

Charles Carr

March 19, 2019

Re: San Marcos Community Foundation Arts & Culture Grant

City of San Marcos
ATTN: San Marcos Community Foundation
1 Civic Center Drive
San Marcos CA 92069



2019-20 President



Contributor



Columnist/Contributor



Contributor

Dear San Marcos Community Foundation board members,

Thank you immensely for considering our organization, Art Animates Life/North County Players, for a San Marcos Community Foundation Arts & Culture grant for 2019-20.

For more than a decade Art Animates Life has offered professional quality short PSAs and promos for vital North County charities and nonprofits and extremely low -- or zero -- tuition fees for enrollees in our Young Filmmaker Series. For North County Players theater productions, we offer greatly-reduced ticket prices to the general public as-well-as no 'pay for play' fees of any kind for actor/crew participants.

Art Animates Life (North County Players) will give first priority to San Marcos/Lake San Marcos residents for acting, crewing, and production positions. We will also first query San Marcos nonprofits, community venues, and businesses with sufficient space for a location to stage our Dec. 2019 theater production (scheduled: "Sherlock Holmes and the Christmas Angels"). Previous years' shows have taken place at many San Marcos venues including the Charity Wings Arts Center, the San Marcos Historical Society, and the San Marcos Civic Center. All of this years' Art Animates Life Films' PSAs and promos will benefit San Marcos-based charities (currently scheduled: the SM Boys and Girls Club and the SM Food Bank).

Additionally, press materials and documents associated with our theatrical project and credits in our PSA/promo credit rolls will conspicuously reflect our deep appreciation of a SMCF grant.

If we're so fortunate, a SMCF grant will make a tangible and lasting contribution to our shared cultural environment by greatly helping to provide access to both theatrical and filmic art forms to countless local individuals and families.

Sincerely,

Charles Caratti
President, Art Animates Life, Inc. - North County Players

City of San Marcos
Art and Cultural Grant Application Form 2018

Grant request: \$ _____

Total Program Budget: \$ _____

Name of Organization: _____

Contact Person _____ Title _____

Organization Address _____

Phone: _____ Fax: _____

Email: _____ Web address: _____

Number Paid staff _____ Number volunteer staff _____

Geographic Area Served: _____

Describe your organization in the space below):

Art Animates Life, along with its theatrical offshoot, **North County Players**, and video production entity, **Art Animates Life Films**, produce live stage productions, public service announcements and short films and documentaries, and other events to benefit local nonprofits and members of the community.

Over the past decade Art Animates Life events have benefited many essential charities including Charity Wings Art Center (San Marcos), the San Marcos VFW's Veterans' Relief Fund, the San Marcos Historical Society, The Escondido Arts Partnership, The Park Avenue Center, Paradise Community Services, PowPAC, and others.

Art Animates Life's president for 2019-20 is Charles Caratti (Carr), currently a writer for the *San Diego Union-Tribune*, the *Californian*, the *Times-Advocate*, and many other publications. Mr. Caratti has penned literally thousands of bi-lined articles, columns, and features, often specifically focusing on San Marcos area events and issues. His articles and columns have been featured on local news segments and included in textbooks.

Describe the project seeking grant funding: *(Please use font size 11 point or larger)*

[Discuss its goals, your plan to carry out the project, project timeline and readiness, proposed venue and target audience, and whether this is a paid or free event. Please include how this event will promote San Marcos.]

A SMCF grant for Art Animates Life would facilitate a theatrical production and two or three public service short films specifically benefiting San Marcos nonprofits.

This year's theatrical production will be North County Player's, "Sherlock Holmes and the Case of the Christmas Angels." The show will benefit several San Marcos area charities including Art Animates Life itself. Past beneficiaries have included the Charity Wings Art Center, the San Marcos Historical Society, Survivors of Suicide Loss, and the San Marcos VFW. Beneficiary organizations are welcome to take as large a role as they wish in generating revenue for their organization -- or they can focus on doing the important work they do for our community and accrue donations automatically as attendees purchase tickets using the checkout code unique to their specific organization.

Grant funds would be used for facility and truck rentals, set construction, props, printing, costumes, and lighting, sound, and video equipment.

Art Animates Life events promote tourism and economic development by advancing the ideal of a vibrant, grassroots art community that is well integrated with governmental and other social institutions.

Donations from entities and individuals allow us to both maximize returns to our beneficiaries and keep ticket prices extremely low. North County Players ticket prices are typically 1/2 to 2/3 less than is normally charged for productions of comparable quality while providing a creative crucible that allows new artists to work side-by-side with seasoned pros in real world on-stage environments.

Roughly 1,000 people are directly served but, considering widespread social network penetration and ad buys (Facebook, The Reader, San Diego Magazine, The Paper, 92078, SHARE, et al.), web sites, and deep saturation with banners and flyers, the effective reach is many times larger.

No member of Art Animates Life receives payment in any form, including actors and production team members.

A grant from the San Marcos Community Foundation would be prominently noted in all press releases and on distributables including banners, flyers, video credits, show programs, and other promotional materials.

Community Support:

[Please describe and indicate community support for this event. Describe additional funding sources for the event if applicable. Provide details of in-kind or cash contributions. Describe any steps taken to get additional funds or in-kind support for this event.]

Over the past decade, Art Animates Life/North County Players theatrical productions have raised tens-of-thousands of dollars for North County San Diego area disaster relief, an arts nonprofit, a veterans museum, a municipal gallery, a community outreach center, an historical society, a veterans relief fund, several struggling community theaters, and more. Thousands of Southern California residents have attended North County Players shows.

Our newly-expanded video production capability, branded Art Animates Life Films (AALF), has already produced several public service announcements (PSAs) for area nonprofits including San Marcos' Charity Wings Arts Center and Escondido's Art Hatch. For 2019-20 we have scheduled projects with the San Marcos Boys and Girls Club, the San Marcos zzz food bank, and zzz zzz. The PSAs and short films we produce are provided absolutely free-of-charge to the associated charity and can be used by them without restriction for fundraising, organization web sites, grant procurement, general public education, and countless other purposes. In addition to PSAs, last year AALF produced a film ("Sky Takes a Bite Out of Crime") as part of our Young Filmmaker Series which was named a featured selection at the San Diego International Kids' Film Festival and has gone on to garner many YouTube views. The 30-minute short included several young actors and tech persons from the San Marcos and surrounding areas.

Our model benefits the greater community in several important ways:

- > Offers financial support for essential North County (often San Marcos) charities.
- > Provides excellent live theater at greatly reduced ticket prices and professional quality video productions free of charge.
- > Never charges a 'pay-to-play' fee of ANY kind, further enabling every member of the acting and creative community the opportunity to participate regardless of financial situation.
- > Produces shows and videos that are not only entertaining but educative and historically significant.
- > Finally, because Art Animates Life is a complete production entity that owns its own lights, sound, sets, props, costumes, video projection, and more, we are able to stage events at venues which would not otherwise be financially viable (e.g., a municipal gallery, an arts center in an industrial district, a veterans museum, a nearly 100-year-old community theater, etc.) in addition to renting fully-purposed local facilities if price fits our stringent budget guidelines.

As noted in our cover letter, Art Animates Life will give first priority to San Marcos/Lake San Marcos residents for all acting, crewing, and production positions. We will also first query San Marcos nonprofits, community venues, and businesses with sufficient space for a location to stage the show. Promotional and press materials associated with both events will reflect the above, as-well-as our receipt of and deep appreciation for a SMCF grant.

Previous years' shows have taken place at many San Marcos venues including the Charity Wings Arts Center, the San Marcos Historical Society, and the San Marcos Civic Center. All of this years' Art Animates Life Films' PSAs and promos will benefit San Marcos-based charities (currently scheduled: the SM Boys and Girls Club and the San Marcos' Wounded Warrior Homes.

Our primary goal is to nurture and grow both venerated and burgeoning American art forms by helping to ensure they remain accessible to ALL members of the community, regardless of personal means. Every family should be able to experience the unique wonder of live theater and every charity should be able to spread the word about the essential public works they perform via high-quality PSAs and short documentaries.

Project Budget

Project Income:

Donated Income:

Individual contributions

Business/Corporate Contributions

Other Government grants

Foundation Grants

Other grants

Earned Income:

Admission/Ticket Sales

Other

In-kind contributions

San Marcos Art and Cultural Grant request

TOTAL INCOME:

Project Expenses:

Administrative Personnel

Artistic Personnel

Program/Production/Exhibition Cost

Facility Rental

Artist Fees

Promotion/Marketing Costs

Office Supplies and Materials

Other

Total Project expenses:

Favorable consideration will be given to those applicants having matching funds.

Non-Profit Certification

Is your organization incorporated as a non-profit organization? _____

If "YES"

Date of incorporation as a non-profit: _____

Federal Tax ID#: _____

If "NO"

Name of sponsoring organization: _____

Its Federal Tax ID#: _____

We certify that the information contained in this application, and its attachments, is true and correct to the best of our knowledge. We also hereby certify that our organization is in compliance with all state, federal and local laws regarding licensing and employment practices.

Signature and title of individual preparing the application form

President
Print Name

AND

Marcelle Stokes Caratti,
Vice President

Signature and title of President or authorized officer

Print Name

Return Application by email to: jimagee@san-marcos.net

Or by mail to:

San Marcos Community Foundation
City of San Marcos
1 Civic Center Drive
San Marcos, CA 92069-2987

Due Date: THURSDAY, APRIL 4, 2019 BY 5:00 P.M.

Applications received after the due date and time will not be accepted.

Charles Carr

March 18, 2019

City of San Marcos
c/o San Marcos Art & Cultural Grant Program
1 Civic Center Drive
San Marcos, CA 92069



President/Co-founder



Contributor/Features Writer



Columnist/Features Writer



News & Reviews Editor/Columnist

Dear San Marcos Community Foundation board members,

Below is a list of **Art Animates Life** board members including residency information as part of our organization's application for a 2019-20 **San Marcos Community Foundation Arts & Culture Grant**.

Charles Caratti

(president) lives in Valley Center but over the past 20 years has penned many newspaper columns and articles (as Charles Carr) featuring San Marcos which have appeared in 'The North County Times,' 'The Californian,' 'The Times-Advocate,' and 'The San Diego Union-Tribune.' Over the past decade, Art Animates Life has had dozens of San Marcos residents as members and participants.

Marcelle Caratti

(vice president) lives in Valley Center but often works with San Marcos' Pathways Academy (292 East Barham Drive) and has had many San Marcos residents as a private music teacher.

Alex Caratti

(secretary) most-recently lived in San Marcos (1135 Via Vera Cruz) while finishing up his engineering degree at Cal State San Marcos - in the process of securing a new San Marcos residence.

Peter Bunn

(board member) lives in San Marcos (3535 Linda Vista Dr.)

Thank you very much!

Charles Caratti (Carr)
President, Art Animates Life, Inc. / North County Players

INTERNAL REVENUE SERVICE
P. O. BOX 2508
CINCINNATI, OH 45201

DEPARTMENT OF THE TREASURY

Date: **MAY 13 2014**

ART ANIMATES LIFE INC
C/O A CHARLES CARATTI
30497 LILAC RD
VALLEY CENTER, CA 92082

Employer Identification Number:
46-3620003
DLN:
17053276322043
Contact Person:
CUSTOMER SERVICE ID# 31954
Contact Telephone Number:
(877) 829-5500
Accounting Period Ending:
December 31
Public Charity Status:
170(b)(1)(A)(vi)
Form 990 Required:
Yes
Effective Date of Exemption:
August 08, 2013
Contribution Deductibility:
Yes
Addendum Applies:
No

Dear Applicant:

We are pleased to inform you that upon review of your application for tax exempt status we have determined that you are exempt from Federal income tax under section 501(c)(3) of the Internal Revenue Code. Contributions to you are deductible under section 170 of the Code. You are also qualified to receive tax deductible bequests, devises, transfers or gifts under section 2055, 2106 or 2522 of the Code. Because this letter could help resolve any questions regarding your exempt status, you should keep it in your permanent records.

Organizations exempt under section 501(c)(3) of the Code are further classified as either public charities or private foundations. We determined that you are a public charity under the Code section(s) listed in the heading of this letter.

Please see enclosed Publication 4221-PC, Compliance Guide for 501(c)(3) Public Charities, for some helpful information about your responsibilities as an exempt organization.

Sincerely,



Director, Exempt Organizations

Enclosure: Publication 4221-PC

Letter 947

MINUTES

REGULAR MEETING OF THE SAN MARCOS COMMUNITY FOUNDATION BOARD

Tuesday, February 19, 2019 – 6:00 PM

San Marcos Conference Room – 2nd Floor

CALL TO ORDER: Board President Lukoff called the meeting to order at 6:04 p.m.

ROLL CALL:

PRESENT: BOARD MEMBERS: BLANKENSHIP-WILLIAMS, LUKOFF,
VANMIDDLESWORTH, WILSON

ABSENT: BOARD MEMBERS: BANKS, BURTON

ALSO PRESENT: Board Secretary Julie Magee and Office Specialist II Joseline Cadima

NEW BUSINESS

1. PRESIDENT'S REPORT

- Staff and board members introduced themselves; Board President Lukoff provided background information on the history of the Community Foundation, and spoke on the grant funding process and board meeting regulations.
- Provided update on 2-1-1 San Diego

2. SMCF GRANT FUNDING SUBCOMMITTEE RECOMMENDATION

- (a) Update given on the Grant Funding History Fiscal Year 2018/2019.
- (b) Board members reviewed and discussed the grants noted in the Quarter Funding Recommendation Worksheet; Carole Beeson gave a brief description of "The Kids College" program and thanked the SMCF for considering their grant; Program Manager Magee noted that the GFC voted to recommend the San Diego Wildlife Center grant to be considered at the board meeting under the Wildlife Grant category.
- (c) Approved Resolution No. 2019-08, Winter Quarter Regular Grants
- (d) Approved Resolution No. 2019-09, Wildlife Grants

**MOVED BY BOARD MEMBER WILSON, SECONDED BY BOARD MEMBER
VANMIDDLESWORTH TO APPROVE RESOLUTION NO. 2019-08 AND RESOLUTION NO.
2019-09, AS RECOMMENDED BY THE SMCF GRANT FUNDING COMMITTEE.**

AYES: BOARDMEMBERS: BLANKENSHIP-WILLIAMS, LUKOFF,
VANMIDDLESWORTH, WILSON

NOES: BOARD MEMBERS: NONE

ABSENT: BOARD MEMBERS: BANKS, BURTON

ABSTAIN: BOARD MEMBERS: NONE

OLD BUSINESS

3. PROMOTIONAL AND FUNDRAISING ACTIVITIES/IDEAS

- Board members made a unanimous decision to celebrate Doc Burton's life legacy at the City Council meeting of May 14, 2019. This event will include the interview video made by Palomar College, with cake and light refreshments.
- Board members discussed the possibility of having a booth at the street fair event held by the San Marcos Chamber of Commerce.

CONSENT CALENDAR

4. WAIVER OF TEXT – Waived

5. APPROVAL OF MINUTES - SMCF Board Meeting November 20, 2018 - Approved

6. ORAL COMMUNICATIONS

Dimitris Magemeneas, Mega Game Plex, Inc. (MGP), advised that his nonprofit organization changed their bi laws to reflect that upon their dissolution, all assets would be transferred to the San Marcos Community Foundation. He invited board members to attend MGP's fundraising event held on Sunday, February 24, 2019 at the Spaghetti Factory, and noted that MGP will receive 15% of the dining profits earned that night.

MOVED BY BOARD MEMBER BLANKENSHIP-WILLIAMS SECONDED BY VANMIDDLESWORTH TO APPROVE THE CONSENT CALENDAR.

AYES: BOARDMEMBERS: BLANKENSHIP-WILLIAMS, LUKOFF,
VANMIDDLESWORTH, WILSON

NOES: BOARD MEMBERS: NONE

ABSENT: BOARD MEMBERS: BANKS, BURTON

ABSTAIN: BOARD MEMBERS: NONE

ITEMS FOR THE GOOD OF THE ORDER

7. MISCELLANEOUS

- Next quarter's Grant Funding Subcommittee (GFS) will include Board Members Blankenship-Williams, Vanmiddlesworth, and Wilson serving as the chair with Banks as alternate. Board President Lukoff noted that the Arts & Cultural Grant fund will be considered for recommendation at the next GFS meeting. Program Manager Magee noted that the following GFS meeting will be held on Wednesday, April 10, 2019 and the next full board meeting will be held on Tuesday, May 21, 2019.

8. ADJOURNMENT

BOARD MEMBER VANMIDDLESWORTH MOVED TO ADJOURN THE MEETING, SECONDED BY BOARD MEMBER BLANKENSHIP-WILLIAMS. MOTION PASSED BY UNANIMOUS VOICE VOTE.

Meeting adjourned at 7:41 p.m.

COLLEEN LUKOFF, BOARD PRESIDENT
SAN MARCOS COMMUNITY FOUNDATION

ATTEST:

JULIE MAGEE, PROGRAM MANAGER
CITY OF SAN MARCOS