

SAN MARCOS COMMUNITY FOUNDATION BOARD MEETING AGENDA

Tuesday, August 27, 2019 – 6:00 PM

San Marcos Conference Room – 2nd Floor

Cell Phones: As a courtesy to others, please silence your cell phone or pager during the meeting and engage in conversations outside the meeting room.

Americans with Disabilities Act: If you need special assistance to participate in this meeting, please contact the Board Secretary at (760) 744-1050, ext. 3116. Notification 48 hours in advance will enable the City to make reasonable arrangements to ensure accessibility to this meeting. Assisted listening devices are available for the hearing impaired. Please see the Board Secretary if you wish to use this device.

Public Comment: If you wish to address the Board on any agenda item, please complete a “Request to Speak” form. Be sure to indicate which item number you wish to address. Comments are limited to FIVE minutes.

The Oral Communication segment of the agenda is for the purpose of allowing the public to address the Board on any matter NOT listed on the agenda. The Board is prohibited by state law from taking action on items NOT listed on the Agenda. However, they may refer the matter to staff for a future report and recommendation. If you wish to speak under “Oral Communications,” please complete a “Request to Speak” form as noted above.

Meeting Schedule: Regular San Marcos Community Foundation Board meetings are generally held on the third Tuesday in the month of February, May, August and November. The Agenda's are posted on the City website at: www.san-marcos.net.

Agendas: Agenda packets are available for public inspection 72 hours prior to scheduled meetings at the Administration Department located on the second floor of City Hall, 1 Civic Center Drive, San Marcos, during normal business hours. Any agenda-related writings or documents provided to a majority of the San Marcos Community Foundation after distribution of the agenda packet are available for public inspection at the same time at the Administration Department.

CALL TO ORDER

PLEDGE OF ALLEGIANCE

ROLL CALL

NEW BUSINESS

1. PRESIDENT'S REPORT

- 2-1-1 San Diego Update
- Report to City Council

- Other updates of note to the Board
Recommendation: NOTE & FILE/DISCUSS/APPROVE

2. **FUND STATEMENT AND INVESTMENT UPDATE**

Recommendation: NOTE & FILE

3. **ELECTION OF OFFICERS**

(a) Election of Board President and Board Vice President

Recommendation: CONSIDER/APPROVE

4. **REAPPOINTMENT OF CHIEF FINANCIAL OFFICER AND BOARD SECRETARY**

(a) SMCF Resolution No. 2019-XX extending Policy No. 2004-07 until Spring 2020.

Recommendation: CONSIDER/APPROVE

5. **SMCF GRANT FUNDING COMMITTEE RECOMMENDATION**

Quarterly Funding Recommendation to the SMCF Board for Deliberation.

(a) Summer Quarter Funding Recommendation Worksheet

(b) Status of St. Petka's Serbian Orthodox Church Mini-Grant request

(c) Resolution 2019-XX, Summer Quarter Regular Grants

Recommendation: CONSIDER/APPROVE

OLD BUSINESS

6. **PROMOTIONAL AND FUNDRAISING ACTIVITIES/IDEAS**

- Now and Forever Campaign

Recommendation: DISCUSS/APPROVE

CONSENT CALENDAR

7. **WAIVER OF TEXT** This item is to waive the reading of all text of all Resolutions and Policies adopted at this meeting. Resolutions and Policies shall be adopted by title.

Recommendation: WAIVE

8. **APPROVAL OF MINUTES** SMCF Board Meeting of May 21, 2019.

Recommendation: CONSIDER/APPROVE

9. **ORAL COMMUNICATIONS** Speakers are limited to five minutes. Please complete a "Request to Speak" form and place in basket provided. According to Board policy, *FIFTEEN* minutes has been established during this portion of the Agenda to allow citizens to speak on any matter NOT listed. The Board is prohibited by state law from taking action on items NOT listed on the Agenda. However they may refer the matter for a future report and recommendations.

ITEMS FOR THE GOOD OF THE ORDER

10. MISCELLANEOUS

- (a) Selection of Fall Grant Funding Subcommittee Members (Fall Quarter GFC Meeting Dates: Wednesday October 9, 2019 and Wednesday November 13, 2019.)
- (b) Next Board meeting is Tuesday, November 19, 2019.

11. ADJOURNMENT

AFFIDAVIT OF POSTING

**STATE OF CALIFORNIA)
COUNTY OF SAN DIEGO) ss.
CITY OF SAN MARCOS)**

I, Julie Magee, hereby certify that I caused the posting of this Agenda in the glass display case at the north entrance of City Hall and on the City website on Thursday, August 22, 2019 prior to 5:30 pm.



Julie Magee, Recording Secretary – SMCF



2-1-1 San Diego Client Profile Report

City of San Marcos Quarter 4: FY 2018-19

This report includes demographic, referral and need information for 2-1-1 clients served in the City of San Marcos between April and June 2019.

Data Source: 2-1-1 San Diego Information Systems | Reporting Period: FY 2018-2019

Note(s): This report includes unique identifiable clients and anonymous clients in the 2-1-1 and CIE databases for San Diego and Imperial counties. Demographics include only identifiable client records. Needs and referrals include both anonymous and identifiable client records.



455

Calls from Low-Income San Marcos Clients



1,382

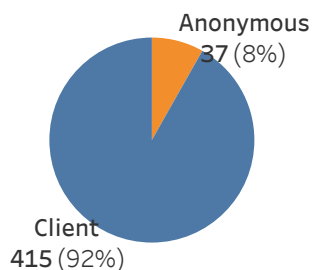
Needs Presented



950

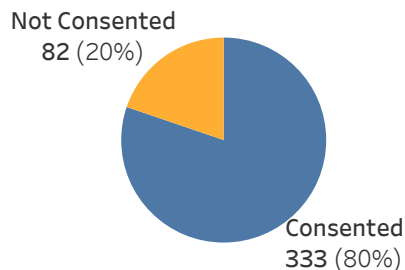
Referrals Provided

In Quarter 4 2019 (April - June, 2019), 2-1-1 San Diego helped **455** low-income clients (income below 80% AMI) who resided in San Marcos (zip codes: 92069, 92078, 92079, 92096). These clients presented **1,382** needs, which resulted in **950** referrals to services to address these needs.



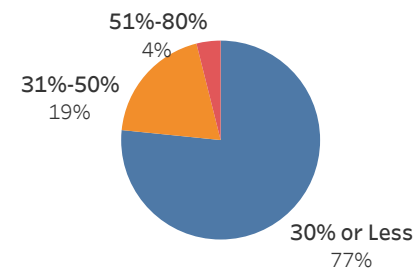
415

Identifiable Client Records



333

Clients Consented into CIE

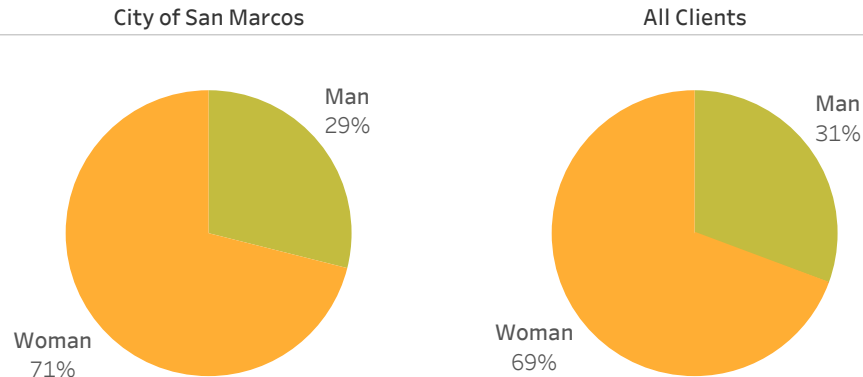


455

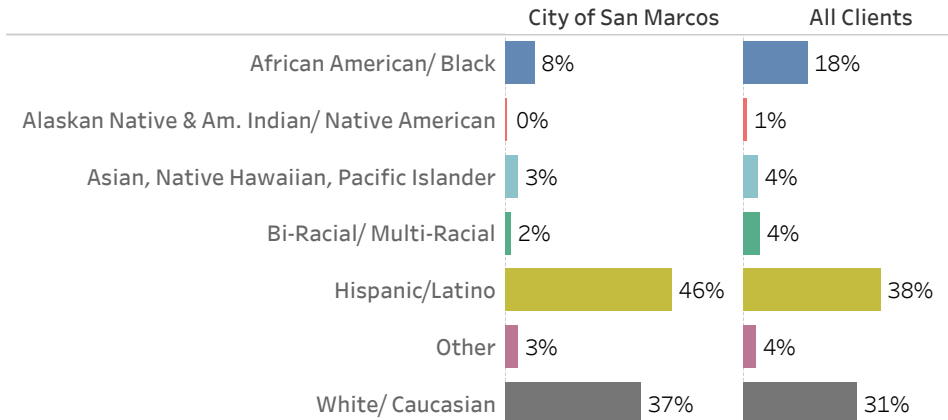
with Income Below 80% AMI

415 clients have created an identifiable client record (**92%** of clients served). Of these, **333** consented to share their information in the Community Information Exchange (CIE) (**80%** of identifiable clients). **455** clients reported income below 80% of the Area Medium Income (AMI) for San Diego County or received referrals indicating they were low income, with **77%** reporting AMI of 30% or less.

Gender Identity

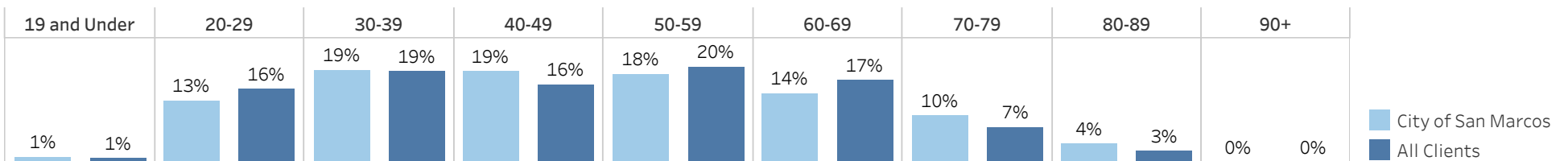


Race/Ethnicity



This quarter, **71%** of clients who called from San Marcos were **women**, which was greater than the total population of 2-1-1 clients (**69%**). **46%** of the clients from San Marcos were **Hispanic or Latino**, which was greater than the total population of 2-1-1 clients (**38%**). Additionally, **8%** of the San Marcos clients were **African American/Black**, which was lower than the total population of 2-1-1 clients (**18%**).

Age Group



Clients from San Marcos represent roughly the same age groups as the total population of 2-1-1 clients. This quarter, there was a comparatively **smaller** percentage of clients in the **20-29, 50-59** and **60-69** age ranges and a **larger** percentage of clients in the **40-49** and **70-79** age ranges than the general 2-1-1 population.

Data Source: 2-1-1 San Diego Information Systems | Reporting Period: Quarter 4, FY 2018-2019

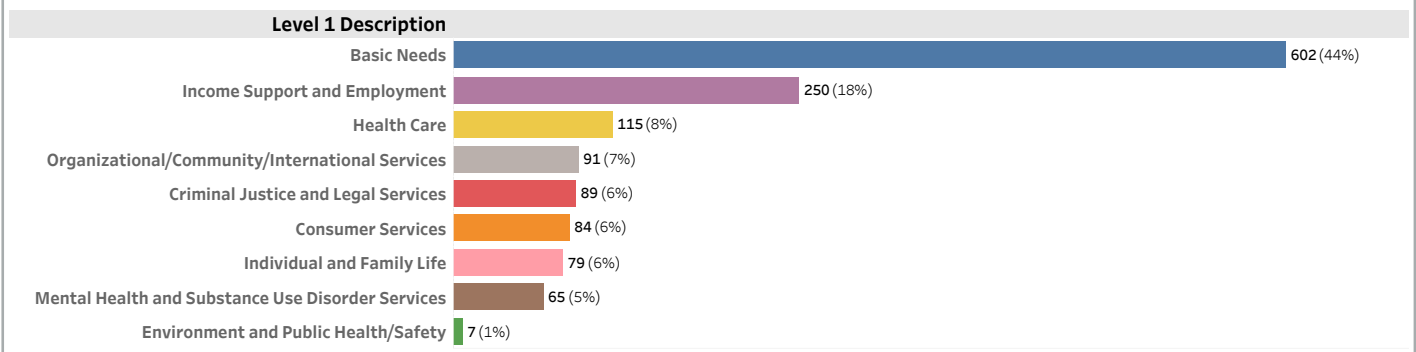
Note(s): This report includes unique identifiable clients and anonymous clients in the 2-1-1 and CIE databases for San Diego and Imperial counties. Demographics include only identifiable client records. Needs and referrals include both anonymous and identifiable client records.

Client Needs

Client needs are organized by a taxonomy structure. Taxonomy is a thorough classification system that distinguishes concepts, names those concepts, and puts those concepts into a hierarchical order. The first level is the most broad level, with up to six nested layers that progressively increase in specificity. 2-1-1 Customer Service Representatives document client needs using this structured system.

Total Needs: 1,382

Needs by Taxonomy: Clients living in City of San Marcos



Basic Needs accounted for 44% of total needs for clients in the City of San Marcos this quarter. Income Support and Employment accounted for an additional 18%, with an increased need this quarter for Public Assistance Programs (CalFresh Applications). Below is a more detailed description of needs by category (second level needs). The most common basic needs are Utilities, Housing/Shelter, and Food.

Level 1 Description	Level 2 Description	
Basic Needs	Food	93 (7%)
	Housing/Shelter	252 (18%)
	Material Goods	9 (1%)
	Transportation	27 (2%)
	Utilities	221 (16%)
Consumer Services	Consumer Assistance and Protection	14 (1%)
	Consumer Regulation	5 (0%)
	Money Management	11 (1%)
	Tax Organizations and Services	54 (4%)
Criminal Justice and Legal Services	Courts	2 (0%)
	Criminal Correctional System	1 (0%)
	Judicial Services	1 (0%)
	Law Enforcement Agencies	1 (0%)
	Law Enforcement Services	4 (0%)
	Legal Assistance Modalities	22 (2%)
	Legal Services	57 (4%)
	Legal Services Organizations	1 (0%)
Environment and Public Health/Safety	Public Health	1 (0%)
	Public Safety	6 (0%)
Health Care	General Medical Care	2 (0%)
	Health Screening/Diagnostic Services	7 (1%)
	Health Supportive Services	59 (4%)
	Human Reproduction	12 (1%)
	Outpatient Health Facilities	17 (1%)
	Rehabilitation/Habilitation Services	5 (0%)
	Specialized Treatment and Prevention	4 (0%)
	Specialty Medicine	9 (1%)
Income Support and Employment	Employment	10 (1%)
	Public Assistance Programs	224 (16%)
	Social Insurance Programs	7 (1%)
	Temporary Financial Assistance	9 (1%)
Individual and Family Life	Domestic Animal Services	3 (0%)
	Individual and Family Support Services	69 (5%)
	Mutual Support	4 (0%)
	Social Development and Enrichment	2 (0%)
	Volunteer Opportunities	1 (0%)
Mental Health and Substance Use Disorder Services	Counseling Settings	7 (1%)
	Mental Health Assessment and Treatment	17 (1%)
	Mental Health Care Facilities	4 (0%)
	Mental Health Support Services	2 (0%)
	Substance Use Disorder Services	35 (3%)
Organizational/Community/International Services	Community Economic Development and Finance	1 (0%)
	Community Facilities/Centers	1 (0%)
	Community Groups and Government/Administrative Offices	10 (1%)
	Disaster Services	1 (0%)
	Donor Services	3 (0%)
	Information Services	70 (5%)
	Occupational/Professional Associations	5 (0%)

Data Source: 2-1-1 San Diego Information Systems | Reporting Period: Quarter 4, FY 2018-2019

Note(s): This report includes unique identifiable clients and anonymous clients in the 2-1-1 and CIE databases for San Diego and Imperial counties. Demographics include only identifiable client records. Needs and referrals include both anonymous and identifiable client records.

Referrals

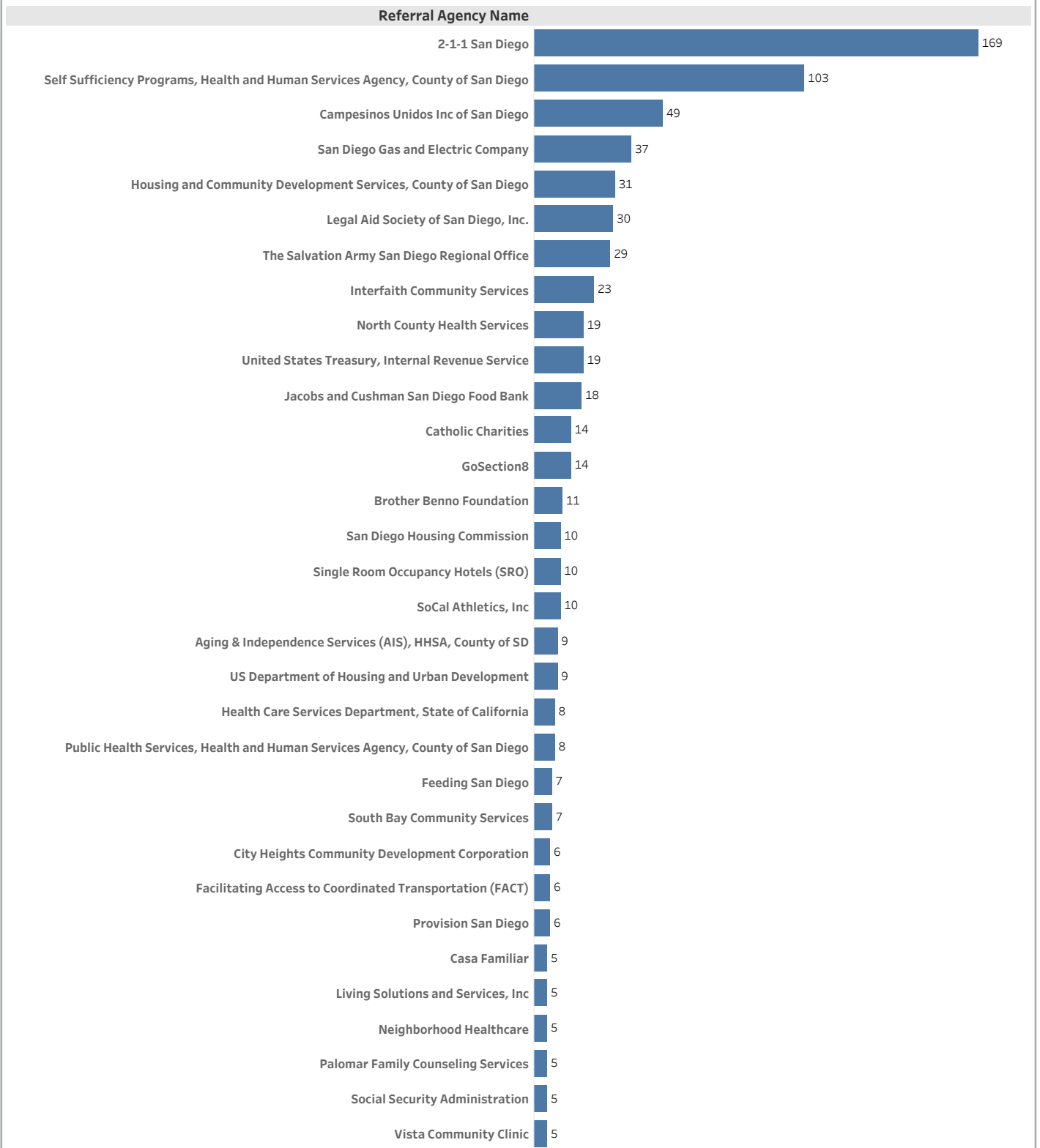
Community Connectors provide referrals to resources to meet client needs. The 2-1-1 San Diego Resource Database is structured into two levels of an organization: Agency and Service. Agency is the highest level of an organization/business and can be comprised of many services. Services are the programs provided by the Agency and can be located at one or more sites.

Total Referrals: 950

The most common referrals provided to City of San Marcos clients were **2-1-1 San Diego** (internal referral), the **County of San Diego HHSA**, and **Campeños Unidos**. The following page provides the number of referrals provided by service.

Top Referrals by Agency: Clients living in City of San Marcos

Agencies with 5 or more referrals



Data Source: 2-1-1 San Diego Information Systems | Reporting Period: Quarter 4, FY 2018-2019

Note(s): This report includes unique identifiable clients and anonymous clients in the 2-1-1 and CIE databases for San Diego and Imperial counties. Demographics include only identifiable client records. Needs and referrals include both anonymous and identifiable client records.

Referrals

Community Connectors provide referrals to resources to meet client needs. The 2-1-1 San Diego Resource Database is structured into two levels of an organization: Agency and Service. Agency is the highest level of an organization/business and can be comprised of many services. Services are the programs provided by the Agency and can be located at one or more sites.

Top Referrals by Agency and Service: Clients living in City of San Marcos

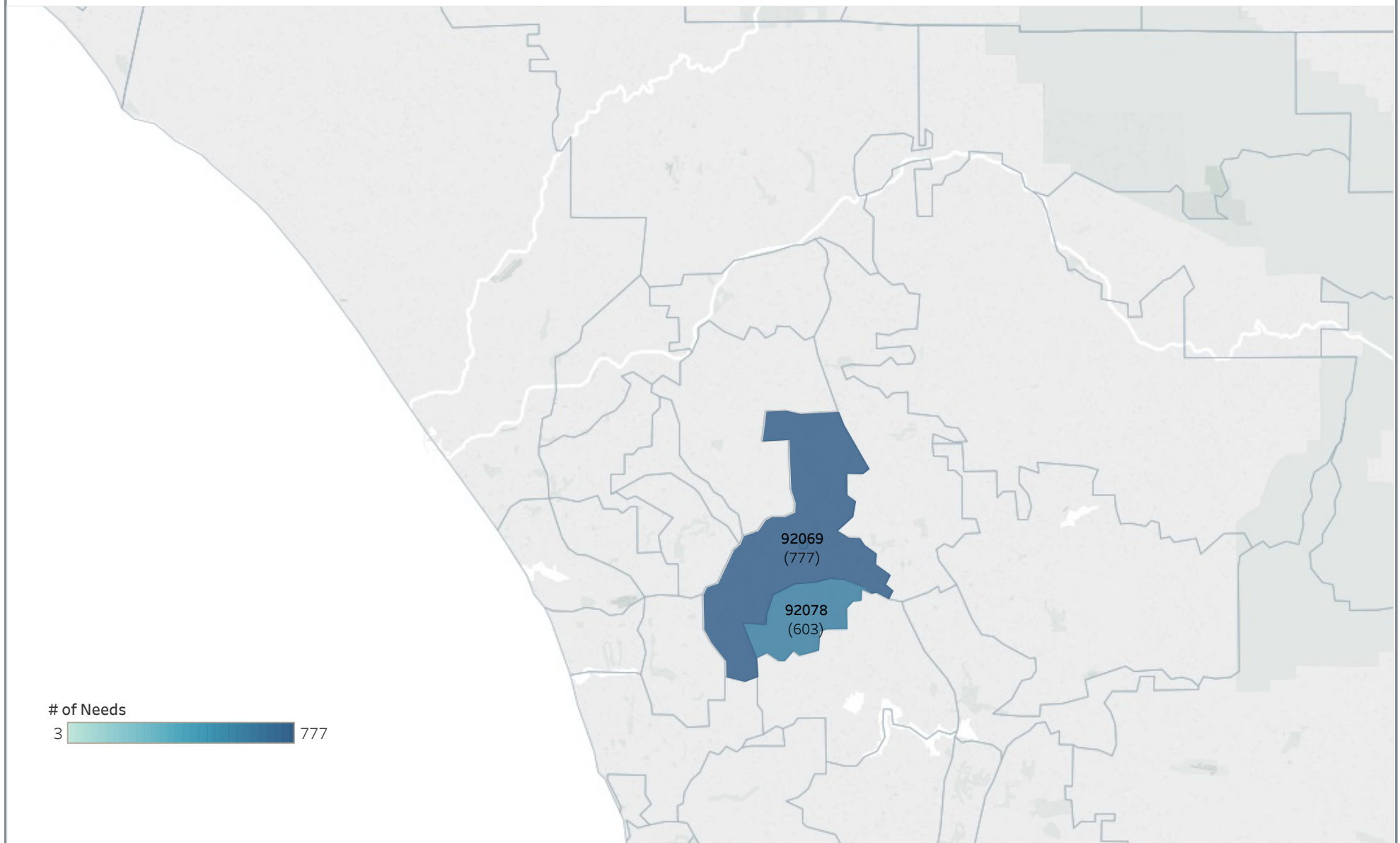
Services with 5 or more referrals

Referral Agency Name	Referral Name	
2-1-1 San Diego	CalFresh Enrollment Services	121
	VITA	27
	Medi-Cal Mailing Application Request	6
Brother Benno Foundation	Rent Payment Assistance	9
Campesinos Unidos Inc of San Diego	Home Energy Bill Assistance Program, San Diego Office	49
Catholic Charities	Case Management Services	6
Facilitating Access to Coordinated Transportation (FACT)	Transportation Referral Service	6
Feeding San Diego	Mobile Pantry, San Marcos	7
GoSection8	GoSection8	14
Housing and Community Development Services, County of San Diego	County of San Diego Housing Resource Directory	22
	Section 8 Rental Assistance Program	8
Interfaith Community Services	Haven House Shelter	7
Jacobs and Cushman San Diego Food Bank	Neighborhood Distribution Program, Calvary Chapel Mission Hills	6
Legal Aid Society of San Diego, Inc.	Legal Services, North County Office	7
North County Health Services	CalFresh, Covered California and Medi-Cal Enrollment Services, San Marcos	8
Provision San Diego	Compassion Saturday	6
San Diego Gas and Electric Company	California Alternate Rates for Energy (CARE) Program	16
	Energy Savings Assistance Program (ESAP)	10
	Customer Service	7
San Diego Housing Commission	City of San Diego Affordable Housing Information and Guide	7
Self Sufficiency Programs, Health and Human Services Agency, County of San Diego	ACCESS Customer Service Center and Self Service	49
	MyBenefits CalWIN	14
	CalFresh (SNAP), North Inland Family Resource Center	7
	Medi-Cal, North Inland Family Resource Center	7
SoCal Athletics, Inc	Orchard's Edge	10
The Salvation Army San Diego Regional Office	Neighbor to Neighbor, Escondido Corps	18
	Family Services, Escondido Corps	5
United States Treasury, Internal Revenue Service	Earned Income Tax Credit	19
US Department of Housing and Urban Development	Housing and Urban Development Affordable Apartment Online Directory	9

Data Source: 2-1-1 San Diego Information Systems | Reporting Period: Quarter 4, FY 2018-2019

Note(s): This report includes unique identifiable clients and anonymous clients in the 2-1-1 and CIE databases for San Diego and Imperial counties. Demographics include only identifiable client records. Needs and referrals include both anonymous and identifiable client records.

Needs by Client Zip Code: Clients Living in City of San Marcos



This quarter, more client needs were documented in the **92069** zip code than the **92078** zip code . However, need was overall evenly distributed across the two City of San Marcos zip codes.

Data Source: 2-1-1 San Diego Information Systems | Reporting Period: Quarter 4, FY 2018-2019

Note(s): This report includes unique identifiable clients and anonymous clients in the 2-1-1 and CIE databases for San Diego and Imperial counties. Demographics include only identifiable client records. Needs and referrals include both anonymous and identifiable client records.



2-1-1 San Diego Client Profile Report City of San Marcos Year-to-Date Summary

Year-to-Date Summary

Category	Quarter 1	Quarter 2	Quarter 3	Quarter 4	Grand Total
Low Income Clients	378	385	551	455	1,769
Needs	1,444	1,319	1,716	395	4,874
Referrals	1,010	919	1,178	276	3,383
Total Clients	380	389	555	457	1,781

In Quarter 4 2019 (April - June, 2019), 2-1-1 San Diego helped an additional **455** low-income clients from the City of San Marcos, for a total of **1,769** low-income clients and **3,383** referrals addressing **4,874** needs over four quarters.

2-1-1 has also assisted **12** clients who did not identify as low-income this fiscal year (over 80% AMI).

Data Source: 2-1-1 San Diego Information Systems | Reporting Period: Quarter 4, FY 2018-2019

Note(s): This report includes unique identifiable clients and anonymous clients in the 2-1-1 and CIE databases for San Diego and Imperial counties. Demographics include only identifiable client records. Needs and referrals include both anonymous and identifiable client records.



San Marcos Community Foundation

Serving San Marcos Since 1988

Current endowment (as of 6/30/19):	\$1,233,180
Total grants awarded last fiscal year (FY18):	\$60,073 (4.79%)*
Total grant funds available this fiscal year (FY19):	up to \$61,659 (5%)**

Board of Directors

Colleen R. Lukoff, President
Lionel "Doc" Burton, M.D.
Robert Banks
Leslie Blankenship-Williams
Paul Vanmiddlesworth
Rob Wilson
Carol Gendel

Advisory Board

Donald Hall
Stephen Kildoo
Wendy Robinson
Vanessa Wood

Staff Liaison

Julie Magee

Fiscal Year 2018/19 Grants Awarded

Organization	Amount	Date	Population Served/Project
San Marcos High School Athletic Boosters	\$500	7/11/2018	<u>Youth</u> . Help with cost of STEM supplies to build a robot that will be presented at school events. Serves 30+ students.
Marine Corps Recruit Depot Museum Foundation	\$1,000	7/11/2018	<u>Veterans</u> . Funding for veterans to discuss their experiences in combat to order to inform history and address PTSD. Serves 4 residents each cycle.
SPARC, Inc.	\$1,000	7/11/2018	<u>Seniors</u> . Funding to collaborate with Charity Wings for monthly art class for seniors. Will serve 100 residents.
Community Resource Center	\$3,000	8/21/2018	Funding for trauma-informed case management and resources. Serves over 300 residents.
Palomar College Foundation	\$3,000	8/21/2018	<u>Low Income Students</u> . Funding to convert courses to zero textbook costs or low textbook costs. Serves 5,000 residents.
The Elizabeth Hospice	\$4,500	8/21/2018	Funding for bereavement services and training. Serves 252 residents.
Interfaith Community Services	\$3,000	8/21/2018	<u>Seniors</u> . To provide funding for its North County Senior Connections program - a mobile food truck providing lunch and activities. Serves 150 residents.
Operation Hope	\$300	10/10/2018	<u>Homelessness</u> . To provide funding to purchase consumable paper goods and 60 bus passes. Will serve 11 residents from San Marcos.
Brother Benno - North County San Diego	\$1,500	11/7/2018	<u>Homelessness</u> . Funding to purchase diapers for homeless families. Will serve 45 residents from San Marcos.

Woodland Park Middle School Music Booster Club	\$1,500	11/7/2018	<u>Youth</u> . Funding for instructional music books and repairs to school-issued instruments. Will serve 120 students.
North County Health Services	\$4,973	11/7/2018	<u>Low Income</u> . Funding for a camera for the provision of diabetic retinopathy screening to prevent blindness. Will serve 2,334 low-income residents.
Jacobs & Cushman San Diego Food Bank	\$3,000	11/7/2018	<u>Low Income</u> . To provide emergency food relief. Will serve 4,502 residents.
San Marcos Prevention Coalition Youth Group	\$3,000	11/7/2018	<u>Youth</u> . Funding for 50 t-shirts, 2 tablecloths, 2 poster boards, 2 computers, and 10 printer toners for youth outreach activities. Will serve 10,000 residents.
Meals on Wheels	\$1,500	2/13/2019	<u>Seniors</u> . Funding for meal and packaging costs to produce 707 meals for in-home delivery for food insecure seniors. Will serve 140 residents.
Coastal Roots Farm	\$1,500	2/13/2019	<u>Low Income</u> . Funding to print 300 Spanish Farm Recipe Books to meet demand. Recipe books are bilingual, vegetable identification and recipe sheets. Will serve 150-400 residents.
New West Ballet	\$500	2/13/2019	<u>Youth</u> . Funding to assist with cost of professional choreographers, costumes, props/set and travel (gas and mileage). Will serve 10,000 residents.
Canine Companions for Independence	\$500	2/13/2019	<u>Persons with Disabilities</u> . Funding for the purchase a television for dog training room. Will serve a handful of residents.
CSU Latino Association of Faculty and Staff	\$2,000	2/19/2019	Funding to support The Lowrider Experience, a grassroots event to celebrate National Hispanic Heritage Month. Will serve 550 residents.
Just in Time for Foster Youth	\$1,500	2/19/2019	<u>Foster Youth</u> . Funding for transition age foster youth (18-26) enrolled in college with resources needed to achieve their higher education goals. Will serve 24 residents.
Woodland Park Middle School Music Boosters Club	\$2,500	2/19/2019	<u>Youth</u> . Funding for music coaching and the purchase of three additional instruments. Will serve 112 residents.

Casa de Amparo	\$2,000	2/19/2019	<u>Foster Youth</u> . Funding for residential services which provide 24-hour trauma-informed care for foster youth removed from their homes. Will serve 100 residents.
The Kid's College	\$2,500	2/19/2019	<u>Youth</u> . Funding for To provide funds for one additional string instructor for orchestral music program. Will serve 200 residents.
Classics 4 Kids	\$1,300	4/10/2019	<u>Youth</u> . Funding for (2) in-school music education workshops. Will serve 250 students and teachers.
Special Olympics	\$1,000	4/10/2019	<u>Persons with Disabilities</u> . Funding to support athletes with disabilities in competing in 11 Olympic-type sports. Will serve 24 athletes.
San Marcos Mega Gameplex	\$1,500	4/10/2019	Funding to launch website and conduct multiple public events to build awareness of an effort to build a future sports facility in North County.
Community Resource Center	\$1,000	5/21/2019	<u>Homelessness</u> . Funding to support persons experiencing homelessness with self sufficiency tools. Will serve 76 persons from San Marcos.
Operation Hope	\$1,000	5/21/2019	<u>Homelessness</u> . Funding for shelter and case management for families with children and single women. Will serve 11 residents from San Marcos.
Gary and Mary West Dental Center North County	\$1,000	5/21/2019	<u>Seniors</u> . Funding to assist with purchase of Apple IPADS to view graphical explanations of dental work being performed. Will serve 100 seniors.
Feeding San Diego	\$5,000	5/21/2019	<u>Low-Income</u> . Funding to support mobile food pantry for food insecure persons. Will serve 375 households.
Fraternity House	\$3,500	5/21/2019	<u>Persons with AIDS</u> . Funding to assist with urgent repairs to windows to ensure compliance with building codes and preserve house. Will serve 15 residents.

*4.79% of endowment
as of 7/1/2018.

**5% of endowment
as of 7/1/2019.

San Marcos Community Foundation Additional Grant Funding Duties

Wildlife Grants - Designated Fund - \$2,770

Arts & Cultural Grant - City Funds - \$2,500

<u>Organization</u>	<u>Amount</u>	<u>Date</u>	<u>Grant Type/Project</u>
Escondido Creek Conservancy	\$1,500	8/21/2018	<u>Wildlife</u> . To create an interactive exhibit promoting the human-coyote coexistence. Will serve approximately 1,000 San Marcos residents.
San Diego Wildlife Center of the Rancho Coastal Humane Society	\$1,270	2/19/2019	<u>Wildlife</u> . To cover the cost of community outreach in the form of a Baby Shower for the animals. It will bring awareness and funds for the care of injured, sick or orphaned wildlife. The center has saved 64 San Marcos animals in eight months of operation.
Art Imitates Life	\$2,500	5/21/2019	<u>Arts & Culture</u> . Funds to support Art Imitates Life/North County Players theatrical productions, and public service announcements.

SAN MARCOS COMMUNITY FOUNDATION
August 27, 2019
YTD Grant Award History FY2019-2020

Name	Amount	Type	Date	Name of Project	Summary of Project
The Escondido Creek Conservancy*	\$1,500.00	Mini	8/14/2019	Elfin Forest Interpretive Microscope	Purchase stereo microscope for visitors to view creek inhabitants. Will serve approximately 1,300 residents a year.
Total Grants Awarded FY19-20	\$1,500.00				

*Previously funded by SMCF

Date: August 27, 2019



May 21, 2019

Julie Magee, SMCF Board Secretary
San Marcos Community Foundation
1 Civic Center Drive
San Marcos, CA 92069-2918

To Ms. Magee and the esteemed representatives of the San Marcos Community Foundation -

On behalf of Classics 4 Kids Staff and board of directors, we are beyond overjoyed to receive San Marcos Community Foundation's donation of \$1,300.00. This support will directly enable us to provide Classics 4 Kids' unique music education for the elementary students of San Marcos. We are thrilled to expand our reach into your area!

Thank you again for partnering with us to ensure that vital music education programs will continue for San Diego County's students, we are very grateful!

Sincerely,

A handwritten signature in blue ink that reads "Jen DeMik".

Jen DeMik, Director of Development
Classics 4 Kids
3740 Fourth Avenue
San Diego, CA 92103
<http://www.classics4kids.org>
jdemik@classics4kids.org
Office 619-231-2311 x 105

Because no goods and services were provided, your gift is tax deductible to the full extent of the law.
Classics 4 Kids' tax ID number is 33-0706949

July 1, 2019

Colleen Lukoff
Board President
San Marcos Community Foundation
1 Civic Center Drive
San Marcos, CA 92069

Dear Ms. Lukoff,

Thank you for your commitment to hunger relief and support of Feeding San Diego. Your generous gift of \$5,000, received on 6/20/2019, helps combat hunger in San Marcos through our Mobile Pantry program.

Because of your support, Feeding San Diego is able to serve 63,000 people each week, including children, families and seniors. More than half of the food we distribute is fresh produce, and we are committed to providing healthy solutions that help fight hunger in San Diego. Your generosity supports the immediate and long-term nutritional needs of our community.

Thank you for helping us achieve our mission and for making a difference in the fight against hunger. If you have any questions about our initiatives or impact, please contact Rachel Lee Taylor, Development Manager, at rleetaylor@feedingsandiego.org or 858.283.8970.

With gratitude,

A handwritten signature in blue ink, appearing to read "Vince".

Vince Hall
CEO

*We truly appreciate this vital
partnership, which is making
a tremendous difference to the
community!*

No goods or services were provided in exchange for your gift.
Federal tax ID: 26-0457477. Please keep this letter for your records.

9455 WAPLES ST | STE 135 | SAN DIEGO CA 92121
TEL 858.452.3663 | FAX 858.768.7438

FEEDINGSANDIEGO.ORG



27 June 2019

Julie Magee
San Marcos Community Foundation
One Civic Center Drive
San Marcos, CA

Dear Ms. Magee,

On behalf of all of us here at the MCRD Museum Foundation, we wish to thank The San Marcos Community Foundation for their support of our Dialogues on the Experience of War Program this past year. Because of your generosity, we helped seven combat veterans acknowledge, grow, and heal from their PTSD.




Our veterans participated in nine discussion sessions held at the MCRD Museum, USS Midway, a North County VFW hall, and the Japanese Friendship Garden, including their “Path to Wellness” curriculum. Although the group was not large in size, that factor became an asset as the group confided in each other closely and identified goals for moving forward. One of our veterans even found himself with a job offer from the Japanese Friendship Garden once the cohort ended; finding a new job to stay busy with meaningful work had been one of his identified goals. Thank you for helping to make that happen.

Grant funds were spent in paying part of our program fees to the Japanese Friendship Garden for their “Path to Wellness” program curriculum and instruction. We hope to conduct another cohort in the fall of 2019, should we raise enough funds for another group. We recently developed new relationships with CSUSM Veterans Center staff and hope that going forward we can offer a group strictly to their students and those from the Palomar College Veterans Center.

The San Marcos Community Foundation logo was placed on our website, in our monthly emails to over 7,000 constituents, and in our quarterly magazine to over 600 recipients. An acknowledgment plaque was also installed in the Museum on our prestigious Sponsor & Donor Wall to permanently recognize our gratitude for your support.

We could not have helped these worthy individuals without your generosity. By funding these discussion groups, the San Marcos Community Foundation invested in the growth and well-being of our local heroes. Thank you again for your dedication and commitment



to this noble cause. If you have any questions, please do not hesitate to call us at (619) 524-4426.
Thank you again for your generous support of our veterans.

Very Respectfully,

A handwritten signature in cursive script that reads "Paul P. McNamara".

Paul P. McNamara, Col USMC (Ret)
Executive Director
MCRD Museum Foundation



August 14, 2019

Ms. Julie Magee
San Marcos Community Foundation Secretary
One Civic Center Drive
San Marcos, CA 92069

Dear Ms. Magee and the Board of Directors of the San Marcos Community Foundation,

Thank you and the San Marcos Community Foundation for your support of Casa de Amparo in the amount of \$2,000 for our Residential Services program. Your generosity offset food and supply expenses for the foster youth in our care. Your support provided food to nourish our Casa Kids allowing them to grow and heal from the abuse they have endured. Youth in Residential Services often participate in meal planning and preparation, so your contribution provided Casa Kids with life skills to thrive as young adults. Your grant funds provided household supplies for the home-like cottages where our Casa Kids live and learn to overcome the trauma they have experienced.

Your generous contribution allowed Casa de Amparo to dedicate funds to therapeutic activities and services that go beyond basic needs and improve the well-being of Casa Kids. Each year, Casa Kids are exposed to extracurricular activities including sports, animal therapy, art class, independent living skills workshops, trips to local museums and various cultural activities providing youth the opportunity to socialize and expand their understanding of the local community.

Expenditures for this grant are outlined below and we enclosed are copies of all receipts. Included in the following pages is Casa de Amparo's online public acknowledgement of this award.

Casa de Amparo's Residential Services	
	Actual Expenditures
Food and Supply Expenses (2/25/19 – 4/12/19)	\$2,339.23
San Marcos Community Foundation Grant Amount	\$2,000.00
Unfunded Amount	(\$339.23)

If you have questions, please contact Amy Oden, Director of Program Development at (760)566-3558 or aoden@casadeamparo.org.

Thank you again for the Foundation's generosity and support.

Sincerely,

Tamara Fleck-Myers, LMFT
Executive Director

Serving all of San Diego County with locations in Oceanside and San Marcos

325 Buena Creek Road, San Marcos, CA 92069

Phone: 760-754-5500 • Fax: 760-566-3569 • www.casadeamparo.org

Casa de Amparo is a 501 (c)(3) nonprofit organization. Federal Tax I.D. #95-3315571



San Marcos Community Foundation,
Please accept our gratitude for the recent
to the Latino Association of Faculty & Staff at
SM for the Lowrider Experience. This is a great
each event to showcase CSUSM to the community
we are excited to host the event again in
September. You are a dedicated partner in our
mission to serve & educate our region. Those
benefit remain most appreciative of all
you do to help advance CSUSM. On behalf
of our entire community, I thank you for your
commitment to transforming lives at CSUSM.

Sincerely, Lt. Jesus A. Flores

Celia Martinez
Celia Martinez
LAFS Secretary


LAFS President

San Marcos Community Foundation 6-Month Report

Organization Name: Just in Time for Foster Youth
Grant Amount: \$1,500
Project Title: College Bound 2019
Grant Period Starting Date: February 19, 2019
Grant Status: Spent

Contact: Rachel Trujillo, Brand, Communications & Marketing Coordinator
Email: development@jitfosteryouth.org
Phone: 619-677-2120
Address: PO Box 601627, San Diego, CA 92160

Objectives Review

Objective: To support our College Bound (CB) initiative for youth residing in San Marcos in FY19 by providing transition age foster youth (ages 18-26) enrolled in college with the tools and resources they need to break the cycle of foster care and achieve their higher education goals.

Action: JIT purchased laptops and printers at a deep discount negotiated through our technology partner, Managed Solution. Software was also donated and installed through Managed Solution, who extended free service for the life of each computer. Additionally, a gift card was purchased through our partnership with Walmart to cover school and dorm supplies for one youth. Please find receipts and invoices included per our grant agreement.


The funds from the San Marcos Community Foundation were used as follows:

- \$1,085.20 went toward Dell Inspiron laptops
- \$141.28 went toward Canon inkjet printers
- \$300.00 went toward a Walmart gift card

Evaluation: The generous grant from the San Marcos Community Foundation supported four transition age foster youth attending Cal State San Marcos. Because of your investment, these participants were provided laptops, printers and other essential tools and supplies needed to succeed in college. This removed a significant financial burden from the youth, allowing them to focus their resources in other areas and reducing their stress levels. Most importantly, your investment provided them with a vital community of support in the form of like-minded peers and volunteers who are personally invested in their success.

As CSUSM College Bound participant Chris shared, "Growing up, I never dreamed that I would be able to attend college. With your help I am now looking forward to following my dreams! Words can't express how grateful I am for you. I am looking forward to the day I will finally be able to graduate with your help!"

Signed:



Don Wells, Executive Director



Dear Just in Time Investors,

Together we did it again!

I am beyond excited for the 75 transition age foster youth who received the resources and connections to launch their college journeys during this year's College Bound event. I'm both grateful and inspired by your continued support and generosity. It takes a community to ensure that JIT youth are encouraged and empowered as they go off to college.

Although I expect College Bound participants will experience the same kinds of obstacles and hardships that other college students do, Just in Time's commitment to stand by their side all the way to graduation could make the difference between failure and success.

As a former College Bound participant, I know firsthand how impactful this commitment is, as one semester Just in Time helped me cover my rent so I wouldn't have to drop out of school.

Thank you from all of us at JIT for making College Bound a reality for the 75 students who will continue to move their dreams forward with your support.

Sincerely yours,

A handwritten signature in black ink that reads 'Allie Castellanos'.

Allie Castellanos
Stewardship & Outreach Specialist



4950 Murphy Canyon Road, San Diego, CA 92123
(858) 279-2740 | finance@jcfsandiego.org | www.jcfsandiego.org

DATE: July 5, 2019

DELIVER TO: Julie Magee, Joseline Cadima, and Finance Division

Email: accounting@san-marcos.net; jmagee@san-marcos.net;
jcadima@san-marcos.net;

FROM: JCF Finance Department

OF PAGES: 3, including cover

SUBJECT: *San Marcos Community Foundation (SANM) and
S.M. Community Found – Now & Forever (SANMA)*

MESSAGE: Fund Activity Reports for June 2019

If you have any questions, please feel free to contact us at finance@jcfsandiego.org.

San Marcos Community Foundation		Beginning Balance:	1,204,938.50
Apply Date	Descr.	Expense/DR	Income/CR
-----	-----	-----	-----
06/30/2019	Interest	0.00	767.32
06/30/2019	Dividends	0.00	40.29
06/30/2019	Realized Gain	0.00	1,492.84
06/30/2019	UnRealized Gain	0.00	24,581.93
06/30/2019	UnRealized Gain	0.00	18,422.21
06/30/2019	Custodial Fee	52.60	0.00
06/30/2019	Consultant Fee	52.31	0.00
06/30/2019	Foundation Fee	458.51	0.00
06/25/2019	San Marcos Community Foundatio	16,500.00	0.00
		-----	-----
		17,063.42	45,304.59
San Marcos Community Foundation		Ending Balance:	1,233,179.67

S.M. Community Found - Now & Forever		Beginning Balance:	4,936.73
Apply Date	Descr.	Expense/DR	Income/CR
06/30/2019	Interest	0.00	5.06
06/30/2019	Dividends	0.00	0.17
06/30/2019	Realized Gain	0.00	0.15
06/30/2019	UnRealized Gain	0.00	208.23
06/30/2019	Custodial Fee	0.25	0.00
06/30/2019	Consultant Fee	0.21	0.00
06/30/2019	Foundation Fee	1.88	0.00
		2.34	213.61
S.M. Community Found - Now & Forever		Ending Balance:	5,148.00

Jewish Community Foundation of San Diego

Asset Allocation & Performance

As of June 30, 2019

	Market Value (\$)	Performance(%)								
		Month	Quarter To Date	Year To Date	Fiscal YTD	1 Year	3 Years	5 Years	Since Inception	Inception Period
Endowment Pool	149,882,214	3.7	2.7	10.8	4.3	4.3	8.3	5.0	5.7	11y
<i>Endowment Pool Policy Index</i>		<i>4.0</i>	<i>2.8</i>	<i>11.4</i>	<i>4.4</i>	<i>4.4</i>	<i>7.9</i>	<i>4.2</i>	<i>5.0</i>	
Long Term Pool	49,373,695	4.3	3.2	12.2	5.8	5.8	8.5	5.0	6.4	16y
<i>Long Term Pool Policy Index</i>		<i>4.3</i>	<i>3.3</i>	<i>12.1</i>	<i>6.1</i>	<i>6.1</i>	<i>7.7</i>	<i>4.7</i>	<i>6.3</i>	
Long Term Index Pool	31,734,321	4.6	3.4	12.5	6.3	6.3	8.3	5.2	5.2	5y
<i>Index Pool Policy Index</i>		<i>4.6</i>	<i>3.4</i>	<i>12.7</i>	<i>6.1</i>	<i>6.1</i>	<i>8.3</i>	<i>5.1</i>	<i>5.1</i>	
Impact Investment Pool	3,567,673	4.7	3.5	12.4	7.3	7.3	--	--	7.0	1y 11m
<i>Impact Investment Pool Policy Index</i>		<i>4.6</i>	<i>3.4</i>	<i>12.7</i>	<i>6.1</i>	<i>6.1</i>	--	--	<i>5.8</i>	
Mid Term Pool	39,312,100	2.4	3.1	8.3	6.9	6.9	4.6	3.3	5.0	16y
<i>Mid Term Pool Policy Index</i>		<i>2.3</i>	<i>3.1</i>	<i>8.3</i>	<i>7.2</i>	<i>7.2</i>	<i>4.2</i>	<i>3.3</i>	<i>5.2</i>	
Short Term Pool	55,555,636	0.3	0.7	1.3	2.3	2.3	1.2	0.9	1.4	16y
<i>Short Term Pool Policy Index</i>		<i>0.2</i>	<i>0.6</i>	<i>1.2</i>	<i>2.3</i>	<i>2.3</i>	<i>1.4</i>	<i>0.9</i>	<i>1.4</i>	
Total Assets	329,425,639									

Asset Allocation vs. Policy Targets

Endowment Pool			
Asset Class	Actual	Target	Over/Under Target
Equity	53.9%	55.0%	-1.1%
Fixed Income	10.5%	10.0%	+0.5%
Real Assets	5.5%	5.0%	+0.5%
Multi-Strategy	30.0%	30.0%	0.0%
Cash	0.0%	0.0%	0.0%

Long Term Pool			
Asset Class	Actual	Target	Over/Under Target
Equity	58.7%	58.5%	+0.2%
Fixed Income	37.8%	38.0%	-0.2%
Real Assets	3.5%	3.5%	0.0%
Multi-Strategy	0.0%	0.0%	0.0%
Cash	0.0%	0.0%	0.0%

Mid Term Pool			
Asset Class	Actual	Target	Over/Under Target
Equity	20.1%	20.0%	+0.1%
Fixed Income	74.9%	75.0%	-0.1%
Real Assets	5.0%	5.0%	0.0%
Cash	0.0%	0.0%	0.0%

Long Term Index Pool			
Asset Class	Actual	Target	Over/Under Target
Equity	65.1%	65.0%	+0.1%
Fixed Income	34.9%	35.0%	-0.1%
Cash	0.0%	0.0%	0.0%

Impact Investment Pool			
Asset Class	Actual	Target	Over/Under Target
US Public Equities	48.5%	40.0%	+8.5%
Int'l Equities	12.7%	10.0%	+2.7%
Israeli Equities	6.2%	5.0%	+1.2%
Private Equity	0.0%	10.0%	-10.0%
Public Debt	23.7%	20.0%	+3.7%
Israeli Debt	5.6%	5.0%	+0.6%
Private Debt	2.8%	10.0%	-7.2%
Cash	0.4%	0.0%	+0.4%

Short Term Pool			
Asset Class	Actual	Target	Over/Under Target
Cash	100.0%	100.0%	0.0%

Jewish Community Foundation of San Diego - Endowment Pool

Asset Allocation & Performance (Net of Fees)

As of June 30, 2019

	Allocation		Performance(%)								
	Market Value (\$)	%	Month	Quarter To Date	Year To Date	1 Year	3 Years	5 Years	7 Years	Since Inception	Inception Period
Total Portfolio	149,882,214	100.0	3.7	2.7	10.8	4.3	8.3	5.0	6.8	5.7	11y
<i>Endowment Pool Policy Index</i>			<i>4.0</i>	<i>2.8</i>	<i>11.4</i>	<i>4.4</i>	<i>7.9</i>	<i>4.2</i>	<i>6.4</i>	<i>5.0</i>	
<i>CPI + 5%</i>			<i>0.4</i>	<i>2.0</i>	<i>4.5</i>	<i>6.7</i>	<i>7.2</i>	<i>6.5</i>	<i>6.7</i>	<i>6.5</i>	
Total Equity	80,823,689	53.9	5.9	3.3	16.0	5.2	11.6	6.9	10.2	6.4	10y 11m
<i>MSCI AC World IMI (Net)</i>			<i>6.4</i>	<i>3.4</i>	<i>16.1</i>	<i>4.6</i>	<i>11.4</i>	<i>6.0</i>	<i>9.9</i>	<i>6.3</i>	
Global Equity	41,571,255	27.7									
Harding Loevner Global Equity (HLMVX)	14,784,367	9.9	6.8	3.7	18.2	2.5	13.4	8.5	10.8	10.8	7y
<i>MSCI AC World Index (Net)</i>			<i>6.5</i>	<i>3.6</i>	<i>16.2</i>	<i>5.7</i>	<i>11.6</i>	<i>6.2</i>	<i>9.9</i>	<i>9.9</i>	
Dodge & Cox Global Stock (DODWX)	13,666,572	9.1	5.7	2.3	12.2	1.5	11.9	4.8	11.0	11.0	7y
<i>MSCI AC World Index Value (Net)</i>			<i>6.2</i>	<i>2.3</i>	<i>12.4</i>	<i>4.3</i>	<i>9.4</i>	<i>3.8</i>	<i>8.2</i>	<i>8.2</i>	
Walter Scott Global Stock (DGLRX)	13,120,316	8.8	7.2	3.8	19.6	13.4	13.9	9.0	11.2	11.2	7y
<i>MSCI AC World Index Growth (Net)</i>			<i>6.9</i>	<i>4.9</i>	<i>20.1</i>	<i>7.2</i>	<i>13.8</i>	<i>8.5</i>	<i>11.5</i>	<i>11.5</i>	
Large Cap Equity	12,293,958	8.2									
Wellington (Vanguard) Dividend Growth (VDIGX)	12,293,958	8.2	5.8	6.3	21.0	19.0	13.8	11.3	13.6	13.6	7y
<i>S&P 500</i>			<i>7.0</i>	<i>4.3</i>	<i>18.5</i>	<i>10.4</i>	<i>14.2</i>	<i>10.7</i>	<i>14.0</i>	<i>14.0</i>	
SMID Cap Equity	3,606,971	2.4									
William Blair (WSMDX)	3,606,971	2.4	6.7	6.3	24.5	9.9	18.4	13.3	16.4	14.6	6y
<i>Russell 2500 Growth Index</i>			<i>7.8</i>	<i>4.1</i>	<i>23.9</i>	<i>6.1</i>	<i>16.1</i>	<i>10.0</i>	<i>14.1</i>	<i>12.5</i>	
<i>Russell 2500 Index</i>			<i>7.1</i>	<i>3.0</i>	<i>19.2</i>	<i>1.8</i>	<i>12.3</i>	<i>7.7</i>	<i>12.5</i>	<i>10.5</i>	
Small Cap Equity	4,048,794	2.7									
Integrity Small-Cap Value (VSVIX)	4,048,794	2.7	6.8	3.0	15.6	-6.8	9.1	4.4	10.6	10.6	7y
<i>Russell 2000 Value Index</i>			<i>6.4</i>	<i>1.4</i>	<i>13.5</i>	<i>-6.2</i>	<i>9.8</i>	<i>5.4</i>	<i>10.3</i>	<i>10.3</i>	
<i>Russell 2000 Index</i>			<i>7.1</i>	<i>2.1</i>	<i>17.0</i>	<i>-3.3</i>	<i>12.3</i>	<i>7.1</i>	<i>11.6</i>	<i>11.6</i>	

Jewish Community Foundation of San Diego - Endowment Pool

Asset Allocation & Performance (Net of Fees)

As of June 30, 2019

	Allocation		Performance(%)								
	Market Value (\$)	%	Month	Quarter To Date	Year To Date	1 Year	3 Years	5 Years	7 Years	Since Inception	Inception Period
International Developed	4,915,220	3.3									
DFA International Small Company (DFISX)	4,915,220	3.3	5.2	2.2	12.3	-7.3	7.8	2.9	8.8	8.8	7y
MSCI EAFE Small Cap (Net)			4.2	1.7	12.5	-6.3	9.1	4.4	9.9	9.9	
Emerging Markets Equity	8,723,542	5.8									
Touchstone Sands Cptl Emerg Mkts (TSEGX)	4,372,318	2.9	6.0	0.0	16.3	-0.3	10.9	4.2	--	11.5	3y 1m
MSCI Emerging Markets (Net)			6.2	0.6	10.6	1.2	10.7	2.5	4.2	11.8	
Wells Fargo Emerging Markets Equity (EQIIX)	4,351,225	2.9	5.8	1.0	9.2	4.9	7.1	1.9	4.5	8.2	3y 1m
MSCI Emerging Markets (Net)			6.2	0.6	10.6	1.2	10.7	2.5	4.2	11.8	
Long/Short Equity	4,751,062	3.2									
Titan Global Equity	4,751,062	3.2	1.8	1.2	4.5	-4.0	3.2	1.6	4.4	4.4	7y
HFRI Equity Hedge (Total) Index			3.2	1.8	9.5	0.5	6.8	3.5	5.7	5.7	
Private Equity	912,888	0.6									
Glouston Capital Partners[CE]	273,245	0.2	0.0	0.0	0.0	5.1	4.2	4.3	8.7	8.7	7y
Vista Equity Partners VII[CE]	402,563	0.3	0.0	0.0	--	--	--	--	--	-2.1	0y 4m
Apollo Investment Fund IX[CE]	191,426	0.1	0.0	0.0	--	--	--	--	--	0.0	0y 3m
Spur Ventures VI[CE]	45,654	0.0	0.0	--	--	--	--	--	--	--	0y
Total Fixed Income	15,796,353	10.5	1.0	2.4	5.0	6.1	2.6	2.1	2.7	4.9	11y
Blmbg. Barc. U.S. Aggregate			1.3	3.1	6.1	7.9	2.3	2.9	2.6	4.1	
WellsCap Core Bond (MBFIX)	5,082,435	3.4	1.3	3.0	6.1	7.6	2.3	2.9	2.8	3.8	1y 7m
Blmbg. Barc. U.S. Aggregate			1.3	3.1	6.1	7.9	2.3	2.9	2.6	4.1	
PIMCO Global Bond (PGBIX)	3,479,385	2.3	0.8	2.1	4.9	4.7	3.1	3.9	4.1	3.7	1y 4m
Blmbg. Barc. Global Aggregate Index (Hedged)			1.4	2.9	6.0	7.8	3.0	3.8	3.7	6.6	
DoubleLine Core Fixed Income (DBLFX)	5,053,063	3.4	1.3	3.0	6.1	7.0	3.1	3.4	3.5	6.5	1y 2m
Blmbg. Barc. U.S. Aggregate			1.3	3.1	6.1	7.9	2.3	2.9	2.6	7.2	
Golub Capital[CE]	2,181,469	1.5	0.0	0.0	0.0	3.1	6.7	--	--	6.7	3y

Jewish Community Foundation of San Diego - Endowment Pool

Asset Allocation & Performance (Net of Fees)

As of June 30, 2019

	Allocation		Performance(%)								
	Market Value (\$)	%	Month	Quarter To Date	Year To Date	1 Year	3 Years	5 Years	7 Years	Since Inception	Inception Period
Total Real Asset	8,253,303	5.5	2.5	1.1	7.2	1.6	5.3	-2.4	-2.9	2.5	10y 2m
<i>Real Assets Custom Benchmark</i>			2.0	0.6	8.6	2.3	2.2	-0.5	0.9	4.3	
Principal Diversified Real Asset (PDRDX)	5,581,902	3.7	3.7	1.5	10.3	0.6	4.1	-0.6	2.4	0.8	4y 6m
<i>Real Assets Custom Benchmark</i>			2.0	0.6	8.6	2.3	2.2	-0.5	0.9	1.3	
Apollo Natural Resources II L.P.[CE]	1,105,704	0.7	0.0	0.0	0.0	3.5	14.6	--	--	14.6	3y
WHI Real Estate Partners IV[CE]	893,895	0.6	0.0	0.0	0.0	6.4	--	--	--	7.4	1y 8m
Brookfield Strategic Real Estate Partners III[CE]	671,801	0.4	0.0	0.0	--	--	--	--	--	0.0	0y 2m
Total Multi-Strategy	45,008,869	30.0	1.0	2.0	4.5	2.6	4.3	3.2	4.4	2.6	11y
<i>HFRI FOF: Conservative Index</i>			1.0	1.7	5.0	2.4	3.9	2.2	3.5	1.3	
Magnitude International Class A[CE]	18,611,088	12.4	0.6	2.4	5.3	3.9	5.0	4.5	4.8	4.8	6y 10m
BlackRock Tempus[CE]	1,548,862	1.0	0.0	0.5	2.7	-0.7	1.0	-0.6	2.3	2.1	6y 10m
HG Vora[CE]	6,335,156	4.2	1.4	2.2	8.1	3.0	10.3	6.8	9.6	5.9	1y 4m
<i>HFRI Event-Driven (Total) Index</i>			1.5	1.4	5.6	1.3	6.4	2.8	5.3	2.0	
Emso Saguaro Fund[CE]	4,038,101	2.7	2.4	2.3	5.1	2.9	3.6	4.1	5.6	-0.4	1y 4m
<i>HFRI Macro: Discretionary Thematic Index</i>			1.5	2.1	4.2	2.3	1.6	0.3	1.0	2.0	
Stone Milliner Macro Fund[CE]	2,666,154	1.8	1.8	1.7	0.3	-0.4	0.5	4.0	5.4	-0.9	1y 4m
<i>HFRI Macro: Discretionary Thematic Index</i>			1.5	2.1	4.2	2.3	1.6	0.3	1.0	2.0	
Davidson Kempner[CE]	3,149,714	2.1	0.7	1.9	4.3	4.2	--	--	--	4.0	1y 3m
<i>HFRI Fund Weighted Composite Index</i>			2.5	1.9	7.4	1.5	5.0	3.0	4.5	1.9	
Capstone[CE]	4,569,146	3.0	0.8	2.3	5.8	6.6	6.0	3.9	3.7	6.6	0y 11m
<i>HFRI RV: Multi-Strategy Index</i>			0.9	1.2	3.8	2.2	4.1	2.9	4.4	1.8	
IPM	4,090,649	2.7	0.9	-0.6	-2.2	-5.9	-0.3	3.5	5.6	-5.7	0y 11m
<i>HFRI Macro: Systematic Diversified Index</i>			3.3	3.7	5.8	3.0	-1.4	1.4	0.7	3.6	
Cash	--	0.0	--	--	--	--	--	--	--	--	22y 10m

- Totals might not sum due to rounding
- Performance for periods longer than one year is annualized
- Inception period starts with the first full month of available performance
- Performance and market value estimates denoted with {CE} (current estimate)

Jewish Community Foundation of San Diego - Endowment Pool

Asset Allocation & Performance (Net of Fees)

As of June 30, 2019

- Private Equity returns are updated on a quarterly basis. MTD and QTD performance will not be available
- The Policy Index consists of 10% Bloomberg Barclays Aggregate Index, 30% HFRI FOF: Conservative Index, 55% MSCI AC World IMI Index and 5% Real Assets Custom Benchmark

Jewish Community Foundation of San Diego - Long Term Pool

Asset Allocation & Performance (Net of Fees)

As of June 30, 2019

	Allocation		Performance(%)								
	Market Value (\$)	%	Month	Quarter To Date	Year To Date	1 Year	3 Years	5 Years	7 Years	Since Inception	Inception Period
Total Portfolio	49,373,695	100.0	4.3	3.2	12.2	5.8	8.5	5.0	6.9	6.4	16y
<i>Long Term Pool Policy Index</i>			4.3	3.3	12.1	6.1	7.7	4.7	6.6	6.3	
<i>CPI + 5%</i>			0.4	2.0	4.5	6.7	7.2	6.5	6.7	7.2	
Total Equity	28,970,921	58.7	6.3	3.6	17.1	6.0	12.5	7.4	10.8	7.6	15y 11m
<i>MSCI AC World IMI (Net)</i>			6.4	3.4	16.1	4.6	11.4	6.0	9.9	8.2	
Global Equity	15,892,016	32.2									
Harding Loevner Global Equity (HLMVX)	5,797,266	11.7	6.8	3.7	18.2	2.5	13.4	8.5	10.8	10.8	7y
<i>MSCI AC World Index (Net)</i>			6.5	3.6	16.2	5.7	11.6	6.2	9.9	9.9	
Dodge & Cox Global Stock (DODWX)	5,051,332	10.2	5.7	2.3	12.2	1.5	11.9	4.8	11.0	11.0	7y
<i>MSCI AC World Index Value (Net)</i>			6.2	2.3	12.4	4.3	9.4	3.8	8.2	8.2	
Walter Scott Global Stock (DGLRX)	5,043,417	10.2	7.2	3.8	19.6	13.4	13.9	9.0	11.2	11.2	7y
<i>MSCI AC World Index Growth (Net)</i>			6.9	4.9	20.1	7.2	13.8	8.5	11.5	11.5	
Large Cap Equity	5,039,024	10.2									
Wellington (Vanguard) Dividend Growth (VDIGX)	5,039,024	10.2	5.8	6.3	21.1	19.1	13.8	11.3	13.6	13.6	7y
<i>S&P 500</i>			7.0	4.3	18.5	10.4	14.2	10.7	14.0	14.0	
SMID Cap Equity	1,493,051	3.0									
William Blair (WSMDX)	1,493,051	3.0	6.7	6.3	24.5	9.9	18.4	13.3	16.4	14.6	6y
<i>Russell 2500 Growth Index</i>			7.8	4.1	23.9	6.1	16.1	10.0	14.1	12.5	
<i>Russell 2500 Index</i>			7.1	3.0	19.2	1.8	12.3	7.7	12.5	10.5	
Small Cap Equity	1,503,422	3.0									
Integrity Small-Cap Value (VSVIX)	1,503,422	3.0	6.8	2.9	15.6	-6.8	9.1	4.4	10.6	10.6	7y
<i>Russell 2000 Value Index</i>			6.4	1.4	13.5	-6.2	9.8	5.4	10.3	10.3	
<i>Russell 2000 Index</i>			7.1	2.1	17.0	-3.3	12.3	7.1	11.6	11.6	
International Developed	2,161,167	4.4									
DFA International Small Company (DFISX)	2,161,167	4.4	5.2	2.2	12.3	-7.3	7.9	3.0	8.8	8.8	7y
<i>MSCI EAFE Small Cap (Net)</i>			4.2	1.7	12.5	-6.3	9.1	4.4	9.9	9.9	

Jewish Community Foundation of San Diego - Long Term Pool

Asset Allocation & Performance (Net of Fees)

As of June 30, 2019

	Allocation		Performance(%)								
	Market Value (\$)	%	Month	Quarter To Date	Year To Date	1 Year	3 Years	5 Years	7 Years	Since Inception	Inception Period
Emerging Markets Equity	2,882,241	5.8									
Touchstone Sands Cptl Emerg Mkts Gr Inst (TSEGX)	1,442,317	2.9	6.0	0.0	16.3	-0.3	10.8	4.2	--	11.5	3y 1m
<i>MSCI Emerging Markets (Net)</i>			6.2	0.6	10.6	1.2	10.7	2.5	4.2	11.8	
Wells Fargo Emerging Equity Markets (EQIIX)	1,439,924	2.9	5.8	1.0	9.2	4.9	7.1	1.9	4.5	8.2	3y 1m
<i>MSCI Emerging Markets (Net)</i>			6.2	0.6	10.6	1.2	10.7	2.5	4.2	11.8	
Total Fixed Income	18,683,554	37.8	1.3	2.6	5.4	6.0	2.9	2.2	2.7	4.8	16y
<i>Blmbg. Barc. U.S. Aggregate</i>			1.3	3.1	6.1	7.9	2.3	2.9	2.6	4.0	
DoubleLine Core Plus Fixed Income (DBLFX)	4,660,096	9.4	1.3	3.0	6.1	7.0	3.1	3.4	3.5	3.0	2y 9m
<i>Blmbg. Barc. U.S. Aggregate</i>			1.3	3.1	6.1	7.9	2.3	2.9	2.6	2.4	
WellsCap Core Bond (MBFIX)	4,664,493	9.4	1.3	3.0	6.1	7.6	2.3	2.9	2.8	3.9	1y 7m
<i>Blmbg. Barc. U.S. Aggregate</i>			1.3	3.1	6.1	7.9	2.3	2.9	2.6	4.1	
PIMCO Global Bond (PGBIX)	3,193,530	6.5	0.8	2.1	4.9	4.7	3.1	3.9	4.1	3.7	1y 4m
<i>Blmbg. Barc. Global Aggregate Index (Hedged)</i>			1.4	2.9	6.0	7.8	3.0	3.8	3.7	6.6	
Blackrock Strategic Income (BSIKX)	5,664,570	11.5	1.7	2.6	5.2	5.1	4.1	2.7	3.6	3.9	2y 9m
<i>Blmbg. Barc. U.S. Aggregate</i>			1.3	3.1	6.1	7.9	2.3	2.9	2.6	2.4	
Israel Bonds	500,864	1.0	0.1	0.1	-0.4	0.3	1.1	1.8	2.1	3.5	15y 6m
Total Real Assets	1,719,219	3.5	3.7	1.5	10.3	0.6	4.1	-3.1	-3.6	2.0	10y 2m
<i>Real Assets Custom Benchmark</i>			2.0	0.6	8.6	2.3	2.2	-0.5	0.9	4.3	
Principal Diversified Real Asset (PDRDX)	1,719,219	3.5	3.7	1.5	10.3	0.6	4.1	-0.6	2.4	0.8	4y 6m
<i>Real Assets Custom Benchmark</i>			2.0	0.6	8.6	2.3	2.2	-0.5	0.9	1.3	
Cash	--	0.0	--	--	--	--	--	--	--	--	22y 10m

- Totals might not sum due to rounding
- Performance for periods longer than one year is annualized
- Inception period starts with the first full month of available performance
- Performance and market value estimates denoted with {CE} (current estimate)
- Private Equity returns are updated on a quarterly basis. MTD and QTD performance will not be available
- The Policy Index consists of 38% Bloomberg Barclays Aggregate Index, 58.5% MSCI AC World IMI Index and 3.5% Real Assets Custom Benchmark

Jewish Community Foundation of San Diego - Long Term Index Pool

Asset Allocation & Performance (Net of Fees)

As of June 30, 2019

	Allocation		Performance(%)								
	Market Value (\$)	%	Month	Quarter To Date	Year To Date	1 Year	3 Years	5 Years	7 Years	Since Inception	Inception Period
Total Portfolio	31,734,321	100.0	4.6	3.4	12.5	6.3	8.3	5.2	--	5.2	5y
<i>Index Pool Policy Index</i>			4.6	3.4	12.7	6.1	8.3	5.1	--	5.1	
<i>CPI +5%</i>			0.4	2.0	4.5	6.7	7.2	6.5	6.7	6.5	
Equity	20,666,242	65.1	6.4	3.5	16.0	5.1	11.6	6.3	--	6.3	5y
<i>MSCI AC World IMI (Net)</i>			6.4	3.4	16.1	4.6	11.4	6.0	9.9	6.0	
Vanguard FTSE All-Wld ex-US (VFWAX)	10,310,415	32.5	5.9	2.9	13.4	1.4	9.2	2.4	6.5	2.4	5y
<i>FTSE All World ex U.S. (Net)</i>			5.9	3.0	13.5	1.3	9.4	2.5	6.7	2.5	
Vanguard Total Stock Market (VTSAX)	10,355,827	32.6	7.0	4.1	18.7	9.0	14.0	10.2	13.8	10.2	5y
<i>CRSP U.S. Total Market TR Index</i>			7.0	4.1	18.7	9.0	14.0	10.2	13.8	10.2	
Fixed Income	11,068,079	34.9	1.2	3.1	6.1	7.9	2.2	3.2	--	3.2	5y
<i>Blmbg. Barc. U.S. Aggregate</i>			1.3	3.1	6.1	7.9	2.3	2.9	2.6	2.9	
Vanguard Total Bond Market (VBTXX)	11,068,079	34.9	1.2	3.1	6.1	7.9	2.2	2.9	2.5	2.9	5y
<i>Blmbg. Barc. U.S. Aggregate</i>			1.3	3.1	6.1	7.9	2.3	2.9	2.6	2.9	
Cash	--	0.0	0.0	0.0	0.0	0.0	0.0	--	--	--	5y

- Totals might not sum due to rounding
- Performance for periods longer than one year is annualized
- Inception period starts with the first full month of available performance
- Performance and market value estimates denoted with {CE} (current estimate)
- Private Equity returns are updated on a quarterly basis. MTD and QTD performance will not be available
- The Policy Index consists of 35% Bloomberg Barclays Aggregate Index and 65% MSCI AC World IMI Index

Jewish Community Foundation of San Diego - Impact Investment Pool

Asset Allocation & Performance (Net of Fees)

As of June 30, 2019

	Allocation		Performance(%)								
	Market Value (\$)	%	Month	Quarter To Date	Year To Date	1 Year	3 Years	5 Years	7 Years	Since Inception	Inception Period
Impact Investment Pool	3,567,673	100.0	4.7	3.5	12.4	7.3	--	--	--	7.0	1y 11m
<i>Impact Investment Pool Policy Index</i>			4.6	3.4	12.7	6.1	--	--	--	5.8	
<i>CPI +5%</i>			0.4	2.0	4.5	6.7	7.2	6.5	6.7	7.5	
Total Equity	2,406,578	67.5	7.0	4.5	17.2	8.2	--	--	--	9.9	1y 11m
<i>MSCI AC World IMI (Net)</i>			6.4	3.4	16.1	4.6	11.4	6.0	9.9	6.6	
US Public Equities	1,731,473	48.5	7.2	4.6	18.1	9.4	--	--	--	11.3	1y 11m
<i>S&P 500</i>			7.0	4.3	18.5	10.4	14.2	10.7	14.0	11.8	
Jewish Advocacy Strategy	1,731,473	48.5	7.2	4.6	18.1	9.4	14.4	10.2	14.0	11.3	1y 11m
<i>S&P 500</i>			7.0	4.3	18.5	10.4	14.2	10.7	14.0	11.8	
International Equities	452,736	12.7	6.0	4.4	13.7	2.0	--	--	--	2.1	1y 11m
<i>MSCI EAFE ESG Leaders Index</i>			6.1	4.8	14.8	2.7	8.9	3.2	8.1	3.0	
Pax MSCI EAFE	452,736	12.7	6.0	4.4	13.7	2.0	7.8	2.0	7.0	2.1	1y 11m
<i>MSCI EAFE ESG Leaders Index</i>			6.1	4.8	14.8	2.7	8.9	3.2	8.1	3.0	
Israeli Equities	222,369	6.2	4.9	2.8	15.7	3.7	--	--	--	4.3	1y 11m
<i>BlueStar Israel Global Index TR Net</i>			4.5	3.0	16.1	5.8	8.8	2.7	--	4.9	
VanEck Bluestar ETF (ISRA)	222,369	6.2	4.9	2.8	15.7	3.7	8.2	2.2	--	4.3	1y 11m
<i>BlueStar Israel Global Index TR Net</i>			4.5	3.0	16.1	5.8	8.8	2.7	--	4.9	
Total Fixed Income	1,147,176	32.2	0.8	1.8	3.7	5.6	--	--	--	2.1	1y 11m
<i>Blmbg. Barc. U.S. Aggregate</i>			1.3	3.1	6.1	7.9	2.3	2.9	2.6	3.6	
Public Debt	847,176	23.7	1.0	2.4	4.8	6.6	--	--	--	2.8	1y 11m
<i>Blmbg. Barc. Intermed. U.S. Government/Credit</i>			1.1	2.6	5.0	6.9	2.0	2.4	2.2	3.0	
Breckenridge	631,378	17.7	1.1	2.5	5.0	7.0	2.0	2.6	2.3	2.9	1y 11m
<i>Blmbg. Barc. Intermed. U.S. Government/Credit</i>			1.1	2.6	5.0	6.9	2.0	2.4	2.2	3.0	
CRA Qualified Investment Institutional (CRANX)	215,797	6.0	0.7	2.3	4.2	6.0	1.7	2.5	2.0	5.9	0y 9m
<i>Blmbg. Barc. Intermed. U.S. Government/Credit</i>			1.1	2.6	5.0	6.9	2.0	2.4	2.2	6.7	

Jewish Community Foundation of San Diego - Impact Investment Pool

Asset Allocation & Performance (Net of Fees)

As of June 30, 2019

	Allocation		Performance(%)								
	Market Value (\$)	%	Month	Quarter To Date	Year To Date	1 Year	3 Years	5 Years	7 Years	Since Inception	Inception Period
Israeli Debt	200,000	5.6	0.2	0.4	0.4	2.7	--	--	--	-0.2	1y 10m
Israel Bonds	200,000	5.6	0.2	0.4	0.4	2.7	--	--	--	-0.2	1y 10m
Private Debt	100,000	2.8	0.0	0.0	--	--	--	--	--	0.0	0y 4m
Mission Driven Finance[CE]	100,000	2.8	0.0	0.0	--	--	--	--	--	0.0	0y 4m
Cash	13,920	0.4	0.0	0.0	0.0	0.0	--	--	--	0.0	1y 9m

- Totals might not sum due to rounding
- Performance for periods longer than one year is annualized
- Inception period starts with the first full month of available performance
- Performance and market value estimates denoted with {CE} (current estimate)
- Private Equity returns are updated on a quarterly basis. MTD and QTD performance will not be available
- The Policy Index consists of 65% MSCI AC World IMI Index and 35% Bloomberg Barclays Aggregate Index

Jewish Community Foundation of San Diego - Mid Term Pool

Asset Allocation & Performance (Net of Fees)

As of June 30, 2019

	Allocation		Performance(%)								
	Market Value (\$)	%	Month	Quarter To Date	Year To Date	1 Year	3 Years	5 Years	7 Years	Since Inception	Inception Period
Total Portfolio	39,312,100	100.0	2.4	3.1	8.3	6.9	4.6	3.3	3.8	5.0	16y
<i>Mid Term Pool Policy Index</i>			2.3	3.1	8.3	7.2	4.2	3.3	3.9	5.2	
Total Equity	7,888,065	20.1	6.2	5.1	18.0	10.0	12.9	8.3	11.0	8.1	15y 11m
<i>MSCI AC World IMI (Net)</i>			6.4	3.4	16.1	4.6	11.4	6.0	9.9	8.2	
Global Equity	4,733,849	12.0									
Harding Loevner Global Equity (HLMVX)	2,770,827	7.0	6.8	3.7	18.2	2.5	13.4	8.5	10.8	10.5	6y 10m
<i>MSCI AC World Index (Net)</i>			6.5	3.6	16.2	5.7	11.6	6.2	9.9	9.6	
Tweedy Browne Worldwide High Dividend (TBHDX)	1,963,022	5.0	6.1	5.1	13.1	7.1	10.6	3.3	7.1	6.6	6y 10m
<i>MSCI World Value (Net)</i>			6.3	2.5	12.9	4.2	9.3	4.1	9.0	8.7	
<i>MSCI World (Net)</i>			6.6	4.0	17.0	6.3	11.8	6.6	10.6	10.3	
Large Cap Equity	3,154,215	8.0									
Wellington (Vanguard) Dividend Growth (VDIGX)	3,154,215	8.0	5.8	6.3	21.1	19.0	13.8	11.3	13.6	13.5	6y 10m
<i>S&P 500</i>			7.0	4.3	18.5	10.4	14.2	10.7	14.0	13.7	
Total Fixed Income	29,461,907	74.9	1.3	2.7	5.7	6.4	2.4	2.3	2.4	4.4	16y
<i>Blmbg. Barc. U.S. Aggregate</i>			1.3	3.1	6.1	7.9	2.3	2.9	2.6	4.0	
Baird Aggregate Bond (BAGIX)	7,352,262	18.7	1.3	3.2	6.6	8.2	2.7	3.3	3.4	3.6	3y 4m
<i>Blmbg. Barc. U.S. Aggregate</i>			1.3	3.1	6.1	7.9	2.3	2.9	2.6	3.0	
WellsCap Core Bond (MBFIX)	7,369,989	18.7	1.3	3.0	6.1	7.6	2.3	2.9	2.8	3.9	1y 7m
<i>Blmbg. Barc. U.S. Aggregate</i>			1.3	3.1	6.1	7.9	2.3	2.9	2.6	4.1	
PIMCO Global Bond (PGBIX)	5,885,752	15.0	0.9	2.1	4.9	4.7	3.1	3.9	4.1	3.7	1y 4m
<i>Blmbg. Barc. Global Aggregate Index (Hedged)</i>			1.4	2.9	6.0	7.8	3.0	3.8	3.7	6.6	
BlackRock Strategic Income (BSIKX)	8,853,904	22.5	1.7	2.6	5.2	5.1	4.1	2.7	3.6	4.0	1y 2m
<i>Blmbg. Barc. U.S. Aggregate</i>			1.3	3.1	6.1	7.9	2.3	2.9	2.6	7.2	
Total Real Assets	1,962,129	5.0	3.7	1.5	10.3	0.6	4.1	-3.1	--	-4.7	6y 10m
<i>Real Assets Custom Benchmark</i>			2.0	0.6	8.6	2.3	2.2	-0.5	0.9	0.3	
Principal Diversified Real Asset (PDRDX)	1,962,129	5.0	3.7	1.5	10.3	0.6	4.1	-0.6	2.4	0.8	4y 6m
<i>Real Assets Custom Benchmark</i>			2.0	0.6	8.6	2.3	2.2	-0.5	0.9	1.3	
Cash	--	0.0	0.0	0.0	0.0	0.0	0.1	0.0	-0.1	0.0	15y 1m

Jewish Community Foundation of San Diego - Mid Term Pool

Asset Allocation & Performance (Net of Fees)

As of June 30, 2019

- Totals might not sum due to rounding
- Performance for periods longer than one year is annualized
- Inception period starts with the first full month of available performance
- Performance and market value estimates denoted with {CE} (current estimate)
- Private Equity returns are updated on a quarterly basis. MTD and QTD performance will not be available
- The Policy Index consists of 75% Bloomberg Barclays Aggregate Index, 20% MSCI AC World IMI Index and 5% Real Assets Custom Benchmark

Jewish Community Foundation of San Diego - Short Term Pool

Asset Allocation & Performance (Net of Fees)

As of June 30, 2019

	Allocation		Performance(%)								
	Market Value (\$)	%	Month	Quarter To Date	Year To Date	1 Year	3 Years	5 Years	7 Years	Since Inception	Inception Period
Total Portfolio	55,555,636	100.0	0.3	0.7	1.3	2.3	1.2	0.9	0.7	1.4	16y
<i>Short Term Pool Policy Index</i>			<i>0.2</i>	<i>0.6</i>	<i>1.2</i>	<i>2.3</i>	<i>1.4</i>	<i>0.9</i>	<i>0.6</i>	<i>1.4</i>	
Dreyfus Treasury & Agency Cash Mgmt. (DTRXX)	29,645,158	53.4									
Dreyfus Treasury & Agency Cash Mgmt. (DTRXX)	29,645,158	53.4	0.2	0.6	1.1	2.1	1.2	0.7	0.5	1.3	16y
UBS Cash Equivalents	1,728,757	3.1									
UBS Cash Equivalents	1,728,757	3.1	0.2	0.5	0.9	1.4	0.8	0.5	--	0.4	5y 9m
UBS Short-Term Investments	24,181,722	43.5									
UBS Short-Term Investments	24,181,722	43.5	0.3	0.8	1.6	2.5	1.3	1.0	0.9	0.9	10y 5m

- **Estimated Yield as of 6/30/19: 2.14%.**

- Totals might not sum due to rounding
- Performance for periods longer than one year is annualized
- Inception period starts with the first full month of available performance
- Performance and market value estimates denoted with {CE} (current estimate)
- Private Equity returns are updated on a quarterly basis. MTD and QTD performance will not be available
- The Policy Index consists of 100% BofA Merrill Lynch US 3 Month T-Bill Index

Disclosures

This report contains confidential and proprietary information and is intended for the exclusive use of the parties to whom it is provided. Facts and information provided in this report are believed to be accurate at the time of preparation. However, certain information in this report has been provided to Mercer Investments LLC (“Mercer”) by third parties. Although we believe the third-party sources used to prepare this information are reliable, Mercer shall not be liable for any errors or as to the accuracy of the information and takes no responsibility to update this information.

This performance report is not a custodial statement or statement of record. You should receive custodial statements or other statement(s) of record directly from your custodian or applicable managers.

Performance returns for period longer than one year are annualized. Returns are shown net of investment manager fees assessed by third party managers or funds, as applicable, unless otherwise denoted and generally include the effect of all cash flows (e.g., earnings, distributions). In addition, accounts may incur other transactions costs such as brokerage commissions, custodial costs and other expenses which are not denoted in this report and may not be reflected in the performance returns. Mutual fund returns assume reinvestment of all distributions at net asset value (NAV) and deduction of fund expenses. Report totals may not sum due to rounding. It is important to note that performance results do not reflect the deduction of any investment advisory fees you pay to Mercer, therefore, performance results would be reduced by these investment advisory fees. Note, however, certain client reports may reflect the deduction of Mercer’s investment advisory fee. Information about Mercer’s investment advisory fees is available in the firm’s Form ADV Part 2A, available upon request.

Generally, the client inception period represents the first full month of performance of the account. Any returns shown prior to the client inception period are obtained directly from the manager or based upon the performance of the investment product. Performance data prior to the consulting relationship with Mercer may be sourced from prior consultant(s), if applicable.

When administrator valuations for the last month of the reported period are not available prior to report production, Mercer may derive market values and performance based on manager provided estimates for that investment product. Alternatively, Mercer may use carry forward market values from the prior month. Performance and market values are updated if/when the statement is received from the manager/administrator and may be different than the values in the initial report. Performance and market value estimates are denoted with [CE] (current estimate). Private equity holding results typically lag by 45 to 180 days after the report period end due to statement availability, therefore may not be included in the report.

Disclosures

In the course of Mercer's performance reconciliation process, Mercer may uncover significant pricing differences between your investment managers and the values of the custodian on a security by security basis and may adjust the custodian valuation, if the manager's price is closer to a third party pricing source (FactSet, Bloomberg, Bondedge). If a third party price is unavailable, Mercer uses the more conservative price. For other identified valuation errors, Mercer alerts the custodian about any issues and will report as representative a market value for the portfolio as possible. You should carefully review your custodial statements or other statement(s) of record from the manager and report any discrepancies to your qualified custodian or applicable manager.

This disclosure is intended to capture and explain Mercer's process for performance reporting. Due to specific client requests, accommodations or other circumstances, the actual process may vary from this description.

Past performance is no indication of future results. This document may include certain forward-looking statement or opinions that are based on current estimates and forecasts. Actual results could differ materially. Investing in securities products involves risk, including possible loss of principal. You should carefully review and consider the applicable prospectus or other offering documents prior to making any investment. Mercer Investments LLC is an investment adviser registered with the U.S. Securities and Exchange Commission. This report is not to be reproduced, redistributed or retransmitted in any form without prior expressed written consent from Mercer. ©2019 Mercer Investments LLC. All rights reserved.

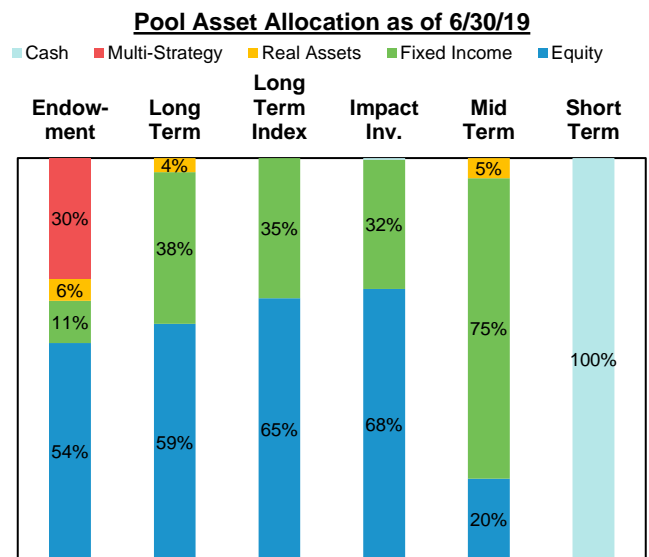
Investment management and advisory services for U.S. clients are provided by Mercer Investments LLC (Mercer Investments). Mercer Investments is a federally registered investment adviser under the Investment Advisers Act of 1940, as amended. Registration as an investment adviser does not imply a certain level of skill or training. The oral and written communications of an adviser provide you with information about which you determine to hire or retain an adviser. Mercer Investments' Form ADV Part 2A & 2B can be obtained by written request directed to: Compliance Department, Mercer Investments, 701 Market Street, Suite 1100, St. Louis, MO 63101.

Market Update

- **Global equity markets performed well in the quarter** as investors priced in easier monetary policy (lower interest rates) and hopes of progress in trade talks. U.S. equities led in the quarter, with the S&P 500 Index up 4%. Emerging markets equities lagged developed markets as trade uncertainty persisted. From a style perspective, growth stocks generally outperformed value stocks in the quarter, especially in the U.S.
- **Fixed Income markets performed well in the quarter as rates fell and spreads narrowed.** Interest rates declined as the Fed's guidance became more dovish (biased toward lowering rates).
- **Real Assets lagged the broader market in the quarter.** The dollar index declined nearly -2% in June across major global currencies as traders priced in declines of U.S. interest rates. Commodity and oil prices declined, while public infrastructure performed well.

Pool Asset Allocation & Performance Summary

- **Endowment Pool: Up 2.7% in the quarter**
The pool's equity allocation, specifically U.S. Equities, drove performance in the quarter.
- **Long Term Pool: Up 3.2% in the quarter**
The pool's large allocation to equities, 59%, drove performance in the quarter as equities performed well.
- **Long Term Index Pool: Up 3.4% in the quarter**
The pool's performance finished in positive territory, performing in-line with its benchmark.
- **Impact Investment Pool: Up 3.5% in the quarter**
The pool's substantial allocation to U.S. equities led to strong performance in the quarter, since the U.S. outperformed most other countries' equities markets.
- **Mid Term Pool: Up 3.1% in the quarter**
The pool's large allocation to fixed income held back performance relative to pools with higher equity allocations. Stock selection of active equity managers was strong, and helped to result in performance similar to other pools.



Performance Detail

JCFSD Pool:	Past 3 Months	Cal. YTD	Fiscal YTD	1 Year	3 Years*	5 Years*	Since Inception*	Incep.
Endowment	2.7	10.8	4.3	4.3	8.3	5.0	5.7	7/2008
Policy Index	2.8	11.4	4.4	4.4	7.9	4.2	5.0	
Long Term	3.2	12.2	5.8	5.8	8.5	5.0	6.4	7/2003
Policy Index	3.3	12.1	6.1	6.1	7.7	4.7	6.3	
Long Term Index	3.4	12.5	6.3	6.3	8.3	5.2	5.2	7/2014
Policy Index	3.4	12.7	6.1	6.1	8.3	5.1	5.1	
Impact Investment	3.5	12.4	7.3	7.3	--	--	7.0	7/2017
Policy Index	3.4	12.7	6.1	6.1	--	--	5.8	
Mid Term	3.1	8.3	6.9	6.9	4.6	3.3	5.0	7/2003
Policy Index	3.1	8.3	7.2	7.2	4.2	3.3	5.2	
Short Term	0.7	1.3	2.3	2.3	1.2	0.9	1.4	7/2003
Policy Index	0.6	1.2	2.3	2.3	1.4	0.9	1.4	
Other Market Indices:								
S&P 500 (US Stocks)	4.3	18.5	10.4	10.4	14.2	10.7	--	--
Blm. Bar. Agg. (US Bonds)	3.1	6.1	7.9	7.9	2.3	2.9	--	--

All performance is net of (after) investment management fees. *Annualized for periods longer than one year.

Please access your fund on our website in approximately two weeks to find additional performance, analysis and commentary which includes pool performance compared to benchmarks and rankings compared to other endowments and foundations.

Appendix

ASSET CLASS DEFINITIONS

- **Equities** are stock investments in companies around the world: U.S. and non-U.S. The Foundation uses a wide variety of vehicles and structures, including separate accounts, mutual funds, commingled funds, and limited partnerships.
- **Fixed Income** are bond investments primarily in the U.S., but also outside the U.S. The Foundation uses a wide variety of vehicles and structures to gain exposure to fixed income, including separate accounts, mutual funds, commingled funds and limited partnerships. There are a wide variety of fixed income securities used, including U.S. Treasury and Agency bonds, other sovereign nation bonds, corporate bonds, mortgage-backed securities, and asset-backed securities.
- **Real Assets** are a wide variety of property, buildings and developments, timber, or commodities, which may be gained through mutual funds, commingled funds, and private partnerships. The goal of the Foundation's modest allocation to Real Assets is to provide a potential hedge against unexpectedly high inflation.
- **Multi-Strategy Investments** are investment strategies that allocate across traditional and alternative investments. These investments generally are not tied to market benchmarks, and the goal of these investments is a positive return over the medium term regardless of the performance of broad equity and fixed income markets.
- **Cash** can include cash investments, money market securities, certificates of deposit and short-term U.S. Treasuries.

INVESTMENT OBJECTIVES

- **Endowment Pool**
Designed for donors and nonprofits with very long-term investment horizons (20+ years) and a modest, fixed annual spending rate. The Endowment Pool is managed consistent with endowment best practices, and includes both Real Assets and Multi-Strategy investments (both defined above).
- **Long Term Pool**
Designed for donors and nonprofits with long-term investment horizons (7+ years) and a modest, fixed, annual spending objective. The risk and return profile is designed to be similar to that of the Endowment Pool, although the Long Term Pool will remain liquid and does not include an allocation to Multi-Strategy investments.
- **Long Term Index Pool**
Designed for donors and nonprofits with long-term investment horizons (7+ years) and a desire for a 100% passive (index fund) investment approach. The risk and return profile is designed to be similar to the Long Term and Endowment Pools. The Long Term Index Pool will not include an allocation to Real Assets.
- **Impact Investment Pool**
Designed for donors and nonprofits with long-term investment horizons (7+ years) and a modest, fixed, annual spending objective. The risk and return profile is designed to be similar to that of the Long Term Pool, but will include investment strategies that have an identifiable beneficial impact toward the Foundation's mission. Some of these impact-oriented investments may be illiquid and therefore an investment in this pool requires a long-term investment time horizon.
- **Mid Term Pool**
Designed for donors and nonprofits with medium-term investment horizons (3-7 years). The Mid Term Pool is designed to be moderately conservative and emphasize shorter-term income over longer-term growth. The Mid Term Pool will not include an allocation to Multi-Strategy investments.
- **Short Term Pool**
This cash-equivalent pool is designed for donors or nonprofits that wish to make grants immediately or that cannot sustain any loss of principal over any time horizon.

Note *If you would like to recommend a change to the investment of a Donor Advised Fund, please write to us at Finance@jcfsandiego.org or call us at (858) 279-2740.*

SMCF Resolution No 2019-XX

**A RESOLUTION OF THE SAN MARCOS COMMUNITY FOUNDATION
TO EXTEND POLICY NO. 2004-07 ESTABLISHING A PROCEDURE TO FILL THE
POSITIONS OF CHIEF FINANCIAL OFFICER (TREASURER) AND SECRETARY**

WHEREAS, the Bylaws of the San Marcos Community Foundation, ARTICLE 5. POWERS OF DIRECTORS, indicates that the Board of Directors shall have the power to appoint all the corporation's officers; and

WHEREAS, the Bylaws of the San Marcos Community Foundation, ARTICLE 8. OFFICERS, indicates that the officers of the corporation shall be a President, Secretary, and a Chief Financial Officer; and

WHEREAS, the Board of Directors previously established Policy No. 2004-07 to formalize how these positions are filled; and

WHEREAS, the Bylaws of the San Marcos Community Foundation, ARTICLE 8.1 state the corporation may also have, at the Board's discretion, one or more vice-presidents; and

WHEREAS, the corporation's officers were not appointed in the Spring Quarter of 2019; and

WHEREAS, the corporation's officers were appointed in the Summer Quarter of 2019; and

NOW, THEREFORE, BE IT RESOLVED, that the Board of Directors of the San Marcos Community Foundation does hereby approve that **NAME** shall serve as the Foundation's President, that **NAME** shall serve as the Foundation's Vice President, that the City of San Marcos Finance Director shall serve as the Foundation's Chief Financial Officer (Treasurer) and that the Program Manager in the City Manager's Office shall function as the Foundation's Secretary until the Spring Quarter meeting in May 2020, at which time there will be an election of officers.

PASSED, APPROVED, AND ADOPTED by the San Marcos Community Foundation Board of Directors, at a regular meeting thereof, this 27th day of August, 2019, by the following roll call vote:

AYES: BOARD MEMBERS: BANKS, BLANKENSHIP-WILLIAMS, BURTON, GENDEL, LUKOFF
VANMIDDLESWORTH, WILSON

NOES: BOARD MEMBERS:

ABSENT: BOARD MEMBERS:

APPROVED:

Colleen Lukoff, President

ATTEST:

Julie Magee, Secretary

I certify that the foregoing Resolution was duly adopted by the San Marcos Community Foundation Board of Directors on August 27 2019.

Dated:

Julie Magee, Recording Secretary

Summer Quarter FY 2019-2020: Funding Recommendation Worksheet

Asset Balance on 6/30/2019:	\$1,233,180
Total Available for Distribution for FY 2019-20:	\$47,827-\$60,159
Total FY19-20 Distributions Year to Date:	\$1,500.00
Total Funds Available for Quarter if Awarding Grants at 4% of Assets:	\$10,832
Total Funds Available for Quarter if Awarding Grants at 5% of Assets:	\$13,914

Name	Requested Amount	Type	Name of Project	Summary of Project	GFC Funding Recommendation
St. Petka Serbian Orthodox Church	\$1,500.00	Mini	Soccer Field Repair	Establish soccer courses for parish children who come mainly from recent immigrant families from the former Yugoslavia.	TBD
San Marcos Prevention Coalition*	\$4,840.00	Regular	San Marcos Prevention Coalition Youth Group	Provide funds for Youth Coalition Director and 7 youth to participate in San Diego County Office of Education Spring Jam Leadership Development Camp. Serves 10,000 residents.	\$1,000.00
North County LGBTQ Resource Center	\$10,000.00	Regular	Project Youth	Provide funds to support The Center's Youth activities including mental health services, the Leadership Summit Project, and Certified LGBTQ Competency Training for educators, youth organizations and first responders. Will serve 2,885 residents.	\$4,000.00
San Diego Green Building Council (SDGBC)	\$9,000.00	Regular	Water Conservation Training	Provide training and education centered around water conservation to 20 City staff and 15 San Marcos community members to address City's Climate Action Plan. Will serve 15 residents.	\$0.00
San Diego Children's Discovery Museum	\$10,000.00	Regular	Educational Mobile Children's Museum Workshops and Exhibits for Low-Income Children in San Marcos	Provide supplemental education workshops to Title-I and low-income schools in the San Marcos Unified School District (SMUSD) through the Mobile Children's Museum. Will serve approximately 1,050 San Marcos children.	\$3,000.00
Interfaith Community Services*	\$10,000.00	Regular	North County Senior Connections	Provide funds to support the North County Senior Connections program which provide low-income seniors with hot, affordable meals, socialization, referrals for health care and other services. Will serve 401 seniors.	\$1,000.00


The Elizabeth Hospice*	\$10,000.00	Regular	Grief Support Services	Provide grief support services which include counseling, educational workshops, outreach programs, community events, and specialized programs for children and families. Will serve 251 residents.	\$3,000.00
Solutions for Change*	\$10,000.00	Regular	Solutions for Change	Provide parents and children a safe, stable, sober living environment and provide extensive support services for successful transition to self-sufficiency. Will serve 20 residents.	\$1,500.00
Total Grants Requested:	\$65,340.00			Total Amount Recommended:	\$13,500.00

Date: 8/27/2019

*Previously funded by SMCF

SAN MARCOS COMMUNITY FOUNDATION

Grant Cover Page



(Choose one) MINI-GRANT (Choose one) REGULAR GRANT

Project Name: SOCCER FIELD REPAIR Date Submitted: JUNE 29, 2019	Total # of people served: 400 Total # of San Marcos residents served: 400+	Amount Requested: \$1,500
Non-Profit Organization Name and Address, Website ST PETKA SERBIAN ORTHODOX CHURCH 1854 KNOB HILL ROAD SAN MARCOS, CA 92069 www.stpetkachurch.com		Contact Person – Name, Title & Phone, email! TATIANA KATANIC FUNDRAISER COORDINATOR 404-324-9099 tkatanic@me.com
<p><u>Briefly</u> describe your request for funds (to be expanded upon in narrative for regular grant):</p> <p>We are respectfully requesting funds to repair our existing soccer field, which has been used as a teaching facility for our parish children in the past, while also being available for (scheduled) public use free of charge. We have let many local soccer teams and clubs use our field for 8 years, but recently had to halt its use due to damage on both goal nets and the backstop nets.</p> <p>Primarily we would like to reestablish soccer courses for our parish children, who come mainly from recent immigrant families from the former Yugoslavia, present-day Serbia. Most of these families are two-parent earners and private soccer lessons are often out of their financial reach. We have a church member who is willing and qualified to train children (ages 5-18), provided we update the field facilities.</p> <p>We have volunteers who can do all the install and repairs, free of charge. Once the repairs are made, we would immediately start the training courses and reopen the field to the public.</p> <p>Repairs/Parts needed include:</p> <p>Replacement Soccer Goal Netting: 24 x 8 [2.5mm] Soccer Goal Nets - Senior Full Size (2 @ \$50): \$100</p> <p>Soccer Backstop Nets to protect surrounding houses from stray balls: 11.5' x 21.5' Kwik Goal Kwik Flex Backstop Net: (2 @ \$700 each): \$1400</p> <p>Total Funding Requested: \$1500</p>		

Briefly describe the significance of your request to the San Marcos community:

Our church was established in 1961 and has been very active in the greater San Marcos community since its inception. Over time we expanded our property and many consider the church and grounds to be a beautiful, Byzantine style addition to the local, natural landscape. We open the use of our social hall to local community groups, such as Rady's Children's Hospital, St. Katherine's College, and others, at no charge on a regular basis. We have a proven track record of accommodating other non profit groups and donating back to needy causes.

In that vein, as stated above, once the field is repaired we can then offer it to local soccer teams and clubs to use for extra training of their teams. We are proud to be good neighbors and strive to make everyone who enters our grounds feel welcome and respected.

Please attach the following items.

Both Mini-Grant & Regular:

1. Budget for request (use SMCF Budget Worksheet)
2. Annual Operating budget for the organization or unit
3. Federal & State Tax ID numbers
4. Board of Directors listing with affiliations

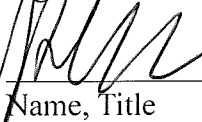
5. Regular Grants Only:

- a. 1-2 page narrative
- b. First 2 pages of Federal 990
- c. Most recent year-end Statement or Audit including any management letters associated with Audit.
- d. Signature of President or Authorized Officer on Application
- e. Optional: letters of support

Expected date project will begin/end: September 1, 2019

Date by which funds will be expended: September 30, 2019

Signature of President or Authorized Officer

 Parish Priest 7/2/19
Name, Title Date

Submit Via Mail, In Person or Via Email to:

San Marcos Community Foundation

c/o City of San Marcos

1 Civic Center Drive

San Marcos, CA 92069

Email (PDF Format): jimagee@san-marcos.net



Department of the Treasury
Internal Revenue Service
Ogden, UT 84201

In reply refer to: 0438196031
Mar 20, 2018 LTR 147C
95-3802229

ST PETKA SERBIAN ORTHODOX CHURCH
1854 KNOB HILL RD
SAN MARCOS CA 92069-3302 547

Taxpayer Identification Number: 95-3802229

Form(s):

Dear Taxpayer:

Thank you for your telephone inquiry of March 20th, 2018.

Your Employer Identification Number (EIN) is 95-3802229. Please keep this letter in your permanent records. Enter your name and your EIN on all business federal tax forms and on related correspondence.

If you have any questions regarding this letter, please call our Customer Service Department at 1-800-829-0115 between the hours of 7:00 AM and 7:00 PM. If you prefer, you may write to us at the address shown at the top of the first page of this letter. When you write, please include a telephone number where you may be reached and the best time to call.

Sincerely,

/S/ Miss Martinez
1002893542
Customer Service Representative

2:59 PM
12/11/18
Cash Basis

Saint Petka
Balance Sheet
As of November 30, 2018

	<u>Nov 30, 18</u>
ASSETS	
Current Assets	
Checking/Savings	
General Acct CB&T 5275	18,196.83
Building Acct CB&T 6081	47,358.74
Memorial Acct CB&T 4451	100,095.94
Total Checking/Savings	<u>165,651.51</u>
Total Current Assets	<u>165,651.51</u>
TOTAL ASSETS	<u>165,651.51</u>
LIABILITIES & EQUITY	
Equity	
Opening Balance Equity	186,312.46
Net Income	-20,660.95
Total Equity	<u>165,651.51</u>
TOTAL LIABILITIES & EQUITY	<u>165,651.51</u>

2:58 PM

12/11/18

Cash Basis

Saint Petka
Profit & Loss by Class
 January through November 2018

	Building Acct	General Acct	Memorial Acct	TOTAL
Ordinary Income/Expense				
Income				
Candles	0.00	14,222.14	0.00	14,222.14
Trays	0.00	9,995.00	0.00	9,995.00
Lunch Income	0.00	6,619.00	560.00	7,179.00
Bar Income	0.00	8,770.00	0.00	8,770.00
Donation Income	3,242.65	18,506.81	10,852.46	32,601.92
Serb Fest	38,077.00	38,474.00	0.00	76,551.00
Slava Income	0.00	11,128.00	0.00	11,128.00
Slava Donation Income	0.00	4,035.00	0.00	4,035.00
Event Income	0.00	31,187.00	0.00	31,187.00
Hall Rental Income	0.00	76,461.02	0.00	76,461.02
Fundraising Income	0.00	0.00	0.00	0.00
Membership Income	0.00	6,600.00	0.00	6,600.00
Total Income	41,319.65	225,997.97	11,412.46	278,730.08
Expense				
Advertising and Promotion	0.00	3,117.99	0.00	3,117.99
Appliances and Equipment	0.00	1,612.31	0.00	1,612.31
Bank Service Charges	51.15	101.45	0.00	152.60
Building and Property Security	0.00	11,750.00	0.00	11,750.00
Candle Expense	0.00	6,602.75	0.00	6,602.75
Charitable Contributions	0.00	825.00	0.00	825.00
Computer and Internet Expenses	0.00	149.00	0.00	149.00
Conferences and Meetings	0.00	733.92	0.00	733.92
Event Expense	0.00	12,071.24	0.00	12,071.24
Gifts	0.00	400.00	0.00	400.00
Insurance Expense				
Property Insurance	0.00	7,076.25	0.00	7,076.25
Health Insurance	0.00	198.96	0.00	198.96
Life Insurance	0.00	168.71	0.00	168.71
Total Insurance Expense	0.00	7,443.92	0.00	7,443.92
Janitorial Expense	0.00	16,162.15	0.00	16,162.15
Membership Dues	0.00	12,399.08	0.00	12,399.08
Merchant Fee	0.00	5,755.52	0.00	5,755.52
Office Supplies	0.00	290.92	0.00	290.92
Postage and Delivery	0.00	500.00	0.00	500.00
Printing and Reproduction	0.00	-25.24	0.00	-25.24
Professional Fees	0.00	565.00	0.00	565.00
Property Taxes	0.00	24,713.99	0.00	24,713.99
Repairs and Maintenance	44,000.00	14,733.04	0.00	58,733.04
Reverend	0.00	38,118.64	0.00	38,118.64
Reverend Supplies	0.00	1,262.56	0.00	1,262.56
Serb Fest Expenses	0.00	35,141.71	0.00	35,141.71
SM Chamber of Commerce Dues	0.00	400.00	0.00	400.00
Supplies	1,577.00	16,406.22	0.00	17,983.22
Taxes	0.00	6,912.99	0.00	6,912.99
Telephone Expense	0.00	2,782.13	0.00	2,782.13
Utilities				
Water	0.00	9,696.44	0.00	9,696.44
Television	0.00	1,917.21	0.00	1,917.21
Electricity	0.00	18,328.04	0.00	18,328.04
Disposal	0.00	2,914.92	0.00	2,914.92
Total Utilities	0.00	32,856.61	0.00	32,856.61
Total Expense	45,628.15	253,782.90	0.00	299,411.05
Net Ordinary Income	-4,308.50	-27,784.93	11,412.46	-20,680.97
Other Income/Expense				
Other Income				
Interest Income	0.00	0.00	20.02	20.02
Total Other Income	0.00	0.00	20.02	20.02

2:58 PM
12/11/18
Cash Basis

Saint Petka
Profit & Loss by Class
January through November 2018

	Building Acct	General Acct	Memorial Acct	TOTAL
Net Other Income	0.00	0.00	20.02	20.02
Net Income	-4,308.50	-27,784.93	11,432.48	-20,660.95

SMCF Resolution No 2019-XX

**A RESOLUTION OF THE SAN MARCOS COMMUNITY FOUNDATION
BOARD OF DIRECTORS AUTHORIZING THE AWARD OF GRANT
MONIES TO CERTAIN NON-PROFIT ORGANIZATION APPLICANTS**

-- SUMMER QUARTER 2019--

WHEREAS, the San Marcos Community Foundation Board of Directors is authorized, pursuant to its adopted articles and bylaws, to entertain proposals for non-profit activities from qualified public and charitable groups; and

WHEREAS, a total of six (6) proposals were received by the Foundation prior to the submittal deadline established for the 2019 Summer quarter; and

WHEREAS, the Board of Directors did, at its quarterly meeting on August 27, 2019, consider such proposals and oral arguments pertaining to such proposals in a public meeting duly advertised and held in the manner required by law.

NOW, THEREFORE, BE IT RESOLVED, that the San Marcos Community Foundation Board of Directors does hereby authorize funding of the following grant proposals in the amounts specified:

<u>REQUESTING ORGANIZATION</u>	<u>GRANT AWARD</u>
San Marcos Prevention Coalition	\$ 1,000.00
North County LGBTQ Resource Center	\$ 4,000.00
San Diego Children's Discovery Museum (Escondido)	\$ 3,000.00
Interfaith Community Services/North County Senior Connections	\$ 1,000.00
The Elizabeth Hospice	\$ 3,000.00
Solutions for Change	<u>\$ 1,500.00</u>
Total Summer Quarter 2019	\$13,500.00

BE IT FURTHER RESOLVED, that actual award of the above grants shall be contingent upon satisfactory compliance with all preconditions to funding specified.

BE IT FURTHER RESOLVED, that the Board's decision is based upon its determination that the above-referenced requests meet applicable legal requirements for funding as a non-profit activity and conform to Foundation policies pertaining to grant awards.

PASSED, APPROVED AND ADOPTED by the San Marcos Community Foundation Board of Directors, at a regular meeting thereof, this 27th day of August, 2019, by the following roll call vote:

AYES: BOARD MEMBERS: BANKS, BLANKENSHIP-WILLIAMS, BURTON, GENDEL, LUKOFF
VANMIDDLESWORTH, WILSON

NOES: BOARD MEMBERS:

ABSENT: BOARD MEMBERS:

Colleen Lukoff, Board President

ATTEST:

Julie Magee, Secretary

MINUTES

REGULAR MEETING OF THE SAN MARCOS COMMUNITY FOUNDATION BOARD

Tuesday, May 21, 2019 – 6:00 PM

San Marcos Conference Room – 2nd Floor

CALL TO ORDER: Board President Lukoff called the meeting to order at 6:02 p.m.

ROLL CALL:

PRESENT: BOARD MEMBERS: BANKS*, BLANKENSHIP-WILLIAMS, BURTON,
GENDEL, LUKOFF, VANMIDDLESWORTH, WILSON
ABSENT: BOARD MEMBERS: NONE

*Board member Banks arrived at 6:04p.m.

ALSO PRESENT: Board Secretary Julie Magee and Office Specialist II Joseline Cadima

NEW BUSINESS

1. PRESIDENT'S REPORT

- Board President Lukoff thanked board members for attending the City Council meeting held on May 14, 2019 to recognize Doc Burton's years of service; welcomed Carol Gendel, the newest member of the San Marcos Community Foundation.
- Provided update on 2-1-1 San Diego

2. SMCF GRANT FUNDING SUBCOMMITTEE RECOMMENDATION

- A. Update given on the Grant Funding History Fiscal Year 2018/2019.
- B. Board members reviewed and discussed mini grant from San Marcos Mega GamePlex, Inc., received on May 1, 2019, requesting funds to purchase equipment and software needed to have a compliant financial accounting system. Dimitris Magemeas, MGP Director, provided a short presentation highlighting the importance that this grant request will have on their organization.
- C. Board members reviewed and discussed the grants noted in the Quarter Funding Recommendation Worksheet.
- D. Approved Resolution No. 2019-10, Spring Quarter Regular Grants.
- E. Approved Resolution No. 2019-11, Art & Cultural Grant.

MOVED BY BOARD MEMBER BANKS, SECONDED BY BOARD MEMBER WILSON TO AWARD \$1,500.00 TO SAN MARCOS MEGA GAMEPLEX, INC.

AYES: BOARD MEMBERS: BANKS, BLANKENSHIP-WILLIAMS, BURTON,
GENDEL, LUKOFF, VANMIDDLESWORTH, WILSON
NOES: BOARD MEMBERS: NONE
ABSENT: BOARD MEMBERS: NONE
ABSTAIN: BOARD MEMBERS: NONE

MOVED BY BOARD MEMBER VANMIDDLESWORTH, SECONDED BY BOARD MEMBER BLANKENSHIP-WILLIAMS TO APPROVE CHANGES TO RESOLUTION NO. 2019-10, AS AMENDED.

AYES: BOARD MEMBERS: BANKS, BLANKENSHIP-WILLIAMS, BURTON,
GENDEL, LUKOFF, VANMIDDLESWORTH, WILSON
NOES: BOARD MEMBERS: NONE
ABSENT: BOARD MEMBERS: NONE
ABSTAIN: BOARD MEMBERS: NONE

MOVED BY BOARD MEMBER BLANKENSHIP-WILLIAMS, SECONDED BY BOARD MEMBER VANMIDDLESWORTH TO APPROVE RESOLUTION NO. 2019-11, AS RECOMMENDED BY THE SMCF GRANT FUNDING COMMITTEE.

AYES: BOARD MEMBERS: BANKS, BLANKENSHIP-WILLIAMS, BURTON,
GENDEL, LUKOFF, VANMIDDLESWORTH, WILSON
NOES: BOARD MEMBERS: NONE
ABSENT: BOARD MEMBERS: NONE
ABSTAIN: BOARD MEMBERS: NONE

OLD BUSINESS

3. PROMOTIONAL AND FUNDRAISING ACTIVITIES/IDEAS

- Board members made a unanimous decision to provide the annual SMCF report to City Council on July 9, 2019.
- Board members discussed fundraising ideas for the Now and Forever campaign.
- Board members requested bringing in a member of the Jewish Community Foundation to a board meeting and provide an update on the financial investments.
- Program Manager Magee stated that elections for Board President and Board Vice President will be rescheduled and held on August 27, 2019.

CONSENT CALENDAR

4. **WAIVER OF TEXT** – Waived

5. **APPROVAL OF MINUTES** - SMCF Board Meeting February 12, 2019 - Approved

6. **ORAL COMMUNICATIONS**

MOVED BY BOARD MEMBER GENDEL SECONDED BY BLANKENSHIP-WILLIAMS TO APPROVE THE CONSENT CALENDAR.

AYES:	BOARD MEMBERS: BANKS, BLANKENSHIP-WILLIAMS, BURTON, GENDEL, LUKOFF, VANMIDDLESWORTH, WILSON
NOES:	BOARD MEMBERS: NONE
ABSENT:	BOARD MEMBERS: NONE
ABSTAIN:	BOARD MEMBERS: NONE

ITEMS FOR THE GOOD OF THE ORDER

7. **MISCELLANEOUS**

- Next quarter's Grant Funding Subcommittee (GFS) will include Board Members Banks, Gendel, and Lukoff serving as the chair with Burton as alternate. Program Manager Magee noted that the following GFS meeting will be held on Wednesday, July 10, 2019 and the next full board meeting will be canceled and rescheduled for Tuesday, August 27, 2019.

8. **ADJOURNMENT**

BOARD MEMBER BURTON MOVED TO ADJOURN THE MEETING, SECONDED BY BOARD MEMBER VANMIDDLESWORTH. MOTION PASSED BY UNANIMOUS VOICE VOTE.

Meeting adjourned at 7:38 p.m.

COLLEEN LUKOFF, BOARD PRESIDENT
SAN MARCOS COMMUNITY FOUNDATION

ATTEST:

JULIE MAGEE, PROGRAM MANAGER
CITY OF SAN MARCOS