

---

**SAN MARCOS COMMUNITY FOUNDATION  
BOARD MEETING AGENDA  
Tuesday, November 19, 2019 – 6:00 PM  
San Marcos Room – 2<sup>nd</sup> Floor**

---

**Cell Phones:** As a courtesy to others, please silence your cell phone or pager during the meeting and engage in conversations outside the meeting room.

**Americans with Disabilities Act:** If you need special assistance to participate in this meeting, please contact the Board Secretary at (760) 744-1050, ext. 3137. Notification 48 hours in advance will enable the City to make reasonable arrangements to ensure accessibility to this meeting. Assisted listening devices are available for the hearing impaired. Please see the Board Secretary if you wish to use this device.

**Public Comment:** If you wish to address the Board on any agenda item, please complete a “Request to Speak” form. Be sure to indicate which item number you wish to address. Comments are limited to FIVE minutes.

The Oral Communication segment of the agenda is for the purpose of allowing the public to address the Board on any matter NOT listed on the agenda. The Board is prohibited by state law from taking action on items NOT listed on the Agenda. However, they may refer the matter to staff for a future report and recommendation. If you wish to speak under “Oral Communications,” please complete a “Request to Speak” form as noted above.

**Meeting Schedule:** Regular San Marcos Community Foundation Board meetings are generally held on the third Tuesday in the month of February, May, August and November. The Agenda’s are posted on the City website at: [www.san-marcos.net](http://www.san-marcos.net).

**Agendas:** Agenda packets are available for public inspection 72 hours prior to scheduled meetings at the Administration Department located on the second floor of City Hall, 1 Civic Center Drive, San Marcos, during normal business hours. Any agenda-related writings or documents provided to a majority of the San Marcos Community Foundation after distribution of the agenda packet are available for public inspection at the same time at the Administration Department.

**CALL TO ORDER**  
**ROLL CALL**

**NEW BUSINESS**

**1. JEWISH COMMUNITY FOUNDATION OF SAN DIEGO INVESTMENT UPDATE**

- Jeremy Pearl, Executive Vice President, Chief Financial Officer, Jewish Community Foundation of San Diego

## 2. **PRESIDENT'S REPORT**

- 2-1-1 San Diego update
- Advisory Committee meeting update
- Other updates of note to the Board

*Recommendation:* **DISCUSS/NOTE & FILE**

## 3. **SMCF GRANT FUNDING COMMITTEE RECOMMENDATION**

- Grant Funding History Fiscal Year 2019/2020
- Fall Quarter Grant Funding Recommendation Worksheet
- Resolution 2019-xx, Winter Quarter Regular Grants

*Recommendation:* **CONSIDER/APPROVE**

## 4. **STRATEGIC PLAN 2020**

*Recommendation:* **CONSIDER/APPROVE**

## **OLD BUSINESS**

## 5. **RECONSIDER NOMINATIONS/ELECTION OF VICE PRESIDENT**

*Recommendation:* **CONSIDER/APPROVE**

## 6. **PROMOTIONAL AND FUNDRAISING ACTIVITIES/IDEAS**

- San Marcos Community Foundation branding

*Recommendation:* **DISCUSS/APPROVE**

## **CONSENT CALENDAR**

## 7. **WAIVER OF TEXT** This item is to waive the reading of all text of all Resolutions and Policies adopted at this meeting. Resolutions and Policies shall be adopted by title.

*Recommendation:* **WAIVE**

## 8. **APPROVAL OF MINUTES**

- SMCF Grant Funding Subcommittee Meeting of August 14, 2019.

*Recommendation:* **CONSIDER/APPROVE**

- SMCF Board Meeting of August 27, 2019.

*Recommendation:* **CONSIDER/APPROVE**

## 9. **ORAL COMMUNICATIONS** Speakers are limited to five minutes. Please complete a "Request to Speak" form and place in basket provided. According to Board policy, *FIFTEEN* minutes has been established during this portion of the Agenda to allow citizens to speak on any matter NOT listed. The Board is prohibited by state law from taking action on items NOT listed on the Agenda. However they may refer the matter for a future report and recommendations.

## **ITEMS FOR THE GOOD OF THE ORDER**

**NEXT MEETING DATE** – The next meeting of the SMCF Board of Directors is scheduled for Tuesday, February 18, 2020.

**SELECTION OF NEXT QUARTER'S GRANT FUNDING SUBCOMMITTEE** – The next meeting of the SMCF Grant Funding Subcommittee is Wednesday, January 8, 2020.

## **MISCELLANEOUS**

## **ADJOURNMENT**

## **AFFIDAVIT OF POSTING**

STATE OF CALIFORNIA )  
COUNTY OF SAN DIEGO ) ss.  
CITY OF SAN MARCOS )

I, Julie Magee, hereby certify that I caused the posting of this Agenda in the glass display case at the north entrance of City Hall and on the City website on Thursday, November 14, 2019 prior to 5:30 pm.

  
Julie Magee, Recording Secretary



4950 Murphy Canyon Road, San Diego, CA 92123  
(858) 279-2740 | [finance@jcfsandiego.org](mailto:finance@jcfsandiego.org) | [www.jcfsandiego.org](http://www.jcfsandiego.org)

DATE: November 6, 2019

DELIVER TO: Julie Magee, Joseline Cadima, and Gilbert Punsalan

Email: [jmagee@san-marcos.net](mailto:jmagee@san-marcos.net); [jcadima@san-marcos.net](mailto:jcadima@san-marcos.net);  
[gpunsalan@san-marcos.net](mailto:gpunsalan@san-marcos.net);

FROM: JCF Finance Department

# OF PAGES: 3, including cover

SUBJECT: *San Marcos Community Foundation (SANM) and  
S.M. Community Found – Now & Forever (SANMA)*

MESSAGE: Fund Activity Reports for October 2019

If you have any questions, please feel free to contact us at [finance@jcfsandiego.org](mailto:finance@jcfsandiego.org).

San Marcos Community Foundation		Beginning Balance:	1,237,825.60
Apply Date	Descr.	Expense/DR	Income/CR
-----	-----	-----	-----
10/31/2019	Interest	0.00	328.93
10/31/2019	Dividends	0.00	203.64
10/31/2019	Realized Gain	0.00	149.46
10/31/2019	UnRealized Gain	0.00	8,319.43
10/31/2019	UnRealized Gain	0.00	6,029.93
10/31/2019	Custodial Fee	54.28	0.00
10/31/2019	Consultant Fee	56.76	0.00
10/31/2019	Foundation Fee	465.35	0.00
		-----	-----
		576.39	15,031.39
San Marcos Community Foundation		Ending Balance:	1,252,280.60

S.M. Community Found - Now & Forever		Beginning Balance:	5,165.22
Apply Date	Descr.	Expense/DR	Income/CR
10/31/2019	Interest	0.00	2.01
10/31/2019	Dividends	0.00	0.97
10/31/2019	Realized Gain	0.00	0.17
10/31/2019	UnRealized Gain	0.00	69.83
10/31/2019	Custodial Fee	0.27	0.00
10/31/2019	Consultant Fee	0.24	0.00
10/31/2019	Foundation Fee	1.94	0.00
		2.45	72.98
S.M. Community Found - Now & Forever		Ending Balance:	5,235.75



**Asset Allocation vs. Policy Targets**

Endowment Pool			
Asset Class	Actual	Target	Over/Under Target
Equity	53.5%	55.0%	-1.5%
Fixed Income	10.6%	10.0%	+0.6%
Real Assets	5.8%	5.0%	+0.8%
Multi-Strategy	30.0%	30.0%	+0.0%
Cash	0.1%	0.0%	+0.1%

Long Term Pool			
Asset Class	Actual	Target	Over/Under Target
Equity	58.3%	58.5%	-0.2%
Fixed Income	38.2%	38.0%	+0.2%
Real Assets	3.5%	3.5%	0.0%
Multi-Strategy	0.0%	0.0%	0.0%
Cash	0.0%	0.0%	0.0%

Mid Term Pool			
Asset Class	Actual	Target	Over/Under Target
Equity	20.0%	20.0%	0.0%
Fixed Income	75.1%	75.0%	+0.1%
Real Assets	5.0%	5.0%	0.0%
Cash	0.0%	0.0%	0.0%

Long Term Index Pool			
Asset Class	Actual	Target	Over/Under Target
Equity	64.8%	65.0%	-0.2%
Fixed Income	35.2%	35.0%	+0.2%
Cash	0.0%	0.0%	0.0%

Impact Investment Pool			
Asset Class	Actual	Target	Over/Under Target
US Public Equities	50.1%	40.0%	+10.1%
Int'l Equities	12.7%	10.0%	+2.7%
Israeli Equities	6.4%	5.0%	+1.4%
Private Equity	0.0%	10.0%	-10.0%
Public Debt	24.5%	20.0%	+4.5%
Israeli Debt	3.9%	5.0%	-1.1%
Private Debt	2.0%	10.0%	-8.0%
Cash	0.4%	0.0%	+0.4%

Short Term Pool			
Asset Class	Actual	Target	Over/Under Target
Cash	100.0%	100.0%	0.0%



# Jewish Community Foundation of San Diego - Endowment Pool

Asset Allocation & Performance (Net of Fees)

September 30, 2019

	Allocation		Performance								Inception Date
	Asset \$	%	1 Month	QTD	CYTD	1 Year	3 Year	5 Year	7 Year	Inception	
<b>Total Portfolio</b>	<b>149,028,549</b>	<b>100.0</b>	<b>0.80</b>	<b>0.09</b>	<b>10.97</b>	<b>2.36</b>	<b>7.09</b>	<b>5.26</b>	<b>6.07</b>	<b>5.60</b>	<b>Jul-2008</b>
Endowment Pool Policy Index			1.08	0.11	11.43	2.06	6.59	4.63	5.66	4.87	
CPI + 5%			0.49	1.47	6.01	6.80	7.18	6.60	6.57	6.50	
<b>Total Equity</b>	<b>79,668,114</b>	<b>53.5</b>	<b>1.47</b>	<b>-0.13</b>	<b>15.84</b>	<b>1.54</b>	<b>9.65</b>	<b>7.27</b>	<b>9.34</b>	<b>6.23</b>	<b>Aug-2008</b>
MSCI AC World IMI (Net)			2.10	-0.18	15.87	0.48	9.36	6.61	8.83	6.13	
<b>Global Equity</b>	<b>41,028,247</b>	<b>27.5</b>									
Harding Loevner Global Equity (HLMVX)	14,553,398	9.8	1.33	-1.46	16.49	-1.83	10.64	8.44	9.65	10.15	Jul-2012
MSCI AC World Index (Net)			2.10	-0.03	16.20	1.38	9.71	6.65	8.83	9.51	
Dodge & Cox Global Stock (DODWX)	13,458,410	9.0	3.61	-0.40	11.79	-2.42	8.30	4.75	9.65	10.57	Jul-2012
MSCI AC World Index Value (Net)			3.74	-0.33	12.04	0.01	7.39	4.32	7.21	7.90	
Walter Scott Global Stock (DGLRX)	13,016,439	8.7	1.58	0.45	20.12	6.16	13.08	9.37	10.42	10.84	Jul-2012
MSCI AC World Index Growth (Net)			0.59	0.27	20.41	2.76	11.99	8.94	10.42	11.08	
<b>Large Cap Equity</b>	<b>12,233,172</b>	<b>8.2</b>									
Wellington (Vanguard) Dividend Growth (VDIGX)	12,233,172	8.2	0.16	3.44	25.21	13.95	14.77	11.75	13.46	13.62	Jul-2012
S&P 500			1.87	1.70	20.55	4.25	13.39	10.84	13.26	13.73	
<b>SMID Cap Equity</b>	<b>3,468,866</b>	<b>2.3</b>									
William Blair (WSMDX)	3,468,866	2.3	-1.98	0.80	25.45	2.13	17.57	14.05	15.46	14.16	Jul-2013
Russell 2500 Growth Index			-1.88	-3.18	19.97	-4.11	12.33	10.22	12.77	11.43	
Russell 2500 Index			1.77	-1.28	17.72	-4.04	9.51	8.57	11.43	9.79	
<b>Small Cap Equity</b>	<b>3,873,812</b>	<b>2.6</b>									
Integrity Small-Cap Value (VSVIX)	3,873,812	2.6	3.94	-1.55	13.81	-9.31	5.93	5.61	9.71	10.01	Jul-2012
Russell 2000 Value Index			5.13	-0.57	12.82	-8.24	6.54	7.17	9.35	9.85	
Russell 2000 Index			2.08	-2.40	14.18	-8.89	8.23	8.19	10.43	10.84	

# Jewish Community Foundation of San Diego - Endowment Pool

Asset Allocation & Performance (Net of Fees)

September 30, 2019

**PAVILION**  
a Mercer Practice

	Allocation		Performance								Inception Date
	Asset \$	%	1 Month	QTD	CYTD	1 Year	3 Year	5 Year	7 Year	Inception	
<b>International Developed</b>	<b>4,841,371</b>	<b>3.2</b>									
DFA International Small Company (DFISX) MSCI EAFE Small Cap (Net)	4,841,371	3.2	2.73 2.81	-1.48 -0.44	10.65 12.05	-7.65 -5.93	4.39 5.94	4.50 6.02	7.46 8.63	8.27 9.46	Jul-2012
<b>Emerging Markets Equity</b>	<b>8,590,565</b>	<b>5.8</b>									
Touchstone Sands Cptl Emerg Mkts (TSEGX) MSCI Emerging Markets (Net)	4,270,068	2.9	-0.69 1.91	-1.44 -4.25	14.61 5.90	8.86 -2.02	7.50 5.97	4.84 2.33	- 2.41	10.09 9.41	Jun-2016
Wells Fargo Emerging Markets Equity (EQIIX) MSCI Emerging Markets (Net)	4,320,497	2.9	2.77 1.91	-3.38 -4.25	5.55 5.90	-1.55 -2.02	4.04 5.97	1.51 2.33	2.96 2.41	6.42 9.41	Jun-2016
<b>Long/Short Equity</b>	<b>4,681,671</b>	<b>3.1</b>									
Titan Global Equity HFRI Equity Hedge (Total) Index	4,681,671	3.1	-1.29 0.40	-1.45 -1.13	3.00 8.00	-4.17 -1.18	1.15 4.78	1.92 3.47	3.77 4.99	4.05 5.30	Jul-2012
<b>Private Equity</b>	<b>950,409</b>	<b>0.6</b>									
Glouston Capital Partners	232,145	0.2	0.00	0.00	0.46	-0.80	3.47	4.13	8.16	8.26	Jul-2012
Vista Equity Partners VII	513,767	0.3	0.00	0.00	-	-	-	-	-	-2.06	Mar-2019
Apollo Investment Fund IX	158,843	0.1	0.00	0.00	-	-	-	-	-	0.00	Apr-2019
Spur Ventures VI	45,654	0.0	0.00	0.00	-	-	-	-	-	0.00	Jul-2019
<b>Total Fixed Income</b>	<b>15,844,201</b>	<b>10.6</b>	<b>-0.29</b>	<b>1.49</b>	<b>6.82</b>	<b>7.55</b>	<b>2.92</b>	<b>2.43</b>	<b>2.46</b>	<b>4.92</b>	<b>Jul-2008</b>
Bmbg. Barc. U.S. Aggregate			-0.53	2.27	8.52	10.30	2.92	3.38	2.72	4.21	
WellsCap Core Bond (MBFIX) Bmbg. Barc. U.S. Aggregate	5,077,457	3.4	-0.48 -0.53	2.23 2.27	8.41 8.52	10.02 10.30	2.79 2.92	3.31 3.38	2.78 2.72	4.57 4.83	Dec-2017
PIMCO Global Bond (PGBIX) Bmbg. Barc. Global Aggregate Index (Hedged)	3,473,990	2.3	-0.22 -0.46	1.20 2.59	6.12 8.75	5.31 10.65	2.83 3.65	3.79 4.12	3.69 3.80	3.91 7.25	Mar-2018
DoubleLine Core Fixed Income (DBLFX) Bmbg. Barc. U.S. Aggregate	5,053,039	3.4	-0.34 -0.53	1.48 2.27	7.65 8.52	8.29 10.30	3.22 2.92	3.63 3.38	3.32 2.72	6.39 7.62	May-2018
Golub Capital	2,239,716	1.5	0.00	0.00	1.85	3.66	7.28	-	-	6.77	Jul-2016



## Jewish Community Foundation of San Diego - Endowment Pool

Asset Allocation & Performance (Net of Fees)

September 30, 2019

---

**PAVILION**  
a Mercer Practice

- Totals might not sum due to rounding
- Performance for periods longer than one year is annualized
- Inception period starts with the first full month of available performance
- Private Equity returns are updated on a quarterly basis. MTD and QTD performance will not be available
- The Policy Index consists of 10% Bloomberg Barclays Aggregate Index, 30% HFRI FOF: Conservative Index, 55% MSCI AC World IMI Index and 5% Real Assets Custom Benchmark

# Jewish Community Foundation of San Diego - Long Term Pool

Asset Allocation & Performance (Net of Fees)

September 30, 2019

	Allocation		Performance								Inception Date
	Asset \$	%	1 Month	QTD	CYTD	1 Year	3 Year	5 Year	7 Year	Inception	
<b>Total Portfolio</b>	<b>48,091,460</b>	<b>100.0</b>	<b>0.95</b>	<b>0.51</b>	<b>12.76</b>	<b>3.94</b>	<b>7.39</b>	<b>5.41</b>	<b>6.24</b>	<b>6.36</b>	<b>Jul-2003</b>
Long Term Pool Policy Index			1.06	0.82	13.04	4.63	6.81	5.27	5.97	6.27	
CPI + 5%			0.49	1.47	6.01	6.80	7.18	6.60	6.57	7.19	
<b>Total Equity</b>	<b>28,054,964</b>	<b>58.3</b>	<b>1.70</b>	<b>0.01</b>	<b>17.07</b>	<b>2.04</b>	<b>10.57</b>	<b>7.75</b>	<b>9.83</b>	<b>7.44</b>	<b>Aug-2003</b>
MSCI AC World IMI (Net)			2.10	-0.18	15.87	0.48	9.36	6.61	8.83	8.04	
<b>Global Equity</b>	<b>15,418,442</b>	<b>32.1</b>									
Harding Loevner Global Equity (HLMVX)	5,609,944	11.7	1.33	-1.46	16.49	-1.83	10.64	8.44	9.65	10.15	Jul-2012
MSCI AC World Index (Net)			2.10	-0.03	16.20	1.38	9.71	6.65	8.83	9.51	
Dodge & Cox Global Stock (DODWX)	4,890,005	10.2	3.61	-0.40	11.79	-2.42	8.30	4.75	9.65	10.57	Jul-2012
MSCI AC World Index Value (Net)			3.74	-0.33	12.04	0.01	7.39	4.32	7.21	7.90	
Walter Scott Global Stock (DGLRX)	4,918,493	10.2	1.58	0.45	20.12	6.16	13.08	9.37	10.42	10.84	Jul-2012
MSCI AC World Index Growth (Net)			0.59	0.27	20.41	2.76	11.99	8.94	10.42	11.08	
<b>Large Cap Equity</b>	<b>4,929,200</b>	<b>10.2</b>									
Wellington (Vanguard) Dividend Growth (VDIGX)	4,929,200	10.2	0.16	3.44	25.21	13.95	14.77	11.75	13.46	13.62	Jul-2012
S&P 500			1.87	1.70	20.55	4.25	13.39	10.84	13.26	13.73	
<b>SMID Cap Equity</b>	<b>1,411,198</b>	<b>2.9</b>									
William Blair (WSMDX)	1,411,198	2.9	-1.98	0.80	25.45	2.13	17.57	14.05	15.46	14.16	Jul-2013
Russell 2500 Growth Index			-1.88	-3.18	19.97	-4.11	12.33	10.22	12.77	11.43	
Russell 2500 Index			1.77	-1.28	17.72	-4.04	9.51	8.57	11.43	9.79	
<b>Small Cap Equity</b>	<b>1,413,705</b>	<b>2.9</b>									
Integrity Small-Cap Value (VSVIX)	1,413,705	2.9	3.94	-1.55	13.81	-9.31	5.93	5.61	9.71	10.01	Jul-2012
Russell 2000 Value Index			5.13	-0.57	12.82	-8.24	6.54	7.17	9.35	9.85	
Russell 2000 Index			2.08	-2.40	14.18	-8.89	8.23	8.19	10.43	10.84	



## Jewish Community Foundation of San Diego - Long Term Pool

Asset Allocation & Performance (Net of Fees)

September 30, 2019

---

**PAVILION**  
a Mercer Practice

- Totals might not sum due to rounding
- Performance for periods longer than one year is annualized
- Inception period starts with the first full month of available performance
- Private Equity returns are updated on a quarterly basis. MTD and QTD performance will not be available
- The Policy Index consists of 38% Bloomberg Barclays Aggregate Index, 58.5% MSCI AC World IMI Index and 3.5% Real Assets Custom Benchmark

# Jewish Community Foundation of San Diego - Long Term Index Pool

Asset Allocation & Performance (Net of Fees)

September 30, 2019

	Allocation		Performance								
	Asset \$	%	1 Month	QTD	CYTD	1 Year	3 Year	5 Year	7 Year	Inception	Inception Date
<b>Total Portfolio</b>	<b>28,575,926</b>	<b>100.0</b>	<b>1.25</b>	<b>0.72</b>	<b>13.31</b>	<b>4.35</b>	<b>7.26</b>	<b>5.67</b>	<b>-</b>	<b>5.06</b>	<b>Jul-2014</b>
Index Pool Policy Index			1.18	0.71	13.48	4.20	7.24	5.65	-	5.01	
CPI +5%			0.49	1.47	6.01	6.80	7.18	6.60	6.57	6.50	
<b>Equity</b>	<b>18,519,942</b>	<b>64.8</b>	<b>2.26</b>	<b>-0.17</b>	<b>15.83</b>	<b>0.94</b>	<b>9.54</b>	<b>6.78</b>	<b>-</b>	<b>5.97</b>	<b>Jul-2014</b>
MSCI AC World IMI (Net)			2.10	-0.18	15.87	0.48	9.36	6.61	8.83	5.70	
Vanguard FTSE All-World ex-US (VFWAX)	9,274,942	32.5	2.73	-1.52	11.65	-1.10	6.30	3.21	5.30	2.00	Jul-2014
FTSE All World ex U.S. (Net)			2.64	-1.58	11.70	-1.12	6.46	3.24	5.34	2.06	
Vanguard Total Stock Market (VTSAX)	9,245,001	32.4	1.70	1.09	20.01	2.89	12.82	10.42	13.01	9.95	Jul-2014
CRSP U.S. Total Market TR Index			1.72	1.11	20.03	2.92	12.82	10.43	12.99	9.91	
<b>Fixed Income</b>	<b>10,055,954</b>	<b>35.2</b>	<b>1.70</b>	<b>4.78</b>	<b>11.19</b>	<b>13.00</b>	<b>3.70</b>	<b>3.83</b>	<b>-</b>	<b>3.93</b>	<b>Jul-2014</b>
Blmbg. Barc. U.S. Aggregate			-0.53	2.27	8.52	10.30	2.92	3.38	2.72	3.25	
Vanguard Total Bond Market (VBTX)	10,055,954	35.2	1.70	4.78	11.19	13.00	3.70	3.83	3.00	3.66	Jul-2014
Blmbg. Barc. U.S. Aggregate			-0.53	2.27	8.52	10.30	2.92	3.38	2.72	3.25	
<b>Cash</b>	<b>30</b>	<b>0.0</b>	<b>0.00</b>	<b>0.00</b>	<b>0.00</b>	<b>0.00</b>	<b>0.02</b>	<b>0.03</b>	<b>-</b>	<b>-</b>	<b>Jul-2014</b>

- Totals might not sum due to rounding
- Performance for periods longer than one year is annualized
- Inception period starts with the first full month of available performance
- Private Equity returns are updated on a quarterly basis. MTD and QTD performance will not be available
- The Policy Index consists of 35% Bloomberg Barclays Aggregate Index and 65% MSCI AC World IMI Index



# Jewish Community Foundation of San Diego - Impact Investment Pool

Asset Allocation & Performance (Net of Fees)

September 30, 2019

	Allocation		Performance								Inception Date
	Asset \$	%	1 Month	QTD	CYTD	1 Year	3 Year	5 Year	7 Year	Inception	
<b>Impact Investment Pool</b>	<b>5,092,635</b>	<b>100.0</b>	<b>1.04</b>	<b>1.30</b>	<b>13.87</b>	<b>3.89</b>	-	-	-	<b>6.82</b>	<b>Aug-2017</b>
Impact Investment Pool Policy Index			1.18	0.71	13.48	4.20	-	-	-	5.46	
CPI +5%			0.49	1.47	6.01	6.80	7.18	6.60	6.57	7.34	
<b>Total Equity</b>	<b>3,524,272</b>	<b>69.2</b>	<b>1.76</b>	<b>1.37</b>	<b>18.77</b>	<b>2.69</b>	-	-	-	<b>9.41</b>	<b>Aug-2017</b>
MSCI AC World IMI (Net)			2.10	-0.18	15.87	0.48	9.36	6.61	8.83	5.76	
<b>US Public Equities</b>	<b>2,553,579</b>	<b>50.1</b>	<b>1.59</b>	<b>2.11</b>	<b>20.58</b>	<b>3.83</b>	-	-	-	<b>11.02</b>	<b>Aug-2017</b>
S&P 500			1.87	1.70	20.55	4.25	13.39	10.84	13.26	11.19	
Jewish Advocacy Strategy	2,553,579	50.1	1.59	2.11	20.58	3.83	13.34	10.65	13.46	11.02	Aug-2017
S&P 500			1.87	1.70	20.55	4.25	13.39	10.84	13.26	11.19	
<b>International Equities</b>	<b>646,677</b>	<b>12.7</b>	<b>3.13</b>	<b>-0.77</b>	<b>12.86</b>	<b>-0.73</b>	-	-	-	<b>1.53</b>	<b>Aug-2017</b>
MSCI EAFE ESG Leaders Index			3.52	-0.09	14.67	0.60	6.82	4.38	7.16	2.57	
Pax MSCI EAFE	646,677	12.7	3.58	-0.34	13.34	-0.30	5.83	3.23	6.16	1.76	Aug-2017
MSCI EAFE ESG Leaders Index			3.52	-0.09	14.67	0.60	6.82	4.38	7.16	2.57	
<b>Israeli Equities</b>	<b>324,016</b>	<b>6.4</b>	<b>0.28</b>	<b>1.43</b>	<b>17.34</b>	<b>-0.31</b>	-	-	-	<b>4.45</b>	<b>Aug-2017</b>
BlueStar Israel Global Index TR Net			0.21	1.21	17.50	0.46	7.31	3.14	-	4.89	
VanEck Bluestar ETF (ISRA)	324,016	6.4	0.28	1.43	17.34	-0.31	6.99	2.77	-	4.45	Aug-2017
BlueStar Israel Global Index TR Net			0.21	1.21	17.50	0.46	7.31	3.14	-	4.89	
<b>Total Fixed Income</b>	<b>1,549,384</b>	<b>30.4</b>	<b>-0.32</b>	<b>0.94</b>	<b>4.65</b>	<b>6.31</b>	-	-	-	<b>2.29</b>	<b>Aug-2017</b>
Blmbg. Barc. U.S. Aggregate			-0.53	2.27	8.52	10.30	2.92	3.38	2.72	4.24	
<b>Public Debt</b>	<b>1,249,971</b>	<b>24.5</b>	<b>-0.35</b>	<b>1.35</b>	<b>6.18</b>	<b>7.86</b>	-	-	-	<b>3.08</b>	<b>Aug-2017</b>
Blmbg. Barc. Intermed. U.S. Government/Credit			-0.36	1.37	6.41	8.17	2.40	2.68	2.15	3.29	
Breckenridge	639,954	12.6	-0.36	1.41	6.45	8.14	2.40	2.80	2.29	3.26	Aug-2017
Blmbg. Barc. Intermed. U.S. Government/Credit			-0.36	1.37	6.41	8.17	2.40	2.68	2.15	3.29	
CRA Qualified Investment Institutional (CRANX)	610,017	12.0	-0.03	1.48	5.71	7.52	2.11	2.70	1.98	7.52	Oct-2018
Blmbg. Barc. Intermed. U.S. Government/Credit			-0.36	1.37	6.41	8.17	2.40	2.68	2.15	8.17	

# Jewish Community Foundation of San Diego - Impact Investment Pool

Asset Allocation & Performance (Net of Fees)

September 30, 2019

	Allocation		Performance								Inception Date
	Asset \$	%	1 Month	QTD	CYTD	1 Year	3 Year	5 Year	7 Year	Inception	
<b>Israeli Debt</b>	<b>199,413</b>	<b>3.9</b>	<b>-0.29</b>	<b>-0.29</b>	<b>0.11</b>	<b>1.74</b>	<b>-</b>	<b>-</b>	<b>-</b>	<b>-0.30</b>	<b>Sep-2017</b>
Israel Bonds	199,413	3.9	-0.29	-0.29	0.11	1.74	-	-	-	-0.30	Sep-2017
<b>Private Debt</b>	<b>100,000</b>	<b>2.0</b>	<b>0.00</b>	<b>0.00</b>	<b>-</b>	<b>-</b>	<b>-</b>	<b>-</b>	<b>-</b>	<b>0.00</b>	<b>Mar-2019</b>
Mission Driven Finance	100,000	2.0	0.00	0.00	-	-	-	-	-	0.00	Mar-2019
<b>Cash</b>	<b>18,979</b>	<b>0.4</b>	<b>0.00</b>	<b>0.00</b>	<b>0.00</b>	<b>0.00</b>	<b>-</b>	<b>-</b>	<b>-</b>	<b>0.00</b>	<b>Oct-2017</b>

- Totals might not sum due to rounding
- Performance for periods longer than one year is annualized
- Inception period starts with the first full month of available performance
- Private Equity returns are updated on a quarterly basis. MTD and QTD performance will not be available
- The Policy Index consists of 65% MSCI AC World IMI Index and 35% Bloomberg Barclays Aggregate Index

# Jewish Community Foundation of San Diego - Mid Term Pool

Asset Allocation & Performance (Net of Fees)

September 30, 2019

	Allocation		Performance								Inception Date
	Asset \$	%	1 Month	QTD	CYTD	1 Year	3 Year	5 Year	7 Year	Inception	
<b>Total Portfolio</b>	<b>30,481,264</b>	<b>100.0</b>	<b>0.15</b>	<b>1.32</b>	<b>9.72</b>	<b>7.04</b>	<b>4.75</b>	<b>3.73</b>	<b>3.53</b>	<b>4.96</b>	<b>Jul-2003</b>
<i>Mid Term Pool Policy Index</i>			0.07	1.73	10.16	8.23	4.29	3.91	3.69	5.24	
<b>Total Equity</b>	<b>6,087,920</b>	<b>20.0</b>	<b>1.41</b>	<b>0.50</b>	<b>18.63</b>	<b>5.26</b>	<b>11.89</b>	<b>8.61</b>	<b>10.22</b>	<b>7.97</b>	<b>Aug-2003</b>
<i>MSCI AC World IMI (Net)</i>			2.10	-0.18	15.87	0.48	9.36	6.61	8.83	8.04	
<b>Global Equity</b>	<b>3,648,742</b>	<b>12.0</b>									
Harding Loevner Global Equity (HLMVX)	2,119,709	7.0	1.33	-1.46	16.49	-1.83	10.64	8.44	9.65	9.91	Sep-2012
<i>MSCI AC World Index (Net)</i>			2.10	-0.03	16.20	1.38	9.71	6.65	8.83	9.20	
Tweedy Browne Worldwide High Dividend (TBHDX)	1,529,033	5.0	3.42	-1.49	11.41	1.97	9.03	3.92	6.02	6.17	Sep-2012
<i>MSCI World Value (Net)</i>			3.94	0.51	13.45	0.69	7.73	4.79	8.07	8.43	
<i>MSCI WORLD (Net)</i>			2.13	0.53	17.60	1.83	10.21	7.18	9.67	9.97	
<b>Large Cap Equity</b>	<b>2,439,178</b>	<b>8.0</b>									
Wellington (Vanguard) Dividend Growth (VDIGX)	2,439,178	8.0	0.16	3.44	25.21	13.95	14.77	11.75	13.46	13.56	Sep-2012
<i>S&amp;P 500</i>			1.87	1.70	20.55	4.25	13.39	10.84	13.26	13.50	
<b>Total Fixed Income</b>	<b>22,877,041</b>	<b>75.1</b>	<b>-0.26</b>	<b>1.66</b>	<b>7.43</b>	<b>7.92</b>	<b>2.90</b>	<b>2.70</b>	<b>2.31</b>	<b>4.42</b>	<b>Jul-2003</b>
<i>Blmbg. Barc. U.S. Aggregate</i>			-0.53	2.27	8.52	10.30	2.92	3.38	2.72	4.10	
Baird Aggregate Bond (BAGIX)	5,728,084	18.8	-0.47	2.41	9.15	10.69	3.31	3.73	3.31	4.06	Mar-2016
<i>Blmbg. Barc. U.S. Aggregate</i>			-0.53	2.27	8.52	10.30	2.92	3.38	2.72	3.47	
WellsCap Core Bond (MBFIX)	5,721,920	18.8	-0.48	2.23	8.41	10.02	2.79	3.31	2.78	4.57	Dec-2017
<i>Blmbg. Barc. U.S. Aggregate</i>			-0.53	2.27	8.52	10.30	2.92	3.38	2.72	4.83	
PIMCO Global Bond (PGBIX)	4,567,471	15.0	-0.22	1.20	6.12	5.31	2.83	3.79	3.69	3.91	Mar-2018
<i>Blmbg. Barc. Global Aggregate Index (Hedged)</i>			-0.46	2.59	8.75	10.65	3.65	4.12	3.80	7.25	
BlackRock Strategic Income (BSIKX)	6,859,566	22.5	0.08	0.89	6.10	5.69	3.88	2.87	3.28	3.90	May-2018
<i>Blmbg. Barc. U.S. Aggregate</i>			-0.53	2.27	8.52	10.30	2.92	3.38	2.72	7.62	

# Jewish Community Foundation of San Diego - Mid Term Pool

Asset Allocation & Performance (Net of Fees)

September 30, 2019

	Allocation		Performance								Inception Date
	Asset \$	%	1 Month	QTD	CYTD	1 Year	3 Year	5 Year	7 Year	Inception	
<b>Total Real Assets</b>	<b>1,514,482</b>	<b>5.0</b>	<b>1.24</b>	<b>-0.35</b>	<b>9.95</b>	<b>0.48</b>	<b>3.39</b>	<b>-0.73</b>	<b>-4.86</b>	<b>-4.62</b>	<b>Sep-2012</b>
<i>Real Assets Custom Benchmark</i>			0.91	0.74	9.36	4.16	2.54	0.89	0.21	0.41	
Principal Diversified Real Asset (PDRDX)	1,514,482	5.0	1.24	-0.35	9.94	0.48	3.38	0.06	1.53	0.72	Jan-2015
<i>Real Assets Custom Benchmark</i>			0.91	0.74	9.36	4.16	2.54	0.89	0.21	1.41	
<b>Cash</b>	<b>1,821</b>	<b>0.0</b>	<b>0.00</b>	<b>0.00</b>	<b>0.00</b>	<b>0.00</b>	<b>0.05</b>	<b>0.04</b>	<b>-0.05</b>	<b>-0.04</b>	<b>Jun-2004</b>

- Totals might not sum due to rounding
- Performance for periods longer than one year is annualized
- Inception period starts with the first full month of available performance
- Private Equity returns are updated on a quarterly basis. MTD and QTD performance will not be available
- The Policy Index consists of 75% Bloomberg Barclays Aggregate Index, 20% MSCI AC World IMI Index and 5% Real Assets Custom Benchmark

# Jewish Community Foundation of San Diego - Short Term Pool

Asset Allocation & Performance (Net of Fees)

September 30, 2019

	Allocation		Performance								Inception Date
	Asset \$	%	1 Month	QTD	CYTD	1 Year	3 Year	5 Year	7 Year	Inception	
<b>Total Portfolio</b>	<b>44,032,607</b>	<b>100.0</b>	<b>0.15</b>	<b>0.60</b>	<b>1.91</b>	<b>2.43</b>	<b>1.39</b>	<b>0.98</b>	<b>0.77</b>	<b>1.46</b>	<b>Jul-2003</b>
<i>Short Term Pool Policy Index</i>			<i>0.18</i>	<i>0.56</i>	<i>1.81</i>	<i>2.38</i>	<i>1.54</i>	<i>0.98</i>	<i>0.72</i>	<i>1.37</i>	
<b>Dreyfus Treasury &amp; Agency Cash Mgmt. (DTRXX)</b>	<b>17,956,071</b>	<b>40.8</b>									
Dreyfus Treasury & Agency Cash Mgmt. (DTRXX)	17,956,071	40.8	0.16	0.56	1.70	2.24	1.38	0.85	0.61	1.27	Jul-2003
<b>UBS Cash Equivalents</b>	<b>3,512,180</b>	<b>8.0</b>									
UBS Cash Equivalents	3,512,180	8.0	0.14	0.47	1.38	1.61	0.97	0.60	-	0.50	Oct-2013
<b>UBS Short-Term Investments</b>	<b>22,564,356</b>	<b>51.2</b>									
UBS Short-Term Investments	22,564,356	51.2	0.14	0.66	2.22	2.76	1.49	1.15	0.95	0.95	Feb-2009

## • Estimated Yield as of 10/01/19: 2.40%

- Totals might not sum due to rounding
- Performance for periods longer than one year is annualized
- Inception period starts with the first full month of available performance
- Private Equity returns are updated on a quarterly basis. MTD and QTD performance will not be available
- The Policy Index consists of 100% BofA Merrill Lynch US 3 Month T-Bill Index

## IMPORTANT NOTICES

---

References to Mercer shall be construed to include Mercer LLC and/or its associated companies. © 2019 Mercer LLC. All rights reserved.

This contains confidential and proprietary information of Mercer and is intended for the exclusive use of the parties to whom it was provided by Mercer. Its content may not be modified, sold or otherwise provided, in whole or in part, to any other person or entity, without Mercer's prior written permission.

Mercer does not provide tax or legal advice. You should contact your tax advisor, accountant and/or attorney before making any decisions with tax or legal implications.

The findings, ratings and/or opinions expressed herein are the intellectual property of Mercer and are subject to change without notice. They are not intended to convey any guarantees as to the future performance of the investment products, asset classes or capital markets discussed. Past performance does not guarantee future results. Mercer's ratings do not constitute individualized investment advice.

Information contained herein has been obtained from a range of third party sources. While the information is believed to be reliable, Mercer has not sought to verify it independently. As such, Mercer makes no representations or warranties as to the accuracy of the information presented and takes no responsibility or liability (including for indirect, consequential or incidental damages), for any error, omission or inaccuracy in the data supplied by any third party.

Mercer urges you to compare this report to any custodial statements and third party manager statements that you receive for accuracy.

This does not constitute an offer or a solicitation of an offer to buy or sell securities, commodities and/or any other financial instruments or products or constitute a solicitation on behalf of any of the investment managers, their affiliates, products or strategies that Mercer may evaluate or recommend.

The value of your investments can go down as well as up, and you may not get back the amount you have invested. Investments denominated in a foreign currency will fluctuate with the value of the currency. Certain investments, such as securities issued by small capitalization, foreign and emerging market issuers, real property, and illiquid, leveraged or high-yield funds, carry additional risks that should be considered before choosing an investment manager or making an investment decision.

This presentation is for sophisticated investors only and accredited or qualified investors only. Funds of private capital funds are speculative and involve a high degree of risk. Private capital fund managers have total authority over the private capital funds. The use of a single advisor applying similar strategies could mean lack of diversification and, consequentially, higher risk. Funds of private capital funds are not liquid and require investors to commit to funding capital calls over a period of several years; any default on a capital call may result in substantial penalties and/or legal action. An investor could lose all or a substantial amount of his or her investment. There may be restrictions on transferring interests in private capital funds. Funds of private capital funds' fees and expenses may offset private capital funds' profits. Funds of private capital funds are not required to provide periodic pricing or valuation information to investors. Funds of private capital funds may involve complex tax structures and delays in distributing important tax information. Funds of private capital funds are not subject to the same regulatory requirements as mutual funds. Fund offering may only be made through a Private Placement Memorandum (PPM).

For the most recent approved ratings of an investment strategy, and a fuller explanation of their meanings, contact your Mercer representative. For Mercer's conflict of interest disclosures, contact your Mercer representative or see [www.mercer.com/conflictsofinterest](http://www.mercer.com/conflictsofinterest)

Returns for periods greater than one year are annualized. Returns are calculated net of investment management and consulting fees, unless noted as gross of fees.

Style analysis graph time periods may differ reflecting the length of performance history available.

**Mercer universes:** Mercer's universes are intended to provide collective samples of strategies that best allow for robust peer group comparisons over a chosen timeframe. Mercer does not assert that the peer groups are wholly representative of and applicable to all strategies available to investors.

Investment management and advisory services for U.S. clients are provided by Mercer Investments LLC (Mercer Investments). In November, 2018, Mercer Investments acquired Summit Strategies Group, Inc. ("Summit"), and effective March 29, 2019, Mercer Investment Consulting LLC ("MIC"), Pavilion Advisory Group, Inc. ("PAG"), and Pavilion Alternatives Group LLC ("PALTS") combined with Mercer Investments. Certain historical information contained herein may reflect the experiences of MIC, PAG, PALTS, or Summit operating as separate entities. Mercer Investments is a federally registered investment adviser under the Investment Advisers Act of 1940, as amended. Registration as an investment adviser does not imply a certain level of skill or training. The oral and written communications of an adviser provide you with information about which you determine to hire or retain an adviser. Mercer Investments' Form ADV Part 2A & 2B can be obtained by written request directed to: Compliance Department, Mercer Investments, 99 High Street, Boston, MA 02110

[Download a guide on key index definitions and disclosures.](#)



## 2-1-1 San Diego Client Profile Report

### City of San Marcos

Quarter 1: FY 2019-20

This report includes demographic, referral and need information for 2-1-1 clients served in the City of San Marcos between **July 1 - September 30, 2019**.

**Data Source:** 2-1-1 San Diego Information Systems | **Reporting Period:** FY 2019-2020

Note(s): This report includes unique identifiable clients and anonymous clients in the 2-1-1 and CIE databases for San Diego and Imperial counties. Demographics include only identifiable client records. Needs and referrals include both anonymous and identifiable client records.



## 2-1-1 San Diego Client Profile Report City of San Marcos

Quarter 1: FY 2019-20

July 1 - September 30, 2019



**521**

Calls from Low-Income Clients



**1,301**

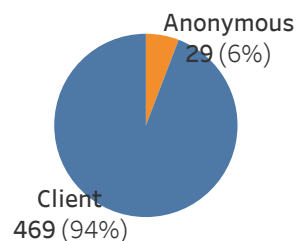
Needs Presented



**830**

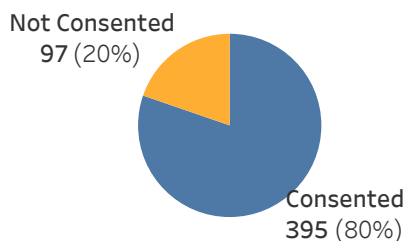
Referrals Provided

In **Quarter 1: FY 2019-20**, 2-1-1 San Diego helped **521** low-income clients (income below 80% AMI) who resided in the City of San Marcos (zip code(s): 92069, 92078, 92079, 92096). These clients presented **1,301** needs, which resulted in **830** referrals to services to address these needs.



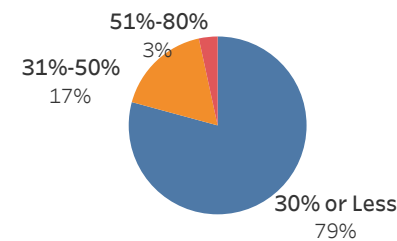
**492**

Identifiable Client Records



**395**

Clients Consented into CIE



**521**

with Income Below 80% AMI

**492** clients have created an identifiable client record (**94%** of clients served). Of these, **395** consented to share their information in the Community Information Exchange (CIE) (**80%** of identifiable clients). **521** clients reported income below 80% of the Area Median Income (AMI) for San Diego County or received referrals indicating they were low income, with **79%** reporting AMI of 30% or less. Additionally, **52** clients indicated they were likely homeless (living in unsheltered or sheltered location).

Data Source: 2-1-1 San Diego Information Systems | Reporting Period: Quarter 1, FY 2019-2020

Note(s): This report includes unique identifiable clients and anonymous clients in the 2-1-1 and CIE databases for San Diego and Imperial counties. Demographics include only identifiable client records. Needs and referrals include both anonymous and identifiable client records.



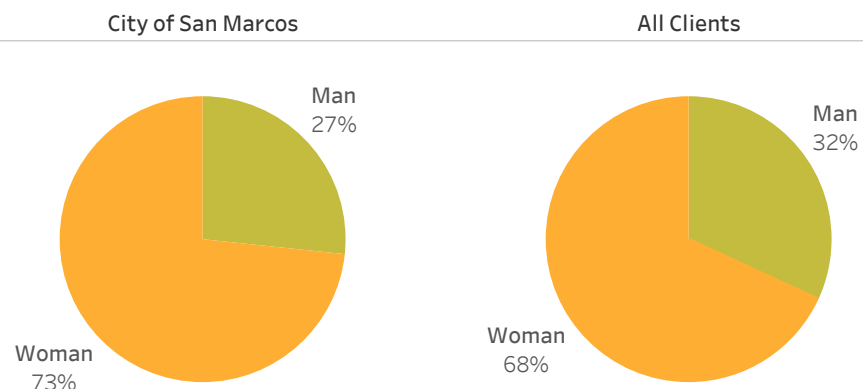


# 2-1-1 San Diego Client Profile Report City of San Marcos

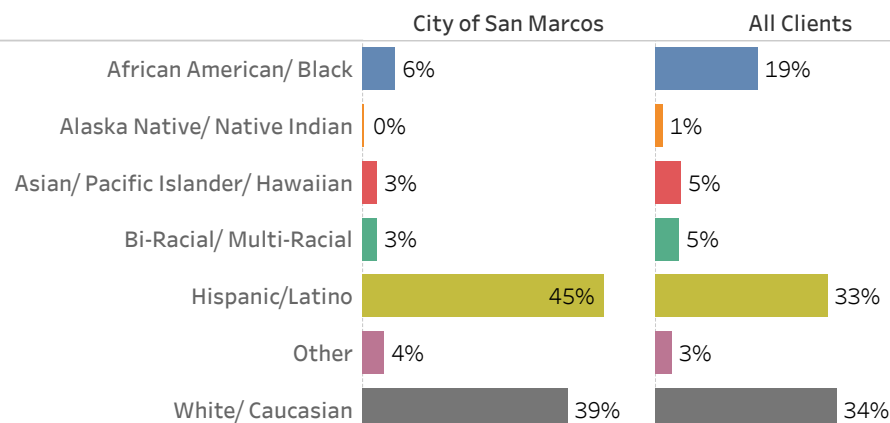
Quarter 1: FY 2019-20

July 1 - September 30, 2019

## Gender Identity

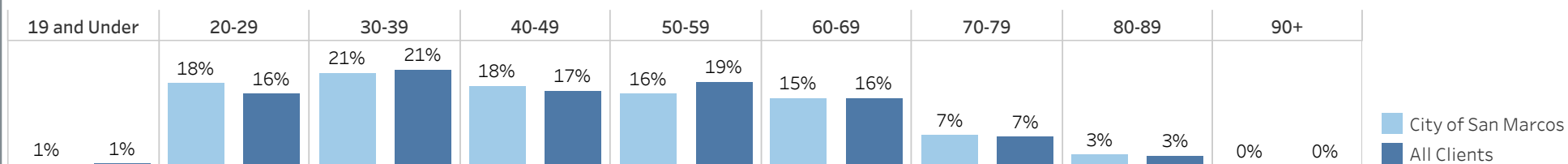


## Race/Ethnicity



**73%** of clients who called from San Marcos were **women**, which was more than the total population of 2-1-1 clients (**68%**). **45%** of the clients from San Marcos were **Hispanic or Latino**, which was higher than the total population of 2-1-1 clients (**33%**). Additionally, **fewer** San Marcos clients were **African American/Black** (**6%**) than the total population of 2-1-1 clients (**19%**).

## Age Group



Clients from San Marcos represent roughly the same age groups as the total population of 2-1-1 clients. This quarter, there was a **higher** percentage of clients in the **20-29** age group and a **lower** percentage of clients in the **50-59** age group than the general 2-1-1 population.

Data Source: 2-1-1 San Diego Information Systems | Reporting Period: Quarter 1, FY 2019-2020

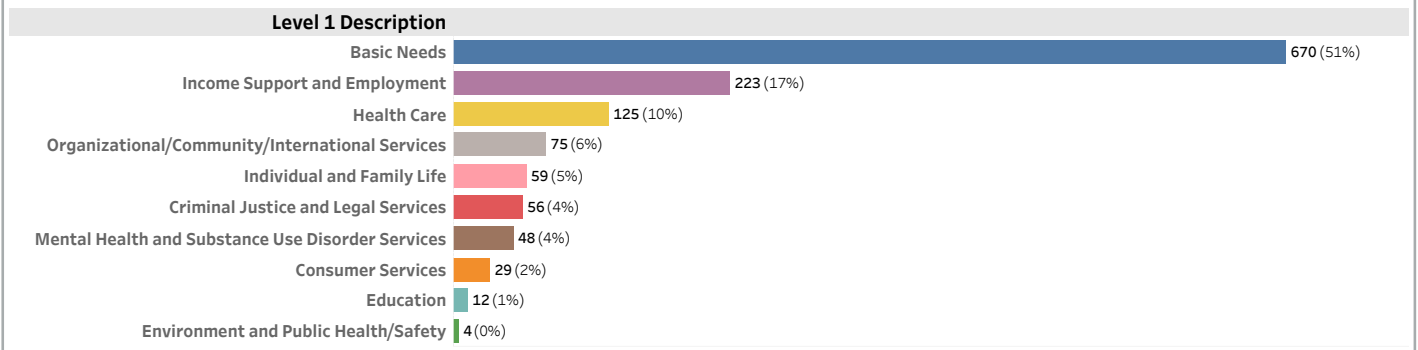
Note(s): This report includes unique identifiable clients and anonymous clients in the 2-1-1 and CIE databases for San Diego and Imperial counties. Demographics include only identifiable client records. Needs and referrals include both anonymous and identifiable client records.

## Client Needs

Client needs are organized by a taxonomy structure. Taxonomy is a thorough classification system that distinguishes concepts, names those concepts, and puts those concepts into a hierarchical order. The first level is the most broad level, with up to six nested layers that progressively increase in specificity. 2-1-1 Customer Service Representatives document client needs using this structured system.

Total Needs: 1,301

### Needs by Taxonomy



Basic Needs accounted for 51% of total needs for clients in the City of San Marcos this quarter. Income Support and Employment accounted for an additional 17%, with an increase in the need for **Public Assistance Programs (CalFresh Applications)**. Below is a more detailed description of needs by category (second level needs). The most common basic needs were **Housing/Shelter, Utilities, and Food**.

Level 1 Description	Level 2 Description	
Basic Needs	Food	76 (6%)
	Housing/Shelter	295 (23%)
	Material Goods	28 (2%)
	Transportation	21 (2%)
	Utilities	250 (19%)
Consumer Services	Consumer Assistance and Protection	10 (1%)
	Consumer Regulation	1 (0%)
	Money Management	5 (0%)
	Tax Organizations and Services	13 (1%)
Criminal Justice and Legal Services	Law Enforcement Services	3 (0%)
	Legal Assistance Modalities	15 (1%)
	Legal Services	36 (3%)
	Legal Services Organizations	2 (0%)
Education	Educational Institutions/Schools	3 (0%)
	Educational Support Services	9 (1%)
Environment and Public Health/Safety	Environmental Protection and Improvement	1 (0%)
	Public Health	3 (0%)
Health Care	Emergency Medical Care	1 (0%)
	General Medical Care	1 (0%)
	Health Screening/Diagnostic Services	5 (0%)
	Health Supportive Services	79 (6%)
	Human Reproduction	8 (1%)
	Inpatient Health Facilities	1 (0%)
	Outpatient Health Facilities	12 (1%)
	Rehabilitation/Habilitation Services	6 (0%)
	Specialized Treatment and Prevention	1 (0%)
	Specialty Medicine	11 (1%)
Income Support and Employment	Employment	15 (1%)
	Public Assistance Programs	179 (14%)
	Social Insurance Programs	10 (1%)
	Temporary Financial Assistance	19 (1%)
Individual and Family Life	Domestic Animal Services	1 (0%)
	Individual and Family Support Services	51 (4%)
	Mutual Support	4 (0%)
	Social Development and Enrichment	3 (0%)
Mental Health and Substance Use Disorder Services	Counseling Approaches	1 (0%)
	Counseling Settings	3 (0%)
	Mental Health Assessment and Treatment	18 (1%)
	Mental Health Care Facilities	1 (0%)
	Mental Health Support Services	1 (0%)
	Substance Use Disorder Services	24 (2%)
Organizational/Community/International Services	Arts and Culture	1 (0%)
	Community Economic Development and Finance	6 (0%)
	Community Facilities/Centers	1 (0%)
	Community Groups and Government/Administrative Offices	4 (0%)
	Community Planning and Public Works	3 (0%)
	Donor Services	1 (0%)
	Information Services	56 (4%)
	Military Service	1 (0%)
	Occupational/Professional Associations	2 (0%)

Data Source: 2-1-1 San Diego Information Systems | Reporting Period: Quarter 1, FY 2019-2020

Note(s): This report includes unique identifiable clients and anonymous clients in the 2-1-1 and CIE databases for San Diego and Imperial counties. Demographics include only identifiable client records. Needs and referrals include both anonymous and identifiable client records.

# Client Needs

## Breakdown of Top Client Needs: Housing/Shelter & Utilities

Client needs are organized by a taxonomy structure. Taxonomy is a thorough classification system that distinguishes concepts, names those concepts, and puts those concepts into a hierarchical order. The first level is the most broad level, with up to six nested layers that progressively increase in specificity. 2-1-1 Customer Service Representatives document client needs using this structured system. Detailed taxonomy for common client needs is provided below.

**Utilities and Housing/Shelter** are generally the two most common needs for clients in the City of San Marcos. Below is a detailed description of documented needs in these categories. **Gas and Electric Payment Assistance and Discounted Service** account for the majority of utility needs. Housing needs vary, but **Low Cost Rental Listings, Community Shelters, and Subsidized Housing Listings** were the most common needs this quarter.

### Client Needs for Housing/Shelter & Utilities by Taxonomy

Level 1 Description	Level 2 Description	Need Description	
Basic Needs	Housing/Shelter	Low Cost Home Rental Listings	48
		Community Shelters	35
		Government Subsidized Private Rental Housing Listings	24
		Rent Payment Assistance	23
		Housing Authorities	21
		Homelessness Prevention Programs	16
		Transitional Housing/Shelter	14
		Housing Search Assistance	13
		Low Income/Subsidized Private Rental Housing	11
		Section 8 Housing Choice Vouchers	9
		Senior Housing Information and Referral	9
		Homeless Safe Parking Programs	8
		HUD Management Companies	8
		Single Room Occupancy Housing	8
		Subsidized Housing Administrative Organizations	5
		Weatherization Programs	5
		Section 8/Rental Assistance Program Rental Listings	4
		Domestic Violence Shelters	3
		Listing Services for Landlords/Property Managers	3
		Rapid Re-Housing Programs	3
		Roommate/Housemate Matching Assistance	3
		Barrier Free Home Rental Listings	2
		Home Rehabilitation Grants	2
		Homeless Permanent Supportive Housing	2
		Housing Related Coordinated Entry Participating Agencies	2
		Rental Deposit Assistance	2
		Rooming/Boarding Houses	2
		Assisted Living Facilities	1
		Home Rehabilitation Loans	1
		Homeless Drop In Centers	1
		HUD Approved Counseling Agencies	1
		Human Trafficking Shelters	1
		Public Housing	1
		Relocation Assistance	1
		Resident Services Coordination Programs	1
		Safe Houses	1
		Veteran Home Loans	1
	Utilities	Electric Service Payment Assistance	84
		Gas Service Payment Assistance	66
		Discounted Electric Service	35
		Discounted Gas Service	35
		Heating Fuel Payment Assistance	16
		Discounted Telephone Service	8
		Local Electric Utility Companies	2
		Discounted Internet Service	1
		Local Gas Companies	1
		Utility Disconnection Protection	1
		Utility Service Payment Assistance	1

Data Source: 2-1-1 San Diego Information Systems | Reporting Period: Quarter 1, FY 2019-2020

Note(s): This report includes unique identifiable clients and anonymous clients in the 2-1-1 and CIE databases for San Diego and Imperial counties. Demographics include only identifiable client records. Needs and referrals include both anonymous and identifiable client records.

## Referrals

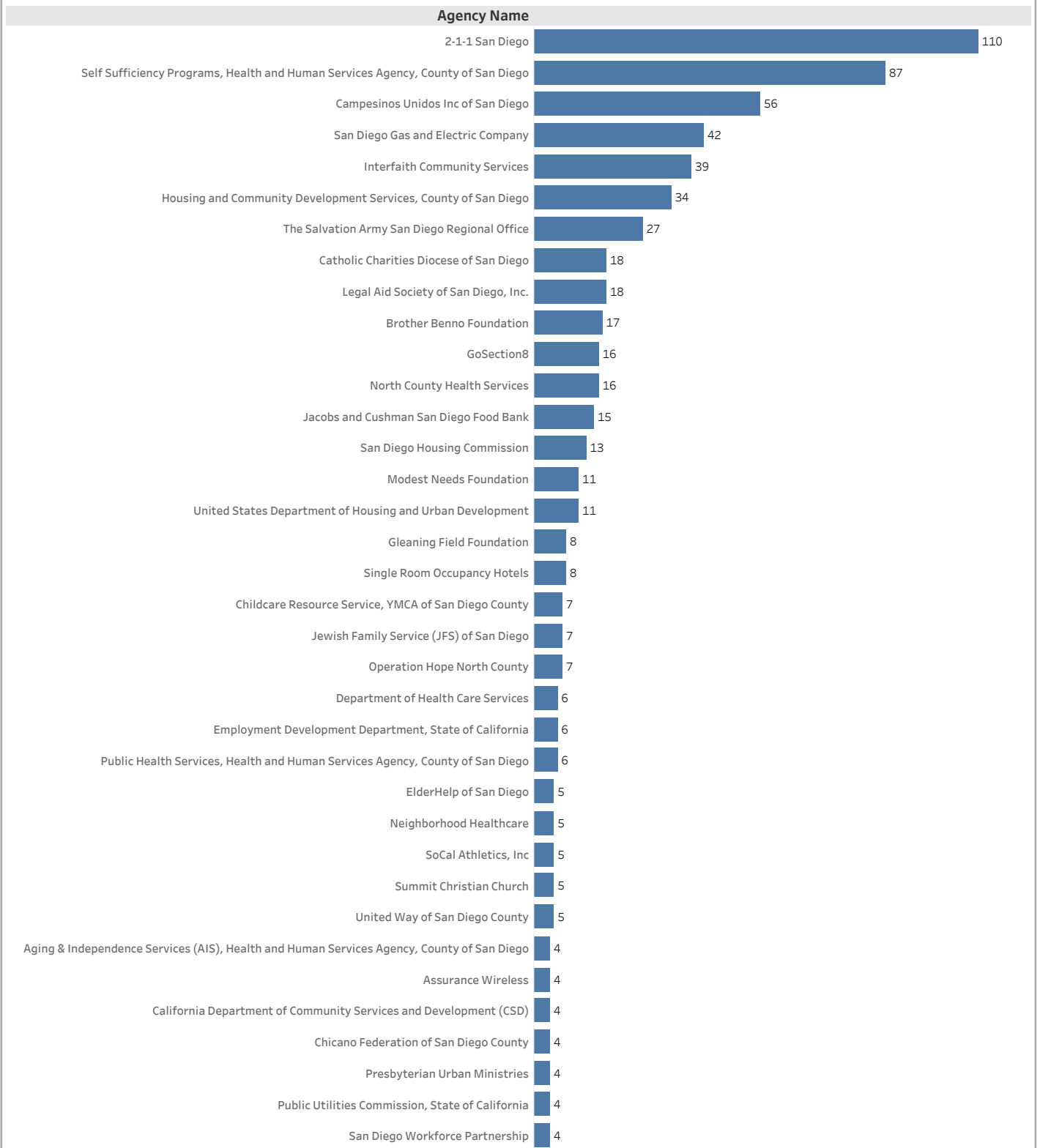
Community Connectors provide referrals to resources to meet client needs. The 2-1-1 San Diego Resource Database is structured into two levels of an organization: Agency and Service. Agency is the highest level of an organization/business and can be comprised of many services. Services are the programs provided by the Agency and can be located at one or more sites.

Total Referrals: 830

The most common referrals provided to City of San Marcos clients were to **2-1-1 San Diego** (internal referrals), **County of San Diego HHSA** and **Campesinos Unidos**. The next page provides the number of referrals by service.

### Top Referrals by Agency

Agencies with 4 or more referrals



Data Source: 2-1-1 San Diego Information Systems | Reporting Period: Quarter 1, FY 2019-2020

Note(s): This report includes unique identifiable clients and anonymous clients in the 2-1-1 and CIE databases for San Diego and Imperial counties. Demographics include only identifiable client records. Needs and referrals include both anonymous and identifiable client records.

## Referrals

Community Connectors provide referrals to resources to meet client needs. The 2-1-1 San Diego Resource Database is structured into two levels of an organization: Agency and Service. Agency is the highest level of an organization/business and can be comprised of many services. Services are the programs provided by the Agency and can be located at one or more sites.

**CalFresh Enrollment Services, Home Energy Bill Assistance and the ACCESS Customer Service Center are the services City of San Marcos clients were most commonly referred to last quarter.**

### Top Referrals by Agency and Service

Services with 4 or more referrals

Agency Name	Service Name	
2-1-1 San Diego	CalFresh Enrollment Services	96
Assurance Wireless	Assurance Wireless	4
Brother Benno Foundation	Rent Payment Assistance	13
California Department of Community Services and Development..	Low Income Home Energy Assistance Program (LIHEAP)	4
Campesinos Unidos Inc of San Diego	Home Energy Bill Assistance Program, San Diego Office	56
Catholic Charities Diocese of San Diego	Case Management Services	8
	La Posada de Guadalupe	6
Childcare Resource Service, YMCA of San Diego County	YMCA Childcare Resource Service, Child Care Referral Line	5
Department of Health Care Services	Medi-Cal Dental Provider (Denti-Cal)	5
ElderHelp of San Diego	HomeShare	4
Gleaning Field Foundation	Food Pantry	8
GoSection8	GoSection8	16
Housing and Community Development Services, County of San Diego	County of San Diego Housing Resource Directory	27
	Section 8 Rental Assistance Program	4
Interfaith Community Services	Basic Needs Walk-in Services, Escondido	9
	Haven House Shelter	13
	Home Project	6
Jacobs and Cushman San Diego Food Bank	Neighborhood Distribution Program, Calvary Chapel Mission Hills	5
Legal Aid Society of San Diego, Inc.	Consumer Center For Health Education and Advocacy (CCHEA), North County Office	5
Modest Needs Foundation	Self-Sufficiency Grants	11
Neighborhood Healthcare	Dental Care, Ray M Dickinson Wellness Center, Escondido	4
Operation Hope North County	Operation Hope North County	7
Presbyterian Urban Ministries	Client Services	4
Public Utilities Commission, State of California	California Lifeline Program	4
San Diego Gas and Electric Company	California Alternate Rates for Energy (CARE) Program	25
	Energy Savings Assistance Program (ESAP)	11
San Diego Housing Commission	Affordable Housing Resource Guide	9
	Section 8 Housing Choice Voucher Rental Assistance & SDHC Managed Units	4
Self Sufficiency Programs, Health and Human Services Agency, County of San Diego	ACCESS Customer Service Center and Self Service	41
	CalFresh (SNAP), North Inland Family Resource Center	13
	Family Resource Center (FRC) Reschedule Line	4
	Family Stabilization Program, North Inland	4
	Medi-Cal, North Inland Family Resource Center	6
	MyBenefits CalWIN	8
SoCal Athletics, Inc	Orchard's Edge	5
Summit Christian Church	Food Distribution	5
The Salvation Army San Diego Regional Office	Haven Interim Housing, Door of Hope	4
	Neighbor to Neighbor, Escondido Corps	17
United States Department of Housing and Urban Development	Housing and Urban Development Affordable Apartment Online Directory	11
United Way of San Diego County	Neighbor to Neighbor, Unions United	5

Data Source: 2-1-1 San Diego Information Systems | Reporting Period: Quarter 1, FY 2019-2020

Note(s): This report includes unique identifiable clients and anonymous clients in the 2-1-1 and CIE databases for San Diego and Imperial counties. Demographics include only identifiable client records. Needs and referrals include both anonymous and identifiable client records.



## 2-1-1 San Diego Client Profile Report City of San Marcos Year-to-Date Summary

### Year-to-Date Summary

Category	Quarter 1	Quarter 2	Quarter 3	Quarter 4	Grand Total
Low Income Clients	521				521
Needs	1,301				1,301
Referrals	830				830
Total Clients	524				524

In Quarter 1: FY 2019-20, 2-1-1 San Diego helped an additional **521** low-income clients from the City of San Marcos, for a total of **521** low-income clients and **830** referrals addressing **1,301** needs over four quarters in FY 2019-2020.

2-1-1 has also assisted **3** clients who did not identify as low-income (over 80% AMI) this fiscal year.

Data Source: 2-1-1 San Diego Information Systems | Reporting Period: Quarter 1, FY 2019-2020

Note(s): This report includes unique identifiable clients and anonymous clients in the 2-1-1 and CIE databases for San Diego and Imperial counties. Demographics include only identifiable client records. Needs and referrals include both anonymous and identifiable client records.



## The Elizabeth Hospice

September 30, 2019

Julie Magee  
San Marcos Community Foundation  
1 Civic Center Dr  
San Marcos, CA 92069-2918

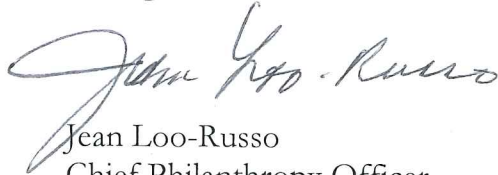
Dear Ms. Magee,

On behalf of the Board of Directors, staff, and all those we serve, I offer our sincere appreciation to San Marcos Community Foundation for your recent contribution of \$2,500 to The Elizabeth Hospice, in support of our grief and counseling services. We are honored that you have chosen to invest in our services for patients, families, and our community.

Your generosity makes a significant difference to both patients and caregivers alike. With this gift, you are not only supporting the mission and programs of The Elizabeth Hospice, you are showing kindness to our neighbors, young and old, who are facing some of life's toughest challenges.

We look forward to strengthening our partnership with San Marcos Community Foundation as we work together serving our community. Please call on me at any time if I can be of assistance or answer any questions.

With gratitude,



Jean Loo-Russo  
Chief Philanthropy Officer  
760-796-3744  
Jean.loo-russo@ehospice.org

*Thank you so much.*

*No goods or services were provided in consideration of your contribution.*





September 24, 2019

Julie Magee  
SMCF Board Secretary  
San Marcos Community Foundation  
One Civic Center Drive  
San Marcos, CA 92069-2918

Dear Julie,

On behalf of the thousands of community members served by Interfaith Community Services (Interfaith) each year, *Thank you*. This invaluable partnership with the San Marcos Community Foundation enables Interfaith to provide underserved, low-income seniors with the support and resources necessary to improve their food security, enhance their access to basic needs, supportive services, and mental and medical healthcare, and improve their overall wellness. Please accept our sincere gratitude for the San Marcos Community Foundation's 2019 gift in the amount of \$1,000 to support the North County Senior Connections Program.

Through its 45+ comprehensive, wraparound services, Interfaith aims to assist North San Diego County individuals and families on their pathway to self-sufficiency and housing stability by providing those in need with the critical resources and services necessary to successfully stabilize their lives, connect with their community, and ultimately thrive. We are incredibly grateful to you for partnering with us in making this goal a reality, improving the lives of so many North County senior community members and making a significant impact in our shared community. Because of your generosity, Interfaith is able to provide the highest quality of service to those seeking support each day.

We know that our work is only possible because of generous, inspiring, and purposeful organizations like the San Marcos Community Foundation. Our stewardship of your gift will be conducted with care and effectiveness. We are excited to continue this partnership and look forward to the positive waves of change we will make together during this coming year. Should you have any questions, please feel free to contact me at [jhandy@interfaithservices.org](mailto:jhandy@interfaithservices.org) or (760) 546-8948.

Sincerely,

Jennifer Handy  
Grant Writer





#### BOARD OF DIRECTORS

**Kim Dunham Bergsma, M.S.**  
**Board Chair**  
Marketing & Organization  
Development Professional

**Carmen Nava, Ph.D.**  
**Board Vice-Chair**  
Department of History, CSUSM

**Chad Vargo**  
**Board Secretary**  
President of Risk Management,  
Culture Insurance Services, LLC

**Jason Davis**  
**Board Treasurer**  
Vice President,  
California Bank & Trust Private  
Wealth Management

**Erick Altona**  
Lounsbery Ferguson Altona & Peak

**Brian Brillo, M.A.**  
Human Resources Professional

**Bob MacMahon**  
Licensed Marriage and  
Family Therapist

**Rich Martin**  
Principal, RAM Consulting Services

**Heather McDonald**  
Business Owner

**Vincent Pandes**  
Managing Director, Silvercrest  
Asset Management

#### OUR MISSION:

Inspiring children to learn  
about our world through  
exploration, imagination,  
and experimentation.

September 18, 2019

Julie Magee  
San Marcos Community Foundation  
One Civic Center Dr.  
San Marcos, CA 92069-2918

Dear Julie,

Thank you for your generous and meaningful grant to San Diego Children's Discovery Museum supporting our Access for All: Scholarship Fund. Your donation will enable us to further support San Diego children and schools with important hands-on learning opportunities. Through the support of community members like you, we can remove barriers, ensuring all children and families have access to hands-on, early childhood education in science, art, and world culture activities.

San Diego Children's Discovery Museum inspires children to learn about our world through exploration, imagination, and experimentation. We remain the only hands-on educational children's museum in North San Diego County, serving children ages 0 – 10 with interactive exhibits and programs focused on science, world cultures, and art.

With the help of supporters like you, we continue to create a special place where children, families, and communities can gather to dream and discover our world through science, the arts, and world cultures. The past year was a remarkable one for the Museum, highlighted by new interactive exhibits and programs, and the expansion of our Education & Outreach Team and Children's Mobile Museum. Last school year, we served 170,000 both on-site and through our Mobile Children's Museum.

San Diego Children's Discovery Museum received the following donation(s) from you:

Check date: 9/5/2019  
Donation Amount:

Check #00148713  
\$3,000.00

*San Diego Children's Discovery Museum provided no goods or services to you [other than goods or services with insubstantial value] in return for your donation. Please keep this receipt with your important papers. The Internal Revenue Service may disallow your deduction if you are unable to provide this receipt upon request. Also, if the value of your gift is \$250 or more, you must have this receipt in hand before you file your tax return.*

We truly appreciate your support during this exciting time of growth.

Sincerely,

A handwritten signature in black ink, appearing to read "Wendy Taylor".

Wendy Taylor  
Executive Director

320 North Broadway • Escondido, CA 92025 • [www.sdcdm.org](http://www.sdcdm.org) • (760) 233-7755

San Diego Children's Discovery Museum is a 501(c)(3) organization as determined  
by the Internal Revenue Service (Tax ID #33-0912735)



Dear Michael,

The San Marcos Chamber's Board of Directors and staff value your participation in the Chamber network of local businesses and thank you for renewing your Chamber membership for the coming 12 months. By supporting Chamber programs and projects you are investing in the economic vitality of the local community, and therefore, in your own business. Recently the Board of Directors approved a Strategic Plan that is focused on three pillars:

- Advocating for our Chamber Members
- Promoting San Marcos
- Adding Value for Members

We pride ourselves in being problem solvers and providing you with resources that will help your business thrive. Please visit our website or follow our weekly newsletter to keep updates on seminars, workshops and events that we are promoting. A few of the many Chamber membership benefits are listed below.

- **Off-Page Search Engine Optimization** – Link(s) from the Chamber website to your website and promote your business through the Chamber digital directory at member pricing, to positively affect your online exposure.
- **Advocacy** - We are the voice of business in San Marcos. We will advocate appropriate issues on your behalf to allow you the ability to grow your business.
- **Seminars** – Partnering with our higher education members to offer topical seminars to provide you with valuable resources for your business.
- **Access** – Introductions to city leaders and Chamber members to help you solve issues and meet new clients.
- **Mixers** – Opportunity to meet business owners, community leaders and potential clients at multiple events offered each month.
- **Ribbon Cuttings** – An economical way to market and promote your business, introduce your business and employees to the community, and kick-off awareness for your products, services and brand.
- **Special Events** - Participate with hundreds of other San Marcos businesses to increase your business exposure by attending, participating and volunteering for special events throughout the year.
- **Chamber Plaque** – The membership plaque proudly states that you are a valued member of the San Marcos Chamber of Commerce.
- **Marketing** – An opportunity to promote and market your business in Chamber weekly eBlasts and eNewsletters; on the Chamber website; at events, through sponsorships and more, at member pricing.

A great way to benefit from your membership is to network with others. Enclosed are two coupons for up to four guests (a \$40 value) as a thank you for your renewal. Again, we are grateful for your past support and thank you in advance for renewing your commitment to the local business community.

Sincerely,  
  
Rick Rungaitis  
CEO

## CALENDAR OF EVENTS

SEPTEMBER 2019– PLEASE REGISTER @ [WWW.SANMARCOSCHAMBER.COM](http://WWW.SANMARCOSCHAMBER.COM)

September 12 - Thursday

**Coffee Connections**

8:00 – 9:00 a.m.

The Meridian

1177 San Marino Drive, Lake San Marcos

FREE to members

\$25 for Prospective Members

September 14 – Saturday

**3<sup>rd</sup> Annual Taste of San Marcos**

All Along North City Drive

Enjoy Unlimited Sips and Tastes for \$35

Tickets Available: <https://tasteofsanmarcos2019.brownpapertickets.com/>

September 20 – Friday

**Coffee with the Mayor**

9:00 -10:00 a.m.

Union Cowork, 251 North City Drive

Free to all

September 26 – Thursday

**Sundowner Business Mixer at the Fairfield Inn**

5:00 – 7:00 p.m.

227 W. San Marcos Blvd., San Marcos, CA

Members: \$5 in advance, \$10 at the door

Prospective Members: \$20 in advance, \$25 at the door

October 13 – Sunday

**San Marcos Harvest Festival & Street Fair**

9:00 a.m. – 5:00 p.m.

Via Vera Cruz between San Marcos Blvd & Grand Avenue

Family Friendly Event Free to All

Every Tuesday

**San Marcos Farmer's Market**

3:00 – 7:00 p.m.

1035 La Bonita Ave., San Marcos, CA

Across from the Decoy/Dockside





## 2019 SAN MARCOS CHAMBER OF COMMERCE COMMITTEES

### Membership Outreach

- Visit a minimum of two existing Chamber members per month as assigned and agreed upon with the committee chair.
- Attend a minimum of 9 committee meetings per year.
- Attend a minimum of 1 Chamber event per month (i.e. Ribbon Cutting, Mixer, Lunch Mob, etc.)
- Moderate 1 Lunch Mob per year.
- Collect a total of 6 Opportunity Drawing items per year.
- Meetings – Monthly, dates TBD

Each committee member will receive:

- A Chamber name badge (February 2019)
- A Member Spotlight in one edition of the Chamber's e-Newsletter

### Education

- Develop opportunities and programs for the Chamber to become the conduit between local businesses and education institutions serving San Marcos
- Participate in education powered events by promoting and attending
- Meetings – First Thursday of each month, 8-9 am, San Marcos Chamber Board Room

### Taste of San Marcos

- Work with staff in all facets of hosting annual Taste of San Marcos event.
- Meetings – TBD

If you are interested in joining a committee, please contact Rick Rungaitis at (760) 744-1270 or at [rick@sanmarcoschamber.com](mailto:rick@sanmarcoschamber.com).



September 16, 2019

Julie Magee, SMCF Board Secretary  
San Marcos Community Foundation  
One Civic Center Drive  
San Marcos, CA 92069-2918

Dear Julie,

On behalf of everyone at **Solutions for Change**, particularly the residents in our program, our sincere thanks to you and everyone at the San Marcos Community Foundation for the \$2,500 grant we received to help provide homeless parents and children a safe, stable, sober living environment.

Your generosity and continued funding means a great deal to all of us and particularly to those we serve. Your support helps provide critical interventions for homeless families, halting the cycle of poverty for generations to come. **Solutions for Change** empowers families, moving them from a life of dependency on services, to a life of self-sufficiency and purpose.

This past year, **Solutions for Change** transformed the lives of 209 families, impacting 506 children and 226 adults! We rely on community support to sponsor these families as they complete our 1,000-day Solutions University and we are truly grateful for your commitment to their success.

Your generous grant of \$2,500 is tax deductible, and for your records, our Federal Tax ID # is 33-0902617.

We will keep you updated on our residents' progress and achievements as we help these families build new and more promising futures!

With sincere gratitude,

Debra Sallaz  
Development Officer



*Thank you from all our Solutions Kids!*



September 17, 2019

Ms. Julie Magee  
San Marcos Community Foundation  
1 Civic Center Drive  
San Marcos, CA 92069-2918

Dear Ms. Magee,

We are grateful to the San Marcos Community Foundation for their support of our athletes who live in San Marcos. Your grant of \$1,000 received on May 9, 2019 supported San Marcos athletes in the summer sport of bowling – 19 of our bowling athletes live in San Marcos. Your support assisted with the cost of the weekly practice at Surf Bowl in Oceanside, the Regional Bowling Competition costs, and the transportation of all Surf Bowl athletes to the Bowling Competition in El Cajon.

Surfs Bowl facility rental - \$507

Competition Costs - \$2,737.38 total

Transportation Costs - \$1,443.52 (North County athletes only – nearly half are from San Marcos)

Athletes who live in San Marcos participate in all four seasons of Special Olympics. Thus far in 2019, San Marcos athletes competed in the sports of bowling, basketball, bocce, floor hockey, and swimming; bowling and basketball continue to be the most popular sports among San Marcos athletes.

Thank you for joining Special Olympics in creating an inclusive society for all, and for empowering individuals with an intellectual disability to pursue their dreams. The founder of the Special Olympics movement, Eunice Kennedy Shriver once said, “If only we open our eyes and hearts, we will find in the athletes of Special Olympics the best of the human spirit, and through them, each of us will find the best in ourselves.” Thank you, for making this possible.

Sincerely,

A handwritten signature in blue ink that reads "Amanda Baumann".

Amanda Baumann  
Senior Development Manager

**SAN MARCOS COMMUNITY FOUNDATION**  
**Grant Award History FY 2019-2020**

Name	Amount	Grant Type	Date	Name of Project	Summary of Project
Lake San Marcos Kiwanis Club Foundation	\$600	Mini	11/14/2019	LSM Kiwanis Literacy Project	Provide funds to purchase books for childhood literacy program. Will serve 4,000 San Marcos children.
American Academy of Pediatrics-CA	\$1,500	Mini	11/14/2019	Reach Out and Read San Diego 0-6 Initiative	Provide funds to expand Reach Out and Read San Diego delivery to vulnerable newborns. Will serve 300 San Marcos children.
The Escondido Creek Conservancy	\$1,500	Mini	8/27/2019	Elfin Forest Interpretive Microscope	Purchase stereo microscope for visitors to view creek inhabitants. Will serve approximately 1,300 residents a year.
San Marcos Prevention Coalition	\$1,000	Regular	8/27/2019	San Marcos Prevention Coalition Youth Group	Provide funds for Youth Coalition Director and 7 youth to participate in San Diego County Office of Education Spring Jam Leadership Development Camp. Serves 10,000 residents.
North County LGBTQ Resource Center	\$3,500	Regular	8/27/2019	Project Youth	Provide funds to support The Center's Youth activities including mental health services, the Leadership Summit Project, and Certified LGBTQ Competency Training for educators, youth organizations and first responders. Will serve 2,885 residents.
San Diego Children's Discovery Museum	\$3,000	Regular	8/27/2019	Educational Mobile Children's Museum Workshops and Exhibits for Low-Income Children in San Marcos	Provide supplemental education workshops to Title-I and low-income schools in the San Marcos Unified School District (SMUSD) through the Mobile Children's Museum. Will serve approximately 1,050 San Marcos children.
Interfaith Community Services	\$1,000	Regular	8/27/2019	North County Senior Connections	Provide funds to support the North County Senior Connections program which provide low-income seniors with hot, affordable meals, socialization, referrals for health care and other services. Will serve 401 seniors.

The Elizabeth Hospice	\$2,500	Regular	8/27/2019	Grief Support Services	Provide grief support services which include counseling, educational workshops, outreach programs, community events, and specialized programs for children and families. Will serve 251 residents.
Solutions for Change	\$2,500	Regular	8/27/2019	Solutions for Change	Provide parents and children a safe, stable, sober living environment and provide extensive support services for successful transition to self-sufficiency. Will serve 20 residents.
Total Grants Awarded FY 19/20	\$17,100				

11/19/19



## Fall Quarter FY 2019-2020: Funding Recommendation Worksheet

Asset Balance on 6/30/2019:	\$1,233,180
Total Available for Distribution for FY 2019-20:	\$49,327-\$61,659
Total FY19-20 Distributions Year to Date:	\$17,100
Total Funds Available for Quarter if Awarding Grants at 4% of Assets:	\$10,742
Total Funds Available for Quarter if Awarding Grants at 5% of Assets:	\$14,853

Name	Requested Amount	Type	Name of Project	Summary of Project	GFC Funding Recommendation
Foundation for Senior Well Being*	\$1,200.00	Mini	Senior Emergency Preparedness Event	Provide funds to purchase 60 go-bag starter kits for emergency preparedness. Will serve 50 residents	\$0.00
Friends of San Marcos Parks	\$4,816.00	Regular	Jack's Pond Nature Center Improvements	Provide funds to purchase interior paint, child sensory tables, and planting supplies. The funds will also be used to purchase manipulatives including children's microscopes, trays and other items. Will serve approximately 3,000 residents a year.	\$3,000.00
San Marcos Promise	\$6,800.00	Regular	SuperStrong Training	Provide funds to train two Educational Coordinators and 28 SMUSD teachers and counselors on the SuperStrong Interest Inventory Assessment. This assessment helps connect students to compatible career possibilities by researching job requirements, work styles, and educational programs using the online platform. Will serve 6,000 students.	\$0.00
North County Health Services*	\$5,000.00	Regular	NCHS San Marcos Pediatric Dental Sensor	Provide funds to support purchase a Schick dental HD x-ray sensor to increase the efficiency and capacity to provide oral healthcare to low-income, minority, and underserved children at the NCHS San Marcos Health Center. Will serve 2,385 residents.	\$5,000.00
San Marcos Community Youth Boosters	\$3,000.00	Regular	San Marcos High School Competition Season	Provide transportation for San Marcos High School dance teams to participate in four regional and one state competition. Will serve 128 students.	\$0.00

Jacobs & Cushman San Diego Food Bank*	\$5,000.00	Regular	Emergency Food Relief - North County Food Bank	Provide funds to purchase approximately 38,000 pounds of nutritious fresh produce. Food will then be distributed to low-income families through monthly Neighborhood Distributions and the Healthy Mobile Pantry program. Will serve approximately 5,000 residents.	\$2,000.00
Moonlight Cultural Foundation	\$5,000.00	Regular	Moonlight Youth Theatre	Provide funds to support Moonlight Youth Theatre. Funds will be used for staff coordination, theatre production costs, supplies for youth rehearsals and Moonlight Youth Summer Camp. Will serve 67 households.	\$0.00
Just in Time for Foster Youth*	\$5,000.00	Regular	College Bound FY 20	Provide funds to support transition-age foster youth (ages 18-26) attending CalState San Marcos with laptops, printers, and connection to volunteer coach and community. Will serve 50 students.	\$3,000.00
<b>Total Grants Requested:</b>	<b>\$35,816.00</b>			<b>Total Amount Recommended:</b>	<b>\$13,000.00</b>

November 19, 2019

\*Previously funded by SMCF

**SMCF Resolution No 2019-XX**

**A RESOLUTION OF THE SAN MARCOS COMMUNITY FOUNDATION  
BOARD OF DIRECTORS AUTHORIZING THE AWARD OF GRANT  
MONIES TO CERTAIN NON-PROFIT ORGANIZATION APPLICANTS**

**-- FALL QUARTER 2019--**

**WHEREAS**, the San Marcos Community Foundation Board of Directors is authorized, pursuant to its adopted articles and bylaws, to entertain proposals for non-profit activities from qualified public and charitable groups; and

**WHEREAS**, a total of seven (7) proposals were received by the Foundation prior to the submittal deadline established for the 2019 Fall quarter; and

**WHEREAS**, the Board of Directors did, at its quarterly meeting on November 13, 2019, consider such proposals and oral arguments pertaining to such proposals in a public meeting duly advertised and held in the manner required by law.

**NOW, THEREFORE, BE IT RESOLVED**, that the San Marcos Community Foundation Board of Directors does hereby authorize funding of the following four (4) grant proposals in the amounts specified:

<u>REQUESTING ORGANIZATION</u>	<u>GRANT AWARD</u>
Friends of San Marcos Parks	\$ 3,000.00
North County Health Services	\$ 5,000.00
Jacobs & Cushman North County Food Bank	\$ 2,000.00
Just in Time for Foster Youth	<u>\$ 3,000.00</u>
Total Fall Quarter 2019	\$13,000.00

**BE IT FURTHER RESOLVED**, that actual award of the above grants shall be contingent upon satisfactory compliance with all preconditions to funding specified.

**BE IT FURTHER RESOLVED**, that the Board's decision is based upon its determination that the above-referenced requests meet applicable legal requirements for funding as a non-profit activity and conform to Foundation policies pertaining to grant awards.

**PASSED, APPROVED AND ADOPTED** by the San Marcos Community Foundation Board of Directors, at a regular meeting thereof, this 19th day of November, 2019, by the following roll call vote:

AYES: BOARD MEMBERS: BANKS, BLANKENSHIP-WILLIAMS, BURTON, GENDEL, LUKOFF  
VANMIDDLESWORTH, WILSON

NOES: BOARD MEMBERS:

ABSENT: BOARD MEMBERS:

\_\_\_\_\_  
Colleen Lukoff, Board President

**ATTEST:**

\_\_\_\_\_  
Julie Magee, Secretary

**SMCF Resolution No 2019-XX**

**A RESOLUTION OF THE SAN MARCOS COMMUNITY FOUNDATION  
TO EXTEND POLICY NO. 2004-07 ESTABLISHING A PROCEDURE TO FILL THE  
POSITION OF VICE-PRESIDENT**

**WHEREAS**, the Bylaws of the San Marcos Community Foundation, ARTICLE 5. POWERS OF DIRECTORS, indicates that the Board of Directors shall have the power to appoint all the corporation's officers; and

**WHEREAS**, the Bylaws of the San Marcos Community Foundation, ARTICLE 8. OFFICERS, indicates that the officers of the corporation shall be a President, Secretary, and a Chief Financial Officer; and

**WHEREAS**, the Board of Directors previously established Policy No. 2004-07 to formalize how these positions are filled; and

**WHEREAS**, the Bylaws of the San Marcos Community Foundation, ARTICLE 8.1 state the corporation may also have, at the Board's discretion, one or more vice-presidents; and

**WHEREAS**, the corporation's President, Secretary and Chief Financial Officer were appointed in the Summer Quarter of 2019; and

**WHEREAS**, the vice-president was not appointed in the Summer Quarter of 2019; and

**NOW, THEREFORE, BE IT RESOLVED**, that the Board of Directors of the San Marcos Community Foundation does hereby approve that **NAME** shall serve as the Foundation's Vice-President until the Spring Quarter meeting in May 2020, at which time there will be an election of officers.

**PASSED, APPROVED, AND ADOPTED** by the San Marcos Community Foundation Board of Directors, at a regular meeting thereof, this 19th day of November, 2019, by the following roll call vote:

AYES: BOARD MEMBERS: BANKS, BLANKENSHIP-WILLIAMS, BURTON, GENDEL, LUKOFF  
VANMIDDLESWORTH, WILSON

NOES: BOARD MEMBERS:

ABSENT: BOARD MEMBERS:

**APPROVED:**

\_\_\_\_\_  
Colleen Lukoff, President

**ATTEST:**

\_\_\_\_\_  
Julie Magee, Secretary

I certify that the foregoing Resolution was duly adopted by the San Marcos Community Foundation Board of Directors on November 19, 2019.

Dated:

\_\_\_\_\_  
Julie Magee, Recording Secretary



## MINUTES

### SAN MARCOS COMMUNITY FOUNDATION GRANT FUNDING SUBCOMMITTEE SPECIAL MEETING

Wednesday, August 14, 2019

San Marcos Conference Room, 1 Civic Center Drive

#### CALL TO ORDER

President Lukoff called the meeting to order at 6:00 p.m.

#### ROLL CALL:

PRESENT: BOARD MEMBERS: BANKS\*, GENDEL, LUKOFF  
ABSENT: BOARD MEMBERS: NONE

\*Board member Banks arrived at 6:23 p.m.

**ALSO PRESENT:** Program Manager Julie Magee and Office Specialist II Joseline Cadima.

#### OLD BUSINESS

1. GRANT AWARD HISTORY – Noted and filed.

#### NEW BUSINESS

#### 2. MINI GRANT APPLICATION PROPOSAL

Board members discussed one mini grant request:

A). The Escondido Creek Conservancy, requested \$1,500.00 to purchase stereo microscope for visitors to view creek inhabitants.

**BOARD MEMBER GENDEL MOVED TO AWARD \$1,500.00 TO THE ESCONDIDO CREEK CONSERVANCY, SECONDED BY BOARD MEMBER BANKS. MOTION PASSED BY UNANIMOUS VOICE VOTE.**

AYES: BOARD MEMBERS: BANKS, LUKOFF, WILSON  
NOES: BOARD MEMBERS: NONE  
ABSENT: BOARD MEMBERS: NONE  
ABSTAIN: BOARD MEMBERS: NONE

#### 3. REGULAR GRANT APPLICATION PROPOSALS



**Board President Lukoff** reported a \$1,000.00 donation by Sharon Jenkins to the Now and Forever Fund, restated Board member Blankenship-Williams' willingness to match those donations; Program Manager Magee stated that \$500.00 was donated by Sophia Mitchell & Associates, LLC.

**Board members** discussed seven regular grant requests:

A). San Marcos Prevention Coalition, requested \$4,840.00 to provide funds for participation in the San Diego County Office of Education Spring Jam Leadership Development Camp.

B). North County LGBTQ Resource Center, requested \$10,000.00 to provide funds to support the center's youth activities including mental health services. Board member Gendel agreed to do a site visit and gather additional information to report at the next board meeting.

C). San Diego Green Building Council (SDGBC), requested \$9,000.00, to provide training and education centered around water conservation to staff and San Marcos community members to address the City's Climate Action Plan

D). San Diego Children's Museum, requested \$10,000.00 to provide supplemental education workshops to Title I and low-income schools in the San Marcos Unified School District through The Mobile Children's Museum.

E). Interfaith Community Services, requested \$10,000.00 to provide funds to support the North County Senior Connections program which provide low income seniors with affordable meals, socialization and referrals for health care and other services.

F). The Elizabeth Hospice, requested \$10,000.00 to provide grief support services which include counseling, educational workshops, outreach programs, community events, and specialized programs for children and families.

G). Solutions for Change, requested \$10,000.00 to provide parents and children a safe, stable, sober living environment and provide extensive support services for successful transition to self-sufficiency. Board members Gendel and Banks agreed to do a site visit and gather additional information to report at the next board meeting.

**BOARD MEMBER GENDEL MOVED TO RECOMMEND THE FOLLOWING GRANT AMOUNTS TO THE FULL FOUNDATION BOARD FOR CONSIDERATION AT ITS NEXT MEETING: \$1,060.00 TO SAN MARCOS PREVENTION COALITION, \$4,000.00 TO NORTH COUNTY LGBTQ RESOURCE CENTER, \$0.00 TO SAN DIEGO GREEN BUILDING COUNCIL, \$3,000.00 TO SAN DIEGO CHILDREN'S DISCOVERY MUSEUM, \$1,000.00 TO INTERFAITH COMMUNITY SERVICES, \$3,000.00 TO ELIZABETH HOSPICE, AND \$1,500.00 TO SOLUTIONS FOR CHANGE. SECONDED BY BOARD MEMBER BANKS. MOTION PASSED BY UNANIMOUS VOICE VOTE.**

AYES: BOARD MEMBERS: BANKS, LUKOFF, WILSON

NOES: BOARD MEMBERS: NONE

ABSENT: BOARD MEMBERS: NONE

ABSTAIN: BOARD MEMBERS: NONE



### **CONSENT CALENDAR**

**MOVED BY BOARD MEMBER GENDEL, SECONDED BY BOARD MEMBER BANKS, TO APPROVE THE CONSENT CALENDAR.**

AYES: BOARD MEMBERS: BANKS, LUKOFF, WILSON  
NOES: BOARD MEMBERS: NONE  
ABSENT: BOARD MEMBERS: NONE  
ABSTAIN: BOARD MEMBERS: NONE

**WAIVER OF TEXT** – Waived

**APPROVAL OF MINUTES** – Approved - SMCF Grant Funding Subcommittee Meeting minutes of April 10, 2019.

**ORAL COMMUNICATIONS** – No requests to speak.

### **ITEMS FOR THE GOOD OF THE ORDER**

**NEXT MEETING DATE** – The next meeting of the SMCF Board of Directors is scheduled for Tuesday, August 27, 2019 at 6:00 pm. The next meeting of the Grant Funding Subcommittee is scheduled for Wednesday, October 9, 2019 at 6:00 pm.

**MISCELLANEOUS** – Board President Lukoff noted St. Petka Serbian Orthodox Church's mini grant request can be placed on the agenda of the upcoming board meeting and confirmed that Friends of San Marcos is a 501(c)3 organization therefore qualifies for SMCF grants.

### **ADJOURNMENT**

**MOVED BY BOARD MEMBER GENDEL, SECONDED BY BOARD MEMBER BANKS TO ADJOURN THE MEETING AT 7:27 PM. MOTION PASSED BY UNANIMOUS VOICE VOTE.**

---

Colleen Lukoff, Board President

ATTEST:

---

Julie Magee, Recording Secretary

## MINUTES

### REGULAR MEETING OF THE SAN MARCOS COMMUNITY FOUNDATION BOARD

**Tuesday, August 27, 2019 – 6:00 PM**

**San Marcos Conference Room – 2<sup>nd</sup> Floor**

---

**CALL TO ORDER:** Board President Lukoff called the meeting to order at 6:00 p.m.

**ROLL CALL:**

PRESENT: BOARD MEMBERS: BANKS\*, BLANKENSHIP-WILLIAMS, BURTON,  
GENDEL, LUKOFF, VANMIDDLESWORTH,  
WILSON\*\*

ABSENT: BOARD MEMBERS: NONE

\*Board member Banks arrived at 6:04p.m

\*\*Board member Wilson arrived at 6:02p.m.

**ALSO PRESENT:** Board Secretary Julie Magee and Office Specialist II Joseline Cadima

**NEW BUSINESS**

**1. PRESIDENT'S REPORT**

- Board President Lukoff noted a successful report to the City Council in which council members pledged to donate \$200.00 to the Now and Forever Campaign; advised the appearance of Jerome Pearl from the Jewish Community Foundation at the November Board meeting to provide an informational session.
- Program Manager Magee stated that she will be creating a San Marcos Community Foundation calendar with important annual events that occur throughout the year.
- Provided update on 2-1-1 San Diego; Program Manager Magee noted that this nonprofit service is paid by the City of San Marcos through CDBG federal funds.
- Board President Lukoff informed board members that the San Marcos Community Foundation is part of the San Marcos Chamber of Commerce, San Diego Grant Makers, and the North County Philanthropy Council.

**MOVED BY BOARD MEMBER BLANKENSHIP-WILLIAMS, SECONDED BY BOARD MEMBER BANKS TO NOMINATE SHARON JENKINS TO THE HONARARY VOLUNTEER AWARD GIVEN BY THE NORTH COUNTY PHILANTHROPY COUNCIL**



AYES: BOARD MEMBERS: BANKS, BLANKENSHIP-WILLIAMS, BURTON,  
GENDEL, LUKOFF, VANMIDDLESWORTH, WILSON  
NOES: BOARD MEMBERS: NONE  
ABSENT: BOARD MEMBERS: NONE  
ABSTAIN: BOARD MEMBERS: NONE

## **2. FUND STATEMENT AND INVESTMENT UPDATE**

- Noted and filed

## **3. ELECTION OF OFFICERS**

**MOVED BY BOARD MEMBER GENDEL, SECONDED BY BOARD MEMBER BLANKENSHIP-WILLIAMS TO ELECT COLLEEN LUKOFF AS BOARD PRESIDENT AND TO TABLE THE ELECTION OF THE BOARD VICE PRESIDENT TO THE NEXT BOARD MEETING.**

AYES: BOARD MEMBERS: BANKS, BLANKENSHIP-WILLIAMS, BURTON,  
GENDEL, LUKOFF, VANMIDDLESWORTH, WILSON  
NOES: BOARD MEMBERS: NONE  
ABSENT: BOARD MEMBERS: NONE  
ABSTAIN: BOARD MEMBERS: NONE

## **4. REAPPOINTMENT OF CHIEF FINANCIAL OFFICER AND BOARD SECRETARY**

**MOVED BY BOARD MEMBER GENDEL, SECONDED BY BOARD MEMBER BLANKENSHIP-WILLIAMS TO APPROVE RESOLUTION NO. 2019-12 EXTENDING POLICY NO. 2004-07 UNTIL SPRING OF 2020.**

AYES: BOARD MEMBERS: BANKS, BLANKENSHIP-WILLIAMS, BURTON,  
GENDEL, LUKOFF, VANMIDDLESWORTH, WILSON  
NOES: BOARD MEMBERS: NONE  
ABSENT: BOARD MEMBERS: NONE  
ABSTAIN: BOARD MEMBERS: NONE

## **5. SMCF GRANT FUNDING SUBCOMMITTEE RECOMMENDATION**

- A. Board members decided to cancel future grant funding committee meetings if there are no mini grant requests and if the regular grants are nonprofit organizations that they have funded in the past; Board member Gendel reported her site visit to the North County LGBTQ Center which serves individuals of all age groups and provides resources and support to those in need; Board members Banks and Gendel reported their site visit to Solutions for

Change which provides services to sober homeless individuals, and does not receive funding from the federal or state government; board members discussed the summer quarter funding recommendation worksheet.

- B. Board members reviewed and discussed the St. Petka's Serbian Orthodox Church mini grant request and decided to not approve their grant request.
- C. Approved Resolution No. 2019-13, Summer Quarter Regular Grants with amendments.

**MOVED BY BOARD MEMBER GENDEL SECONDED BY BOARD MEMBER WILSON TO APPROVE RESOLUTION NO. 2019-13 WITH THE FOLLOWING AMENDMENTS, \$3,500.00 TO NORTH COUNTY LGBTQ RESOURCE CENTER, \$2,500.00 TO THE ELIZABETH HOSPICE AND \$2,500.00 TO SOLUTIONS FOR CHANGE, AS RECOMMENDED BY THE SMCF GRANT FUNDING COMMITTEE.**

AYES:	BOARD MEMBERS: BANKS, BLANKENSHIP-WILLIAMS, BURTON, GENDEL, LUKOFF, VANMIDDLESWORTH, WILSON
NOES:	BOARD MEMBERS: NONE
ABSENT:	BOARD MEMBERS: NONE
ABSTAIN:	BOARD MEMBERS: NONE

## **OLD BUSINESS**

### **6. PROMOTIONAL AND FUNDRAISING ACTIVITIES/IDEAS**

- Board members discussed donations to the Now and Forever campaign; Board member Blankenship-Williams noted that SDGE pledged to match the total amount donated.

## **CONSENT CALENDAR**

### **7. WAIVER OF TEXT** – Waived

### **8. APPROVAL OF MINUTES** - SMCF Board Meeting May 21, 2019 - Approved

### **9. ORAL COMMUNICATIONS**

**MOVED BY BOARD MEMBER BURTON, SECONDED BY GENDEL TO APPROVE THE CONSENT CALENDAR.**

AYES:	BOARD MEMBERS: BANKS, BLANKENSHIP-WILLIAMS, BURTON, GENDEL, LUKOFF, VANMIDDLESWORTH, WILSON
NOES:	BOARD MEMBERS: NONE
ABSENT:	BOARD MEMBERS: NONE
ABSTAIN:	BOARD MEMBERS: NONE

## **ITEMS FOR THE GOOD OF THE ORDER**

### **10. MISCELLANEOUS**

- Next quarter's Grant Funding Subcommittee (GFS) will include Board Members Blankenship-Williams, Banks and Vanmiddlesworth with Burton as alternate. Program Manager Magee noted that the following GFS meeting will be held on Wednesday, October 9, 2019 and the next full board meeting will be Tuesday, November 19, 2019; also noted term expirations for Doc Burton and Colleen Lukoff.

### **11. ADJOURNMENT**

**BOARD MEMBER BURTON MOVED TO ADJOURN THE MEETING, SECONDED BY BOARD MEMBER BANKS. MOTION PASSED BY UNANIMOUS VOICE VOTE.**

Meeting adjourned at 7:08 p.m.

---

COLLEEN LUKOFF, BOARD PRESIDENT  
SAN MARCOS COMMUNITY FOUNDATION

ATTEST:

---

JULIE MAGEE, PROGRAM MANAGER  
CITY OF SAN MARCOS