
SAN MARCOS COMMUNITY FOUNDATION BOARD MEETING AGENDA

Tuesday, February 18, 2020 – 6:00 PM
San Marcos Room – 2nd Floor

Cell Phones: As a courtesy to others, please silence your cell phone or pager during the meeting and engage in conversations outside the meeting room.

Americans with Disabilities Act: If you need special assistance to participate in this meeting, please contact the Board Secretary at (760) 744-1050, ext. 3137. Notification 48 hours in advance will enable the City to make reasonable arrangements to ensure accessibility to this meeting. Assisted listening devices are available for the hearing impaired. Please see the Board Secretary if you wish to use this device.

Public Comment: If you wish to address the Board on any agenda item, please complete a “Request to Speak” form. Be sure to indicate which item number you wish to address. Comments are limited to FIVE minutes.

The Oral Communication segment of the agenda is for the purpose of allowing the public to address the Board on any matter NOT listed on the agenda. The Board is prohibited by state law from taking action on items NOT listed on the Agenda. However, they may refer the matter to staff for a future report and recommendation. If you wish to speak under “Oral Communications,” please complete a “Request to Speak” form as noted above.

Meeting Schedule: Regular San Marcos Community Foundation Board meetings are generally held on the third Tuesday in the month of February, May, August and November. The Agenda’s are posted on the City website at: www.san-marcos.net.

Agendas: Agenda packets are available for public inspection 72 hours prior to scheduled meetings at the Administration Department located on the second floor of City Hall, 1 Civic Center Drive, San Marcos, during normal business hours. Any agenda-related writings or documents provided to a majority of the San Marcos Community Foundation after distribution of the agenda packet are available for public inspection at the same time at the Administration Department.

CALL TO ORDER

ROLL CALL

NEW BUSINESS

1. PRESIDENT’S REPORT

- Recognition of Council Member Sharon Jenkins, our North County Philanthropy Council honoree

- Updates of note to the Board
*Recommendation: **NOTE & FILE/DISCUSS***

2. **SMCF GRANT FUNDING COMMITTEE RECOMMENDATION**

Quarterly funding recommendation to the SMCF Board for deliberation.

- (a) Grant Funding Update Fiscal Year 2019/2020
 - (b) Winter Quarter Funding Recommendation Worksheet
 - (c) Resolution 2020-XX, Winter Quarter Regular Grants
- Recommendation: **CONSIDER/APPROVE***

3. **STRATEGIC PLANNING**

*Recommendation: **DISCUSS/APPROVE***

4. **SMCF GRANT FUNDING COMMITTEE MEETINGS**

- Discussion of convening scheduled meetings absent new agenda items.

OLD BUSINESS

5. **PROMOTIONAL AND FUNDRAISING ACTIVITIES/IDEAS**

*Recommendation: **DISCUSS/APPROVE***

CONSENT CALENDAR

6. **WAIVER OF TEXT** This item is to waive the reading of all text of all Resolutions and Policies adopted at this meeting. Resolutions and Policies shall be adopted by title.
*Recommendation: **WAIVE***

7. **APPROVAL OF MINUTES** – SMCF Grant Funding Subcommittee Meeting, November 13, 2019.
*Recommendation: **CONSIDER/APPROVE***

8. **APPROVAL OF MINUTES** SMCF Board Meeting of November 19, 2019.
*Recommendation: **CONSIDER/APPROVE***

9. **ORAL COMMUNICATIONS** Speakers are limited to five minutes. Please complete a “Request to Speak” form and place in basket provided. According to Board policy, *FIFTEEN* minutes has been established during this portion of the Agenda to allow citizens to speak on any matter NOT listed. The Board is prohibited by state law from taking action on items NOT listed on the Agenda. However they may refer the matter for a future report and recommendations.

ITEMS FOR THE GOOD OF THE ORDER

10. **MISCELLANEOUS**

Selection of next quarter’s Grant Funding Subcommittee

11. ADJOURNMENT

AFFIDAVIT OF POSTING

STATE OF CALIFORNIA)
COUNTY OF SAN DIEGO) ss.
CITY OF SAN MARCOS)

I, Julie Magee, hereby certify that I caused the posting of this revised Agenda in the glass display case at the north entrance of City Hall and on the City website on Monday, February 14, 2020 prior to 6:00 pm.



Julie Magee, Recording Secretary



4950 Murphy Canyon Road, San Diego, CA 92123
(858) 279-2740 | finance@jcfsandiego.org | www.jcfsandiego.org

DATE: February 7, 2020

DELIVER TO: Julie Magee, and Joseline Cadima

Email: jmagee@san-marcos.net; jcadima@san-marcos.net;
accounting@san-marcos.net;

FROM: JCF Finance Department

OF PAGES: 3, including cover

SUBJECT: *San Marcos Community Foundation (SANM) and
S.M. Community Found – Now & Forever (SANMA)*

MESSAGE: Fund Activity Reports for January 2020

If you have any questions, please feel free to contact us at finance@jcfsandiego.org.

San Marcos Community Foundation		Beginning Balance:	1,302,819.28
Apply Date	Descr.	Expense/DR	Income/CR
01/31/2020	Dividends	0.00	959.19
01/31/2020	Realized Gain	0.00	446.50
01/31/2020	Unrealized Loss	15,808.54	0.00
01/31/2020	Unrealized Loss	12,210.03	0.00
01/31/2020	Custodian Fee	65.14	0.00
01/31/2020	Consultant Fee	54.28	0.00
01/31/2020	Foundation Fee	473.83	0.00
		28,611.82	1,405.69
San Marcos Community Foundation		Ending Balance:	1,275,613.15

S.M. Community Found - Now & Forever		Beginning Balance:	5,539.83
Apply Date	Descr.	Expense/DR	Income/CR
01/31/2020	Dividends	0.00	4.86
01/31/2020	Realized Gain	0.00	0.63
01/31/2020	Unrealized Loss	131.93	0.00
01/31/2020	Custodian Fee	0.28	0.00
01/31/2020	Consultant Fee	0.23	0.00
01/31/2020	Foundation Fee	1.99	0.00
		134.43	5.49
S.M. Community Found - Now & Forever		Ending Balance:	5,410.89

Asset Allocation vs. Policy Targets

Endowment Pool			
Asset Class	Actual	Target	Over/Under Target
Equity	55.5%	55.0%	+0.5%
Fixed Income	10.6%	10.0%	+0.6%
Real Assets	5.9%	5.0%	+0.9%
Multi-Strategy	28.0%	30.0%	-2.0%
Cash	0.0%	0.0%	+0.0%

Long Term Pool			
Asset Class	Actual	Target	Over/Under Target
Equity	59.4%	58.5%	+0.9%
Fixed Income	37.1%	38.0%	-0.9%
Real Assets	3.5%	3.5%	0.0%
Multi-Strategy	0.0%	0.0%	0.0%
Cash	0.0%	0.0%	0.0%

Mid Term Pool			
Asset Class	Actual	Target	Over/Under Target
Equity	20.6%	20.0%	+0.6%
Fixed Income	74.4%	75.0%	-0.6%
Real Assets	5.1%	5.0%	+0.1%
Cash	0.0%	0.0%	0.0%

Long Term Index Pool			
Asset Class	Actual	Target	Over/Under Target
Equity	65.8%	65.0%	+0.8%
Fixed Income	34.2%	35.0%	-0.8%
Cash	0.0%	0.0%	0.0%

Impact Investment Pool			
Asset Class	Actual	Target	Over/Under Target
US Public Equities	51.9%	40.0%	+11.9%
Int'l Equities	13.0%	10.0%	+3.0%
Israeli Equities	6.5%	5.0%	+1.5%
Private Equity	0.0%	10.0%	-10.0%
Public Debt	23.6%	20.0%	+3.6%
Israeli Debt	3.2%	5.0%	-1.8%
Private Debt	1.6%	10.0%	-8.4%
Cash	0.2%	0.0%	+0.2%

Short Term Pool			
Asset Class	Actual	Target	Over/Under Target
Cash	100.0%	100.0%	0.0%

Jewish Community Foundation of San Diego - Endowment Pool

Asset Allocation & Performance (Net of Fees)

December 31, 2019

	Allocation		Performance								
	Asset \$	%	1 Month	QTD	CYTD	1 Year	3 Year	5 Year	7 Year	Inception	Inception Date
Total Portfolio	152,955,551	100.0	2.28	5.21	16.74	16.74	8.92	6.17	6.59	5.94	Jul-2008
Endowment Pool Policy Index			2.26	5.48	17.61	17.61	8.23	5.77	6.27	5.26	
CPI + 5%			0.32	1.31	7.40	7.40	7.21	6.91	6.70	6.48	
Total Equity	84,935,600	55.5	3.41	8.40	25.46	25.46	12.44	8.69	10.11	6.84	Aug-2008
MSCI AC World IMI (Net)			3.55	9.05	26.35	26.35	12.09	8.34	9.73	6.80	
Global Equity	43,745,942	28.6									
Harding Loevner Global Equity (HLMVX)	15,701,903	10.3	3.73	10.75	29.01	29.01	15.18	10.46	11.10	11.30	Jul-2012
MSCI AC World Index (Net)			3.52	8.95	26.60	26.60	12.44	8.41	9.73	10.43	
Dodge & Cox Global Stock (DODWX)	14,224,554	9.3	4.36	10.79	23.85	23.85	9.55	7.20	10.53	11.71	Jul-2012
MSCI AC World Index Value (Net)			3.51	7.62	20.59	20.59	8.36	6.07	7.79	8.69	
Walter Scott Global Stock (DGLRX)	13,819,486	9.0	3.30	7.85	29.55	29.55	16.51	10.96	10.82	11.58	Jul-2012
MSCI AC World Index Growth (Net)			3.53	10.23	32.72	32.72	16.60	10.70	11.62	12.14	
Large Cap Equity	12,930,079	8.5									
Wellington (Vanguard) Dividend Growth (VDIGX)	12,930,079	8.5	2.59	4.58	30.95	30.95	16.11	11.55	14.25	13.81	Jul-2012
S&P 500			3.02	9.07	31.49	31.49	15.27	11.70	14.73	14.56	
SMID Cap Equity	3,667,087	2.4									
William Blair (WSMDX)	3,667,087	2.4	-0.29	4.24	30.77	30.77	18.19	13.04	16.10	14.31	Jul-2013
Russell 2500 Growth Index			0.93	10.57	32.65	32.65	15.17	10.84	14.11	12.70	
Russell 2500 Index			2.11	8.54	27.77	27.77	10.33	8.93	12.26	10.79	
Small Cap Equity	4,145,191	2.7									
Integrity Small-Cap Value (VSVIX)	4,145,191	2.7	3.65	8.15	23.08	23.08	4.04	5.51	10.24	10.81	Jul-2012
Russell 2000 Value Index			3.50	8.49	22.39	22.39	4.77	6.99	10.13	10.70	
Russell 2000 Index			2.88	9.94	25.53	25.53	8.59	8.23	11.65	11.86	

Jewish Community Foundation of San Diego - Endowment Pool

Asset Allocation & Performance (Net of Fees)

December 31, 2019

	Allocation		Performance								Inception Date
	Asset \$	%	1 Month	QTD	CYTD	1 Year	3 Year	5 Year	7 Year	Inception	
International Developed	5,205,348	3.4									
DFA International Small Company (DFISX) <i>MSCI EAFE Small Cap (Net)</i>	5,205,348	3.4	4.98 4.37	12.25 11.52	24.20 24.96	24.20 24.96	9.24 10.92	7.87 8.85	8.27 9.42	9.66 10.73	Jul-2012
Emerging Markets Equity	9,141,469	6.0									
Touchstone Sands Cptl Emerg Mkts (TSEGX) <i>MSCI Emerging Markets (Net)</i>	4,633,868	3.0	3.80 7.46	11.30 11.84	27.56 18.44	27.56 18.44	15.28 11.57	7.21 5.61	- 3.26	12.67 12.17	Jun-2016
Wells Fargo Emerging Markets Equity (EQIIX) <i>MSCI Emerging Markets (Net)</i>	4,507,601	2.9	7.58 7.46	10.76 11.84	16.90 18.44	16.90 18.44	8.99 11.57	4.21 5.61	3.42 3.26	9.02 12.17	Jun-2016
Long/Short Equity	4,779,880	3.1									
Titan Global Equity <i>HFRI Equity Hedge (Total) Index</i>	4,779,880	3.1	0.00 2.69	2.10 5.86	5.16 13.90	5.16 13.90	2.72 6.21	1.27 4.59	3.94 5.51	4.20 5.87	Jul-2012
Private Equity	1,320,604	0.9									
Glouston Capital Partners	230,614	0.2	0.00	0.00	-0.12	-0.12	3.79	3.78	6.90	7.89	Jul-2012
Vista Equity Partners VII	712,123	0.5	0.00	0.00	-	-	-	-	-	-4.91	Mar-2019
Apollo Investment Fund IX	332,213	0.2	0.00	0.00	-	-	-	-	-	-3.99	Apr-2019
Spur Ventures VI	45,654	0.0	0.00	0.00	-	-	-	-	-	0.00	Jul-2019
Total Fixed Income	16,231,153	10.6	0.36	0.89	7.77	7.77	4.00	2.71	2.37	4.89	Jul-2008
<i>Blmbg. Barc. U.S. Aggregate</i>			-0.07	0.18	8.72	8.72	4.03	3.05	2.72	4.13	
WellsCap Core Bond (MBFIX) <i>Blmbg. Barc. U.S. Aggregate</i>	5,161,911	3.4	-0.15 -0.07	0.07 0.18	8.48 8.72	8.48 8.72	3.86 4.03	2.97 3.05	2.70 2.72	4.04 4.33	Dec-2017
PIMCO Global Bond (PGBIX) <i>Blmbg. Barc. Global Aggregate Index (Hedged)</i>	3,542,364	2.3	0.52 -0.21	0.60 -0.49	6.76 8.22	6.76 8.22	3.50 4.30	3.31 3.57	3.60 3.59	3.71 5.95	Mar-2018
DoubleLine Core Fixed Income (DBLFX) <i>Blmbg. Barc. U.S. Aggregate</i>	5,143,304	3.4	0.23 -0.07	0.32 0.18	7.99 8.72	7.99 8.72	4.16 4.03	3.44 3.05	3.24 2.72	5.61 6.56	May-2018
Golub Capital	2,383,574	1.6	3.02	6.19	8.16	8.16	8.39	-	-	8.11	Jul-2016

December 31, 2019

PAVILION
a Mercer Practice

	Allocation		Performance								
	Asset \$	%	1 Month	QTD	CYTD	1 Year	3 Year	5 Year	7 Year	Inception	Inception Date
Total Real Asset	9,011,884	5.9	2.08	2.93	11.87	11.87	5.83	2.34	-2.81	2.79	May-2009
Real Assets Custom Benchmark			2.46	3.00	12.63	12.63	4.09	1.94	0.62	4.49	
Principal Diversified Real Asset (PDRDX)	5,802,493	3.8	3.25	4.61	15.01	15.01	5.28	1.59	2.26	1.59	Jan-2015
Real Assets Custom Benchmark			2.46	3.00	12.63	12.63	4.09	1.94	0.62	1.94	
Apollo Natural Resources II L.P.	1,014,645	0.7	0.00	0.00	3.88	3.88	6.07	-	-	13.61	Jul-2016
WHI Real Estate Partners IV	1,415,199	0.9	0.00	0.00	8.11	8.11	-	-	-	9.53	Nov-2017
Brookfield Strategic Real Estate Partners III	779,547	0.5	0.00	0.00	-	-	-	-	-	0.00	May-2019
Total Multi-Strategy	42,776,914	28.0	0.88	1.50	6.24	6.24	4.32	3.01	3.83	2.59	Jul-2008
HFRI FOF: Conservative Index			0.66	1.29	5.95	5.95	3.03	2.26	3.15	1.35	
Magnitude International Class A	18,781,675	12.3	0.34	1.19	6.31	6.31	5.13	3.65	4.38	4.61	Sep-2012
BlackRock Tempus	1,214,826	0.8	0.00	-11.39	-3.74	-3.74	-2.53	-1.34	0.51	1.08	Sep-2012
HG Vora	6,553,902	4.3	1.40	3.39	11.86	11.86	8.33	8.71	8.52	6.24	Mar-2018
HFRI Event-Driven (Total) Index			1.65	2.79	7.44	7.44	4.20	3.82	4.62	2.43	
Emso Saguaro Fund	4,126,895	2.7	1.66	2.04	7.42	7.42	3.11	4.94	4.16	0.90	Mar-2018
HFRI Macro: Discretionary Thematic Index			2.03	2.09	5.87	5.87	1.70	1.14	0.70	2.33	
Stone Milliner Macro Fund	26,728	0.0	0.00	-0.98	0.91	0.91	-1.17	1.37	4.49	-0.32	Mar-2018
HFRI Macro: Discretionary Thematic Index			2.03	2.09	5.87	5.87	1.70	1.14	0.70	2.33	
Davidson Kempner	3,198,018	2.1	0.07	0.67	5.83	5.83	-	-	-	3.69	Apr-2018
HFRI Fund Weighted Composite Index			1.81	3.48	10.35	10.35	4.51	3.54	4.24	2.92	
Capstone	4,763,115	3.1	0.94	2.54	10.76	10.76	6.13	6.28	3.98	8.01	Aug-2018
HFRI RV: Multi-Strategy Index			1.93	2.46	6.09	6.09	3.28	3.36	4.00	2.82	
IPM	4,111,754	2.7	2.66	4.36	-1.68	-1.68	0.83	2.83	4.21	-3.72	Aug-2018
HFRI Macro: Systematic Diversified Index			0.10	-1.36	7.13	7.13	0.71	-0.34	1.10	3.44	
Cash	-	0.0	0.00	0.00	-	-	-	-	-	-	Sep-1996

Jewish Community Foundation of San Diego - Endowment Pool

Asset Allocation & Performance (Net of Fees)

December 31, 2019

PAVILION
a Mercer Practice

- Totals might not sum due to rounding
- Performance for periods longer than one year is annualized
- Inception period starts with the first full month of available performance
- Private Equity returns are updated on a quarterly basis. MTD and QTD performance will not be available
- The Policy Index consists of 10% Bloomberg Barclays Aggregate Index, 30% HFRI FOF: Conservative Index, 55% MSCI AC World IMI Index and 5% Real Assets Custom Benchmark

Jewish Community Foundation of San Diego - Long Term Pool

Asset Allocation & Performance (Net of Fees)

December 31, 2019

	Allocation		Performance								
	Asset \$	%	1 Month	QTD	CYTD	1 Year	3 Year	5 Year	7 Year	Inception	Inception Date
Total Portfolio	51,717,738	100.0	2.38	5.53	18.99	18.99	9.41	6.53	6.75	6.61	Jul-2003
Long Term Pool Policy Index			2.13	5.41	19.15	19.15	8.87	6.26	6.57	6.51	
CPI + 5%			0.32	1.31	7.40	7.40	7.21	6.91	6.70	7.16	
Total Equity	30,702,028	59.4	3.62	8.91	27.50	27.50	13.48	9.39	10.66	7.88	Aug-2003
MSCI AC World IMI (Net)			3.55	9.05	26.35	26.35	12.09	8.34	9.73	8.48	
Global Equity	16,900,549	32.7									
Harding Loevner Global Equity (HLMVX)	6,217,450	12.0	3.73	10.75	29.01	29.01	15.18	10.46	11.10	11.30	Jul-2012
MSCI AC World Index (Net)			3.52	8.95	26.60	26.60	12.44	8.41	9.73	10.43	
Dodge & Cox Global Stock (DODWX)	5,317,835	10.3	4.36	10.79	23.85	23.85	9.55	7.20	10.53	11.71	Jul-2012
MSCI AC World Index Value (Net)			3.51	7.62	20.59	20.59	8.36	6.07	7.79	8.69	
Walter Scott Global Stock (DGLRX)	5,365,264	10.4	3.30	7.85	29.55	29.55	16.51	10.96	10.82	11.58	Jul-2012
MSCI AC World Index Growth (Net)			3.53	10.23	32.72	32.72	16.60	10.70	11.62	12.14	
Large Cap Equity	5,352,330	10.3									
Wellington (Vanguard) Dividend Growth (VDIGX)	5,352,330	10.3	2.59	4.58	30.95	30.95	16.11	11.55	14.25	13.81	Jul-2012
S&P 500			3.02	9.07	31.49	31.49	15.27	11.70	14.73	14.56	
SMID Cap Equity	1,532,772	3.0									
William Blair (WSMDX)	1,532,772	3.0	-0.29	4.24	30.77	30.77	18.19	13.04	16.10	14.31	Jul-2013
Russell 2500 Growth Index			0.93	10.57	32.65	32.65	15.17	10.84	14.11	12.70	
Russell 2500 Index			2.11	8.54	27.77	27.77	10.33	8.93	12.26	10.79	
Small Cap Equity	1,554,439	3.0									
Integrity Small-Cap Value (VSVIX)	1,554,439	3.0	3.65	8.15	23.08	23.08	4.04	5.51	10.24	10.81	Jul-2012
Russell 2000 Value Index			3.50	8.49	22.39	22.39	4.77	6.99	10.13	10.70	
Russell 2000 Index			2.88	9.94	25.53	25.53	8.59	8.23	11.65	11.86	

December 31, 2019

PAVILION
a Mercer Practice

	Allocation		Performance								
	Asset \$	%	1 Month	QTD	CYTD	1 Year	3 Year	5 Year	7 Year	Inception	Inception Date
International Developed	2,311,195	4.5									
DFA International Small Company (DFISX)	2,311,195	4.5	4.98	12.25	24.20	24.20	9.24	7.87	8.27	9.66	Jul-2012
MSCI EAFE Small Cap (Net)			4.37	11.52	24.96	24.96	10.92	8.85	9.42	10.73	
Emerging Markets Equity	3,050,745	5.9									
Touchstone Sands Cptl Emerg Mkts Gr Inst (TSEGX)	1,543,282	3.0	3.80	11.30	27.56	27.56	15.28	7.21	-	12.67	Jun-2016
MSCI Emerging Markets (Net)			7.46	11.84	18.44	18.44	11.57	5.61	3.26	12.17	
Wells Fargo Emerging Equity Markets (EQIIX)	1,507,462	2.9	7.58	10.76	16.90	16.90	8.99	4.21	3.42	9.02	Jun-2016
MSCI Emerging Markets (Net)			7.46	11.84	18.44	18.44	11.57	5.61	3.26	12.17	
Total Fixed Income	19,210,131	37.1	0.36	0.53	7.44	7.44	3.75	2.62	2.31	4.81	Jul-2003
Blmbg. Barc. U.S. Aggregate			-0.07	0.18	8.72	8.72	4.03	3.05	2.72	4.05	
DoubleLine Core Plus Fixed Income (DBLFX)	4,793,056	9.3	0.23	0.32	7.99	7.99	4.16	3.44	3.24	3.07	Oct-2016
Blmbg. Barc. U.S. Aggregate			-0.07	0.18	8.72	8.72	4.03	3.05	2.72	2.75	
WellsCap Core Bond (MBFIX)	4,796,585	9.3	-0.15	0.07	8.48	8.48	3.86	2.97	2.70	4.04	Dec-2017
Blmbg. Barc. U.S. Aggregate			-0.07	0.18	8.72	8.72	4.03	3.05	2.72	4.33	
PIMCO Global Bond (PGBIX)	3,284,734	6.4	0.52	0.60	6.76	6.76	3.50	3.31	3.60	3.71	Mar-2018
Blmbg. Barc. Global Aggregate Index (Hedged)			-0.21	-0.49	8.22	8.22	4.30	3.57	3.59	5.95	
Blackrock Strategic Income (BSIKX)	5,835,756	11.3	1.14	1.60	7.78	7.78	4.04	3.07	3.22	4.09	Oct-2016
Blmbg. Barc. U.S. Aggregate			-0.07	0.18	8.72	8.72	4.03	3.05	2.72	2.75	
Israel Bonds	500,000	1.0	0.16	0.00	-0.59	-0.59	0.41	1.31	1.88	3.39	Jan-2004
Total Real Assets	1,805,579	3.5	3.25	4.61	15.00	15.00	5.29	1.59	-3.32	2.34	May-2009
Real Assets Custom Benchmark			2.46	3.00	12.63	12.63	4.09	1.94	0.62	4.49	
Principal Diversified Real Asset (PDRDX)	1,805,579	3.5	3.25	4.61	15.01	15.01	5.28	1.59	2.26	1.59	Jan-2015
Real Assets Custom Benchmark			2.46	3.00	12.63	12.63	4.09	1.94	0.62	1.94	
Cash	-	0.0	0.00	0.00	-	-	-	-	-	-	Sep-1996

Jewish Community Foundation of San Diego - Long Term Pool

Asset Allocation & Performance (Net of Fees)

December 31, 2019

PAVILION
a Mercer Practice

- Totals might not sum due to rounding
- Performance for periods longer than one year is annualized
- Inception period starts with the first full month of available performance
- Private Equity returns are updated on a quarterly basis. MTD and QTD performance will not be available
- The Policy Index consists of 38% Bloomberg Barclays Aggregate Index, 58.5% MSCI AC World IMI Index and 3.5% Real Assets Custom Benchmark

Jewish Community Foundation of San Diego - Long Term Index Pool

Asset Allocation & Performance (Net of Fees)

December 31, 2019

	Allocation		Performance								Inception Date
	Asset \$	%	1 Month	QTD	CYTD	1 Year	3 Year	5 Year	7 Year	Inception	
Total Portfolio	29,572,116	100.0	2.19	5.71	19.78	19.78	9.38	6.66	-	5.89	Jul-2014
Index Pool Policy Index			2.28	5.89	20.16	20.16	9.39	6.65	-	5.88	
CPI +5%			0.32	1.31	7.40	7.40	7.21	6.91	6.70	6.45	
Equity	19,450,855	65.8	3.52	8.98	26.22	26.22	12.29	8.53	-	7.36	Jul-2014
MSCI AC World IMI (Net)			3.55	9.05	26.35	26.35	12.09	8.34	9.73	7.11	
Vanguard FTSE All-World ex-US (VFWAX)	9,633,638	32.6	4.20	8.87	21.55	21.55	9.99	5.86	5.56	3.50	Jul-2014
FTSE All World ex U.S. (Net)			4.33	9.06	21.81	21.81	9.96	5.83	5.76	3.59	
Vanguard Total Stock Market (VTSAX)	9,817,217	33.2	2.86	9.01	30.82	30.82	14.56	11.20	14.38	11.21	Jul-2014
CRSP U.S. Total Market TR Index			2.87	9.00	30.84	30.84	14.56	11.21	14.37	11.16	
Fixed Income	10,121,262	34.2	-0.14	0.03	8.72	8.72	4.02	3.01	-	3.32	Jul-2014
Blmbg. Barc. U.S. Aggregate			-0.07	0.18	8.72	8.72	4.03	3.05	2.72	3.13	
Vanguard Total Bond Market (VBTXX)	10,121,262	34.2	-0.14	0.03	8.72	8.72	4.02	3.01	2.65	3.07	Jul-2014
Blmbg. Barc. U.S. Aggregate			-0.07	0.18	8.72	8.72	4.03	3.05	2.72	3.13	
Cash	-	0.0	0.00	0.00	0.00	0.00	0.00	0.03	-	-	Jul-2014

- Totals might not sum due to rounding
- Performance for periods longer than one year is annualized
- Inception period starts with the first full month of available performance
- Private Equity returns are updated on a quarterly basis. MTD and QTD performance will not be available
- The Policy Index consists of 35% Bloomberg Barclays Aggregate Index and 65% MSCI AC World IMI Index

Jewish Community Foundation of San Diego - Impact Investment Pool

Asset Allocation & Performance (Net of Fees)

December 31, 2019

	Allocation		Performance								Inception Date
	Asset \$	%	1 Month	QTD	CYTD	1 Year	3 Year	5 Year	7 Year	Inception	
Impact Investment Pool	6,252,388	100.0	2.07	6.36	21.24	21.24	-	-	-	8.88	Aug-2017
Impact Investment Pool Policy Index			2.28	5.89	20.16	20.16	-	-	-	7.39	
CPI +5%			0.32	1.31	7.40	7.40	7.21	6.91	6.70	7.13	
Total Equity	4,465,739	71.4	2.91	9.09	29.68	29.68	-	-	-	12.41	Aug-2017
MSCI AC World IMI (Net)			3.55	9.05	26.35	26.35	12.09	8.34	9.73	8.99	
US Public Equities	3,245,638	51.9	3.27	9.41	32.26	32.26	-	-	-	14.11	Aug-2017
S&P 500			3.02	9.07	31.49	31.49	15.27	11.70	14.73	14.00	
Jewish Advocacy Strategy	3,245,638	51.9	3.27	9.41	32.26	32.26	15.26	11.40	14.87	14.11	Aug-2017
S&P 500			3.02	9.07	31.49	31.49	15.27	11.70	14.73	14.00	
International Equities	811,082	13.0	2.96	8.53	23.02	23.02	-	-	-	5.05	Aug-2017
MSCI EAFE ESG Leaders Index			3.15	8.65	24.58	24.58	10.40	6.71	7.49	5.87	
Pax MSCI EAFE	811,082	13.0	2.96	8.53	23.01	23.01	9.74	5.63	6.49	5.08	Aug-2017
MSCI EAFE ESG Leaders Index			3.15	8.65	24.58	24.58	10.40	6.71	7.49	5.87	
Israeli Equities	409,019	6.5	0.19	8.05	26.78	26.78	-	-	-	7.36	Aug-2017
BlueStar Israel Global Index TR Net			0.02	8.30	27.26	27.26	11.16	5.23	-	7.87	
VanEck Bluestar ETF (ISRA)	409,019	6.5	0.19	8.05	26.78	26.78	10.66	4.85	-	7.36	Aug-2017
BlueStar Israel Global Index TR Net			0.02	8.30	27.26	27.26	11.16	5.23	-	7.87	
Total Fixed Income	1,776,380	28.4	0.10	0.22	5.01	5.01	-	-	-	2.20	Aug-2017
Blmbg. Barc. U.S. Aggregate			-0.07	0.18	8.72	8.72	4.03	3.05	2.72	3.87	
Public Debt	1,476,388	23.6	0.08	0.23	6.60	6.60	-	-	-	2.92	Aug-2017
Blmbg. Barc. Intermed. U.S. Government/Credit			0.13	0.37	6.80	6.80	3.24	2.57	2.15	3.11	
Breckinridge	641,162	10.3	0.09	0.18	6.65	6.65	3.18	2.64	2.27	3.00	Aug-2017
Blmbg. Barc. Intermed. U.S. Government/Credit			0.13	0.37	6.80	6.80	3.24	2.57	2.15	3.11	
CRA Qualified Investment Institutional (CRANX)	835,226	13.4	0.03	0.19	5.91	5.91	3.05	2.42	1.99	6.14	Oct-2018
Blmbg. Barc. Intermed. U.S. Government/Credit			0.13	0.37	6.80	6.80	3.24	2.57	2.15	6.80	

Jewish Community Foundation of San Diego - Impact Investment Pool

Asset Allocation & Performance (Net of Fees)

December 31, 2019

PAVILION
a Mercer Practice

	Allocation		Performance								Inception Date
	Asset \$	%	1 Month	QTD	CYTD	1 Year	3 Year	5 Year	7 Year	Inception	
Israeli Debt	199,991	3.2	0.31	0.29	0.40	0.40	-	-	-	-0.14	Sep-2017
Israel Bonds	199,991	3.2	0.31	0.29	0.40	0.40	-	-	-	-0.14	Sep-2017
Private Debt	100,000	1.6	0.00	0.00	-	-	-	-	-	0.00	Mar-2019
Mission Driven Finance	100,000	1.6	0.00	0.00	-	-	-	-	-	0.00	Mar-2019
Cash	10,269	0.2	0.00	0.10	0.11	0.11	-	-	-	0.05	Oct-2017

- Totals might not sum due to rounding
- Performance for periods longer than one year is annualized
- Inception period starts with the first full month of available performance
- Private Equity returns are updated on a quarterly basis. MTD and QTD performance will not be available
- The Policy Index consists of 65% MSCI AC World IMI Index and 35% Bloomberg Barclays Aggregate Index

Jewish Community Foundation of San Diego - Mid Term Pool

Asset Allocation & Performance (Net of Fees)

December 31, 2019

	Allocation		Performance								
	Asset \$	%	1 Month	QTD	CYTD	1 Year	3 Year	5 Year	7 Year	Inception	Inception Date
Total Portfolio	33,605,814	100.0	1.08	2.11	12.03	12.03	5.99	4.10	3.71	5.02	Jul-2003
<i>Mid Term Pool Policy Index</i>			0.78	2.06	12.43	12.43	5.73	4.16	3.92	5.29	
Total Equity	6,906,169	20.6	3.02	7.31	27.30	27.30	14.56	9.74	11.16	8.30	Aug-2003
<i>MSCI AC World IMI (Net)</i>			3.55	9.05	26.35	26.35	12.09	8.34	9.73	8.48	
Global Equity	4,144,788	12.3									
Harding Loevner Global Equity (HLMVX)	2,449,532	7.3	3.73	10.75	29.01	29.01	15.18	10.46	11.10	11.09	Sep-2012
<i>MSCI AC World Index (Net)</i>			3.52	8.95	26.60	26.60	12.44	8.41	9.73	10.15	
Tweedy Browne Worldwide High Dividend (TBHDX)	1,695,256	5.0	2.73	6.67	18.84	18.84	11.05	5.78	6.54	6.89	Sep-2012
<i>MSCI World Value (Net)</i>			3.04	7.31	21.75	21.75	8.35	6.34	8.63	9.18	
<i>MSCI World (Net)</i>			3.00	8.56	27.67	27.67	12.57	8.74	10.57	10.85	
Large Cap Equity	2,761,381	8.2									
Wellington (Vanguard) Dividend Growth (VDIGX)	2,761,381	8.2	2.59	4.58	30.95	30.95	16.11	11.55	14.25	13.76	Sep-2012
<i>S&P 500</i>			3.02	9.07	31.49	31.49	15.27	11.70	14.73	14.36	
Total Fixed Income	25,001,116	74.4	0.40	0.58	8.06	8.06	3.75	2.75	2.19	4.39	Jul-2003
<i>Blmbg. Barc. U.S. Aggregate</i>			-0.07	0.18	8.72	8.72	4.03	3.05	2.72	4.05	
Baird Aggregate Bond (BAGIX)	6,256,490	18.6	0.04	0.30	9.48	9.48	4.38	3.43	3.23	3.87	Mar-2016
<i>Blmbg. Barc. U.S. Aggregate</i>			-0.07	0.18	8.72	8.72	4.03	3.05	2.72	3.28	
WellsCap Core Bond (MBFIX)	6,234,226	18.6	-0.15	0.07	8.48	8.48	3.86	2.97	2.70	4.04	Dec-2017
<i>Blmbg. Barc. U.S. Aggregate</i>			-0.07	0.18	8.72	8.72	4.03	3.05	2.72	4.33	
PIMCO Global Bond (PGBIX)	4,991,564	14.9	0.52	0.60	6.76	6.76	3.50	3.31	3.60	3.71	Mar-2018
<i>Blmbg. Barc. Global Aggregate Index (Hedged)</i>			-0.21	-0.49	8.22	8.22	4.30	3.57	3.59	5.95	
BlackRock Strategic Income (BSIKX)	7,518,836	22.4	1.15	1.62	7.82	7.82	4.04	3.07	3.22	4.31	May-2018
<i>Blmbg. Barc. U.S. Aggregate</i>			-0.07	0.18	8.72	8.72	4.03	3.05	2.72	6.56	

Jewish Community Foundation of San Diego - Mid Term Pool

Asset Allocation & Performance (Net of Fees)

December 31, 2019

	Allocation		Performance								
	Asset \$	%	1 Month	QTD	CYTD	1 Year	3 Year	5 Year	7 Year	Inception	Inception Date
Total Real Assets	1,698,530	5.1	3.25	4.61	15.01	15.01	5.29	1.60	-3.31	-3.88	Sep-2012
<i>Real Assets Custom Benchmark</i>			2.46	3.00	12.63	12.63	4.09	1.94	0.62	0.80	
Principal Diversified Real Asset (PDRDX)	1,698,530	5.1	3.25	4.61	15.01	15.01	5.28	1.59	2.26	1.59	Jan-2015
<i>Real Assets Custom Benchmark</i>			2.46	3.00	12.63	12.63	4.09	1.94	0.62	1.94	
Cash	-	0.0	0.00	0.00	0.00	0.00	0.04	0.04	-0.05	-0.04	Jun-2004

- Totals might not sum due to rounding
- Performance for periods longer than one year is annualized
- Inception period starts with the first full month of available performance
- Private Equity returns are updated on a quarterly basis. MTD and QTD performance will not be available
- The Policy Index consists of 75% Bloomberg Barclays Aggregate Index, 20% MSCI AC World IMI Index and 5% Real Assets Custom Benchmark

Jewish Community Foundation of San Diego - Short Term Pool

Asset Allocation & Performance (Net of Fees)

December 31, 2019

	Allocation		Performance								
	Asset \$	%	1 Month	QTD	CYTD	1 Year	3 Year	5 Year	7 Year	Inception	Inception Date
Total Portfolio	47,298,226	100.0	0.14	0.54	2.46	2.46	1.55	1.07	0.83	1.48	Jul-2003
<i>Short Term Pool Policy Index</i>			<i>0.14</i>	<i>0.46</i>	<i>2.28</i>	<i>2.28</i>	<i>1.67</i>	<i>1.07</i>	<i>0.78</i>	<i>1.37</i>	
Dreyfus Treasury & Agency Cash Mgmt. (DTRXX)	21,092,966	44.6									
Dreyfus Treasury & Agency Cash Mgmt. (DTRXX)	21,092,966	44.6	0.17	0.37	2.07	2.07	1.47	0.92	0.66	1.27	Jul-2003
UBS Cash Equivalents	3,639,454	7.7									
UBS Cash Equivalents	3,639,454	7.7	0.10	0.29	1.67	1.67	1.04	0.66	-	0.53	Oct-2013
UBS Short-Term Investments	22,565,806	47.7									
UBS Short-Term Investments	22,565,806	47.7	0.13	0.73	2.97	2.97	1.72	1.27	1.03	1.00	Feb-2009

• **Estimated Yield as of 01/02/2020: 2.20%.**

- Totals might not sum due to rounding
- Performance for periods longer than one year is annualized
- Inception period starts with the first full month of available performance
- Private Equity returns are updated on a quarterly basis. MTD and QTD performance will not be available
- The Policy Index consists of 100% BofA Merrill Lynch US 3 Month T-Bill Index

IMPORTANT NOTICES

References to Mercer shall be construed to include Mercer LLC and/or its associated companies. © 2020 Mercer LLC. All rights reserved.

This contains confidential and proprietary information of Mercer and is intended for the exclusive use of the parties to whom it was provided by Mercer. Its content may not be modified, sold or otherwise provided, in whole or in part, to any other person or entity, without Mercer's prior written permission.

Mercer does not provide tax or legal advice. You should contact your tax advisor, accountant and/or attorney before making any decisions with tax or legal implications.

The findings, ratings and/or opinions expressed herein are the intellectual property of Mercer and are subject to change without notice. They are not intended to convey any guarantees as to the future performance of the investment products, asset classes or capital markets discussed. Past performance does not guarantee future results. Mercer's ratings do not constitute individualized investment advice.

Information contained herein has been obtained from a range of third party sources. While the information is believed to be reliable, Mercer has not sought to verify it independently. As such, Mercer makes no representations or warranties as to the accuracy of the information presented and takes no responsibility or liability (including for indirect, consequential or incidental damages), for any error, omission or inaccuracy in the data supplied by any third party.

Mercer urges you to compare this report to any custodial statements and third party manager statements that you receive for accuracy.

This does not constitute an offer or a solicitation of an offer to buy or sell securities, commodities and/or any other financial instruments or products or constitute a solicitation on behalf of any of the investment managers, their affiliates, products or strategies that Mercer may evaluate or recommend.

The value of your investments can go down as well as up, and you may not get back the amount you have invested. Investments denominated in a foreign currency will fluctuate with the value of the currency. Certain investments, such as securities issued by small capitalization, foreign and emerging market issuers, real property, and illiquid, leveraged or high-yield funds, carry additional risks that should be considered before choosing an investment manager or making an investment decision.

This presentation is for sophisticated investors only and accredited or qualified investors only. Funds of private capital funds are speculative and involve a high degree of risk. Private capital fund managers have total authority over the private capital funds. The use of a single advisor applying similar strategies could mean lack of diversification and, consequentially, higher risk. Funds of private capital funds are not liquid and require investors to commit to funding capital calls over a period of several years; any default on a capital call may result in substantial penalties and/or legal action. An investor could lose all or a substantial amount of his or her investment. There may be restrictions on transferring interests in private capital funds. Funds of private capital funds' fees and expenses may offset private capital funds' profits. Funds of private capital funds are not required to provide periodic pricing or valuation information to investors. Funds of private capital funds may involve complex tax structures and delays in distributing important tax information. Funds of private capital funds are not subject to the same regulatory requirements as mutual funds. Fund offering may only be made through a Private Placement Memorandum (PPM).

For the most recent approved ratings of an investment strategy, and a fuller explanation of their meanings, contact your Mercer representative. For Mercer's conflict of interest disclosures, contact your Mercer representative or see www.mercer.com/conflictsofinterest

Returns for periods greater than one year are annualized. Returns are calculated net of investment management and consulting fees, unless noted as gross of fees.

Style analysis graph time periods may differ reflecting the length of performance history available.

Mercer universes: Mercer's universes are intended to provide collective samples of strategies that best allow for robust peer group comparisons over a chosen timeframe. Mercer does not assert that the peer groups are wholly representative of and applicable to all strategies available to investors.

Investment management and advisory services for U.S. clients are provided by Mercer Investments LLC (Mercer Investments). In November, 2018, Mercer Investments acquired Summit Strategies Group, Inc. ("Summit"), and effective March 29, 2019, Mercer Investment Consulting LLC ("MIC"), Pavilion Advisory Group, Inc. ("PAG"), and Pavilion Alternatives Group LLC ("PALTS") combined with Mercer Investments. Certain historical information contained herein may reflect the experiences of MIC, PAG, PALTS, or Summit operating as separate entities. Mercer Investments is a federally registered investment adviser under the Investment Advisers Act of 1940, as amended. Registration as an investment adviser does not imply a certain level of skill or training. The oral and written communications of an adviser provide you with information about which you determine to hire or retain an adviser. Mercer Investments' Form ADV Part 2A & 2B can be obtained by written request directed to: Compliance Department, Mercer Investments, 99 High Street, Boston, MA 02110

[Download a guide on key index definitions and disclosures.](#)

San Marcos Community Foundation
1 Civic Center Drive
San Marcos, CA 92069-2949

FUND STATEMENT

**San Marcos Community Foundation Fund
For the Quarter Ending 12/31/2019**



4950 Murphy Canyon Road
San Diego, CA 92123
(858) 279-2740 tel
(858) 279-6105 fax
www.jcfsandiego.org

San Marcos Community Foundation Fund
Fund ID: Sanm
For the Quarter Ending 12/31/2019

How To Read This Fund Statement

Enclosed please find the statement for the ***San Marcos Community Foundation Fund*** of the Jewish Community Foundation. To help you navigate through this statement, below please find a few definitions.

Assets and Liabilities

Outlines the financial position of the Fund as of the statement date. This section details total assets (how your fund is invested) as well as outstanding liabilities, if any. New contributions to your fund may be held temporarily in one of the Foundation's operating accounts (displayed as "US Bank Gifts" or "US Bank Grants"). Items in Transit, if any, represent uncollected fees.

Fund Activity Summary

Recounts quarter-to-date and year-to-date activity for the Fund, including contributions, income, grants and expenses.

Definitions In This Section:

Contributions

- **Gifts / Additions:** Contributions to the Fund.
- **Transfers In:** Transfers from another Fund administered by the Foundation.

Investment Activity

- **Interests & Dividends:** Income from the investments of the Fund.
- **Realized Gains (Losses):** The difference between the value of the asset on the date it is gifted to the Foundation and the fair market value on the date an asset is sold.
- **Unrealized Gains (Losses):** Changes in the value of the Fund related to investments.
- **Investment Expenses:** Costs related to the sale of an asset, such as brokerage fees and commissions, and consultant and custodian fees for Funds invested in the pools.

Disbursements

- **Grants:** Distributions to charitable organizations from the Fund.
- **Transfers Out:** Transfers to another Fund administered by the Foundation.
- **Foundation Support:** The Foundation's fee for administering the Fund which supports operations and programs for the community.

Please know how very honored the Foundation is to assist you. If you have any questions regarding your statement, please call us at (858) 279-2740. Thank you for your support.



4950 Murphy Canyon Road
San Diego, CA 92123
(858) 279-2740 tel
(858) 279-6105 fax
www.jcfsandiego.org

San Marcos Community Foundation Fund
Fund ID: Sanm
For the Quarter Ending 12/31/2019

ASSETS AND LIABILITIES

Market Value as of 12/31/2019

Long Term Pool	\$	669,964.92
Endowment Pool		632,854.36

Total Assets	\$	<u>1,302,819.28</u>
---------------------	-----------	----------------------------

Liabilities and Fund Balance

Fund Balance	\$	1,302,819.28
--------------	----	--------------

Total Liabilities and Fund Balance	\$	<u>1,302,819.28</u>
---	-----------	----------------------------



4950 Murphy Canyon Road
San Diego, CA 92123
(858) 279-2740 tel
(858) 279-6105 fax
www.jcfsandiego.org

San Marcos Community Foundation Fund
Fund ID: Sanm
For the Quarter Ending 12/31/2019

FUND ACTIVITY SUMMARY

	Current Period	Year-To-Date
	<u>10/01/2019 - 12/31/2019</u>	<u>07/01/2019 - 12/31/2019</u>
BEGINNING FUND BALANCE	\$ 1,237,825.60	\$ 1,233,179.67
Contributions		
Additions	\$ 0.00	\$ 0.00
Total Contributions	<u>\$ 0.00</u>	<u>\$ 0.00</u>
Investment Activity		
Interest & Dividends	\$ 15,599.90	\$ 19,727.26
Realized Gains (Losses)	2,353.89	2,955.50
Unrealized Gains (Losses)	64,826.26	66,460.26
Investment Expenses	(339.47)	(664.47)
Total Investment Activity	<u>\$ 82,440.58</u>	<u>\$ 88,478.55</u>
Disbursements		
Custodial Withdrawals	(16,044.00)	(16,044.00)
Foundation Support	(1,402.90)	(2,794.94)
Total Disbursements	<u>\$ (17,446.90)</u>	<u>\$ (18,838.94)</u>
Net Change	64,993.68	69,639.61
ENDING FUND BALANCE	<u><u>\$ 1,302,819.28</u></u>	<u><u>\$ 1,302,819.28</u></u>



4950 Murphy Canyon Road
San Diego, CA 92123
(858) 279-2740 tel
(858) 279-6105 fax
www.jcfsandiego.org

San Marcos Community Foundation Fund
Fund ID: Sanm
For the Quarter Ending 12/31/2019

FUND ACTIVITY DETAIL

Custodial Withdrawals

12/03/2019	San Marcos Community Foundation	\$	16,044.00
	Total Custodial Withdrawals	\$	<u>16,044.00</u>

This page intentionally left blank.

San Marcos Community Foundation
1 Civic Center Drive
San Marcos, CA 92069-2949

FUND STATEMENT

**S.M. Community Found - Now & Forever Fund
For the Quarter Ending 12/31/2019**



4950 Murphy Canyon Road
San Diego, CA 92123
(858) 279-2740 tel
(858) 279-6105 fax
www.jcfsandiego.org

S.M. Community Found - Now & Forever Fund
Fund ID: Sanma
For the Quarter Ending 12/31/2019

How To Read This Fund Statement

Enclosed please find the statement for the ***S.M. Community Found - Now & Forever Fund*** of the Jewish Community Foundation. To help you navigate through this statement, below please find a few definitions.

Assets and Liabilities

Outlines the financial position of the Fund as of the statement date. This section details total assets (how your fund is invested) as well as outstanding liabilities, if any. New contributions to your fund may be held temporarily in one of the Foundation's operating accounts (displayed as "US Bank Gifts" or "US Bank Grants"). Items in Transit, if any, represent uncollected fees.

Fund Activity Summary

Recounts quarter-to-date and year-to-date activity for the Fund, including contributions, income, grants and expenses.

Definitions In This Section:

Contributions

- **Gifts / Additions:** Contributions to the Fund.
- **Transfers In:** Transfers from another Fund administered by the Foundation.

Investment Activity

- **Interests & Dividends:** Income from the investments of the Fund.
- **Realized Gains (Losses):** The difference between the value of the asset on the date it is gifted to the Foundation and the fair market value on the date an asset is sold.
- **Unrealized Gains (Losses):** Changes in the value of the Fund related to investments.
- **Investment Expenses:** Costs related to the sale of an asset, such as brokerage fees and commissions, and consultant and custodian fees for Funds invested in the pools.

Disbursements

- **Grants:** Distributions to charitable organizations from the Fund.
- **Transfers Out:** Transfers to another Fund administered by the Foundation.
- **Foundation Support:** The Foundation's fee for administering the Fund which supports operations and programs for the community.

Please know how very honored the Foundation is to assist you. If you have any questions regarding your statement, please call us at (858) 279-2740. Thank you for your support.



4950 Murphy Canyon Road
San Diego, CA 92123
(858) 279-2740 tel
(858) 279-6105 fax
www.jcfsandiego.org

S.M. Community Found - Now & Forever Fund
Fund ID: Sanma
For the Quarter Ending 12/31/2019

ASSETS AND LIABILITIES

Market Value as of 12/31/2019

Long Term Pool	\$ 5,539.83
Total Assets	\$ 5,539.83

Liabilities and Fund Balance

Fund Balance	\$ 5,539.83
Total Liabilities and Fund Balance	\$ 5,539.83



4950 Murphy Canyon Road
San Diego, CA 92123
(858) 279-2740 tel
(858) 279-6105 fax
www.jcfsandiego.org

S.M. Community Found - Now & Forever Fund
Fund ID: Sanma
For the Quarter Ending 12/31/2019

FUND ACTIVITY SUMMARY

	Current Period	Year-To-Date
	<u>10/01/2019 - 12/31/2019</u>	<u>07/01/2019 - 12/31/2019</u>
BEGINNING FUND BALANCE	\$ 5,165.22	\$ 5,148.00
Contributions		
Additions	\$ 0.00	\$ 0.00
Total Contributions	<u>\$ 0.00</u>	<u>\$ 0.00</u>
Investment Activity		
Interest & Dividends	\$ 79.84	\$ 104.35
Realized Gains (Losses)	0.40	0.92
Unrealized Gains (Losses)	301.75	301.22
Investment Expenses	(1.51)	(2.98)
Total Investment Activity	<u>\$ 380.48</u>	<u>\$ 403.51</u>
Disbursements		
Foundation Support	(5.87)	(11.68)
Total Disbursements	<u>\$ (5.87)</u>	<u>\$ (11.68)</u>
Net Change	374.61	391.83
ENDING FUND BALANCE	<u><u>\$ 5,539.83</u></u>	<u><u>\$ 5,539.83</u></u>



2-1-1 San Diego Client Profile Report

City of San Marcos

Quarter 2: FY 2019-20

This report includes demographic, referral and need information for 2-1-1 clients served in the City of San Marcos between **October 1 - December 31, 2019**.

Data Source: 2-1-1 San Diego Information Systems | **Reporting Period:** FY 2019-2020

Note(s): This report includes unique identifiable clients and anonymous clients in the 2-1-1 and CIE databases for San Diego and Imperial counties. Demographics include only identifiable client records. Needs and referrals include both anonymous and identifiable client records.



2-1-1 San Diego Client Profile Report City of San Marcos

Quarter 2: FY 2019-20

October 1 - December 31, 2019



679

Calls from Low-Income Clients



1,514

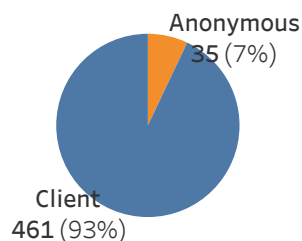
Needs Presented



1,005

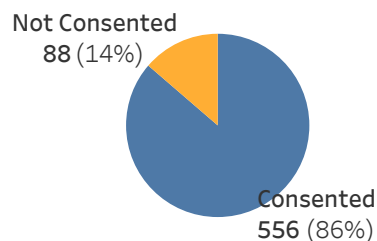
Referrals Provided

In Quarter 2: FY 2019-20, 2-1-1 San Diego helped **679** low-income clients (income below 80% AMI) who resided in the City of San Marcos (zip code(s): 92069, 92078, 92079, 92096). These clients presented **1,514** needs, which resulted in **1,005** referrals to services to address these needs.



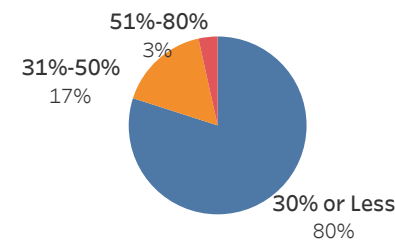
644

Identifiable Client Records



556

Clients Consented into CIE



679

with Income Below 80% AMI

644 clients have created an identifiable client record (**93%** of clients served). Of these, **556** consented to share their information in the Community Information Exchange (CIE) (**86%** of identifiable clients). **679** clients reported income below 80% of the Area Median Income (AMI) for San Diego County or received referrals indicating they were low income, with **80%** reporting AMI of 30% or less. Additionally, **19** clients indicated they were likely homeless (living in unsheltered or sheltered location).

Data Source: 2-1-1 San Diego Information Systems | Reporting Period: Quarter 2, FY 2019-2020

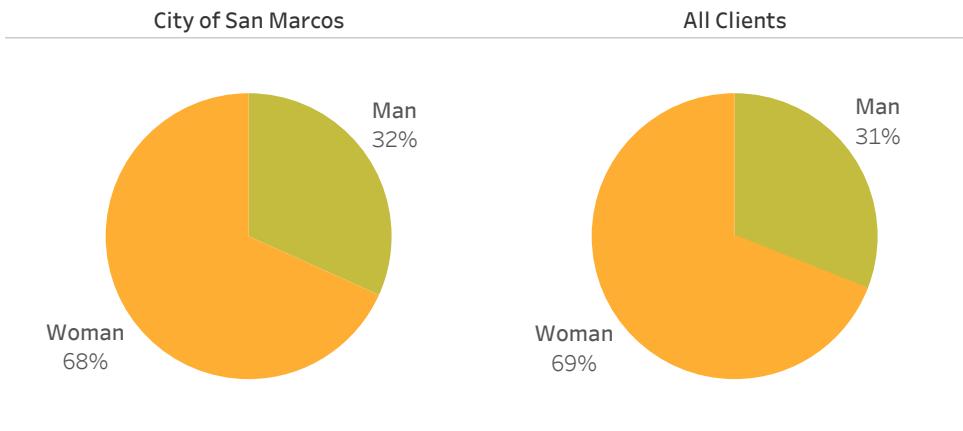
Note(s): This report includes unique identifiable clients and anonymous clients in the 2-1-1 and CIE databases for San Diego and Imperial counties. Demographics include only identifiable client records. Needs and referrals include both anonymous and identifiable client records.



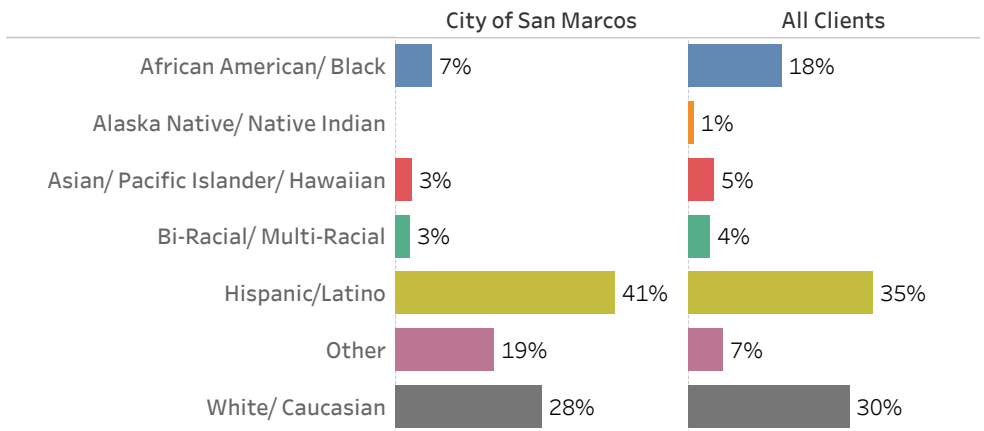
2-1-1 San Diego Client Profile Report City of San Marcos Quarter 2: FY 2019-20

October 1 - December 31, 2019

Gender Identity

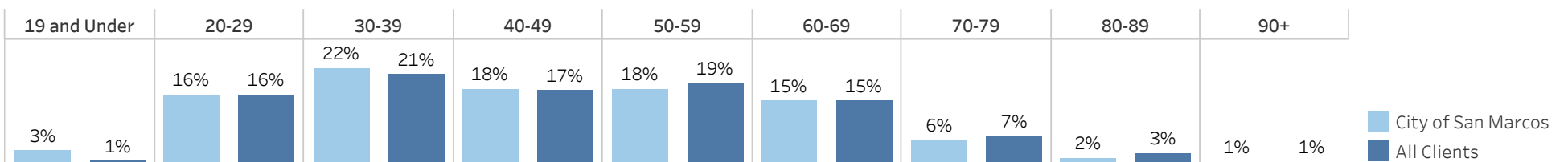


Race/Ethnicity



68% of clients who called from San Marcos were **women**, which was about the same as the total population of 2-1-1 clients (**69%**). **41%** of the clients from San Marcos were **Hispanic or Latino**, which was higher than the total population of 2-1-1 clients (**35%**). Additionally, **fewer** San Marcos clients were **African American/Black (7%)** than the total population of 2-1-1 clients (**18%**).

Age Group



Clients from San Marcos represent roughly the same age groups as the total population of 2-1-1 clients. This quarter, there was a **higher** percentage of clients in the **19 and under** age group.

Data Source: 2-1-1 San Diego Information Systems | Reporting Period: Quarter 2, FY 2019-2020

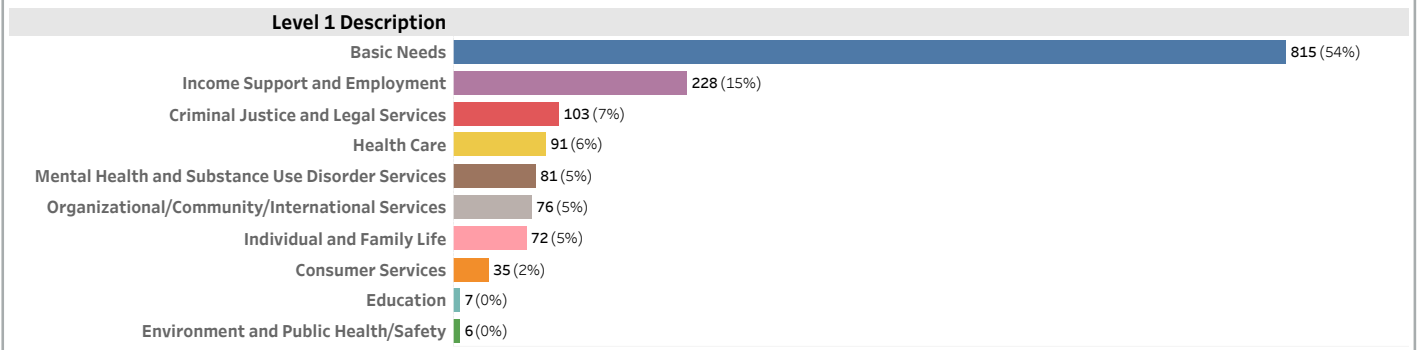
Note(s): This report includes unique identifiable clients and anonymous clients in the 2-1-1 and CIE databases for San Diego and Imperial counties. Demographics include only identifiable client records. Needs and referrals include both anonymous and identifiable client records.

Client Needs

Client needs are organized by a taxonomy structure. Taxonomy is a thorough classification system that distinguishes concepts, names those concepts, and puts those concepts into a hierarchical order. The first level is the most broad level, with up to six nested layers that progressively increase in specificity. 2-1-1 Customer Service Representatives document client needs using this structured system.

Total Needs: 1,514

Needs by Taxonomy



Basic Needs accounted for 54% of total needs for clients in the City of San Marcos this quarter. Income Support and Employment accounted for an additional 15%. Below is a more detailed description of needs by category (second level needs). The most common basic needs were Housing/Shelter, Utilities, and Food.

Level 1 Description	Level 2 Description	
Basic Needs	Food	153 (10%)
	Housing/Shelter	298 (20%)
	Material Goods	39 (3%)
	Transportation	18 (1%)
	Utilities	307 (20%)
Consumer Services	Consumer Assistance and Protection	11 (1%)
	Consumer Regulation	7 (0%)
	Money Management	12 (1%)
	Tax Organizations and Services	5 (0%)
Criminal Justice and Legal Services	Courts	2 (0%)
	Criminal Correctional System	2 (0%)
	Law Enforcement Services	10 (1%)
	Legal Assistance Modalities	21 (1%)
	Legal Services	68 (4%)
Education	Educational Programs	2 (0%)
	Educational Support Services	5 (0%)
Environment and Public Health/Safety	Environmental Protection and Improvement	1 (0%)
	Public Health	3 (0%)
	Public Safety	2 (0%)
Health Care	General Medical Care	1 (0%)
	Health Screening/Diagnostic Services	2 (0%)
	Health Supportive Services	70 (5%)
	Human Reproduction	5 (0%)
	Outpatient Health Facilities	10 (1%)
	Rehabilitation/Habilitation Services	1 (0%)
	Specialized Treatment and Prevention	2 (0%)
Income Support and Employment	Employment	37 (2%)
	Public Assistance Programs	172 (11%)
	Social Insurance Programs	12 (1%)
	Temporary Financial Assistance	7 (0%)
Individual and Family Life	Individual and Family Support Services	56 (4%)
	Leisure Activities/Recreation	1 (0%)
	Mutual Support	1 (0%)
	Social Development and Enrichment	2 (0%)
	Volunteer Opportunities	12 (1%)
Mental Health and Substance Use Disorder Services	Counseling Settings	5 (0%)
	Mental Health Assessment and Treatment	41 (3%)
	Mental Health Care Facilities	7 (0%)
	Mental Health Support Services	2 (0%)
	Substance Use Disorder Services	26 (2%)
Organizational/Community/International Services	Community Groups and Government/Administrative Offices	8 (1%)
	Donor Services	1 (0%)
	Information Services	64 (4%)
	Military Service	1 (0%)
	Occupational/Professional Associations	1 (0%)
	Research	1 (0%)

Data Source: 2-1-1 San Diego Information Systems | Reporting Period: Quarter 2, FY 2019-2020

Note(s): This report includes unique identifiable clients and anonymous clients in the 2-1-1 and CIE databases for San Diego and Imperial counties. Demographics include only identifiable client records. Needs and referrals include both anonymous and identifiable client records.

Client Needs

Breakdown of Top Client Needs: Housing/Shelter & Utilities

Client needs are organized by a taxonomy structure. Taxonomy is a thorough classification system that distinguishes concepts, names those concepts, and puts those concepts into a hierarchical order. The first level is the most broad level, with up to six nested layers that progressively increase in specificity. 2-1-1 Customer Service Representatives document client needs using this structured system. Detailed taxonomy for common client needs is provided below.

Utilities and Housing/Shelter are generally the two most common needs for clients in the City of San Marcos. Below is a detailed description of documented needs in these categories. **Gas and Electric Payment Assistance and Discounted Service** account for the majority of utility needs. Housing needs vary, but **Low Cost Rental Listings, Community Shelters, and Rent Payment Assistance** were the most common needs this quarter.

Client Needs for Housing/Shelter & Utilities by Taxonomy

Level 1 Description	Level 2 Description	Need Description	
Basic Needs	Housing/Shelter	Low Cost Home Rental Listings	48
		Rent Payment Assistance	39
		Community Shelters	34
		Transitional Housing/Shelter	24
		Government Subsidized Private Rental Housing Listings	19
		Housing Authorities	17
		Low Income/Subsidized Private Rental Housing	11
		Domestic Violence Shelters	10
		Homelessness Prevention Programs	10
		Housing Search Assistance	8
		Section 8 Housing Choice Vouchers	8
		Inclement Weather Hotel/Motel Vouchers	6
		HUD Management Companies	5
		Single Room Occupancy Housing	5
		Subsidized Housing Administrative Organizations	5
		Weatherization Programs	5
		Homeless Drop In Centers	4
		Homeless Motel Vouchers	4
		Homeless Safe Parking Programs	4
		Rapid Re-Housing Programs	4
		Senior Housing Information and Referral	4
		Homeless Permanent Supportive Housing	3
		Housing Related Coordinated Entry Participating Agencies	3
		Bathroom Modification Services	2
		Home Modification Consultation	2
		Independent Living Communities/Complexes	2
		Listing Services for Landlords/Property Managers	2
		Roommate/Housemate Matching Assistance	2
		Barrier Free Home Rental Listings	1
		Home Improvement/Accessibility	1
		Housing Down Payment Loans/Grants	1
		Housing Related Coordinated Entry Lead Agencies	1
		Rental Deposit Assistance	1
		Resident Services Coordination Programs	1
		Residential Energy/Water Conservation Systems/Devices	1
		Section 8/Rental Assistance Program Rental Listings	1
	Utilities	Electric Service Payment Assistance	116
		Gas Service Payment Assistance	85
		Discounted Electric Service	32
		Discounted Gas Service	31
		Heating Fuel Payment Assistance	24
		Discounted Telephone Service	11
		Discounted Internet Service	4
		Water Service Payment Assistance	3
		Utility Disconnection Protection	1

Data Source: 2-1-1 San Diego Information Systems | Reporting Period: Quarter 2, FY 2019-2020

Note(s): This report includes unique identifiable clients and anonymous clients in the 2-1-1 and CIE databases for San Diego and Imperial counties. Demographics include only identifiable client records. Needs and referrals include both anonymous and identifiable client records.

Referrals

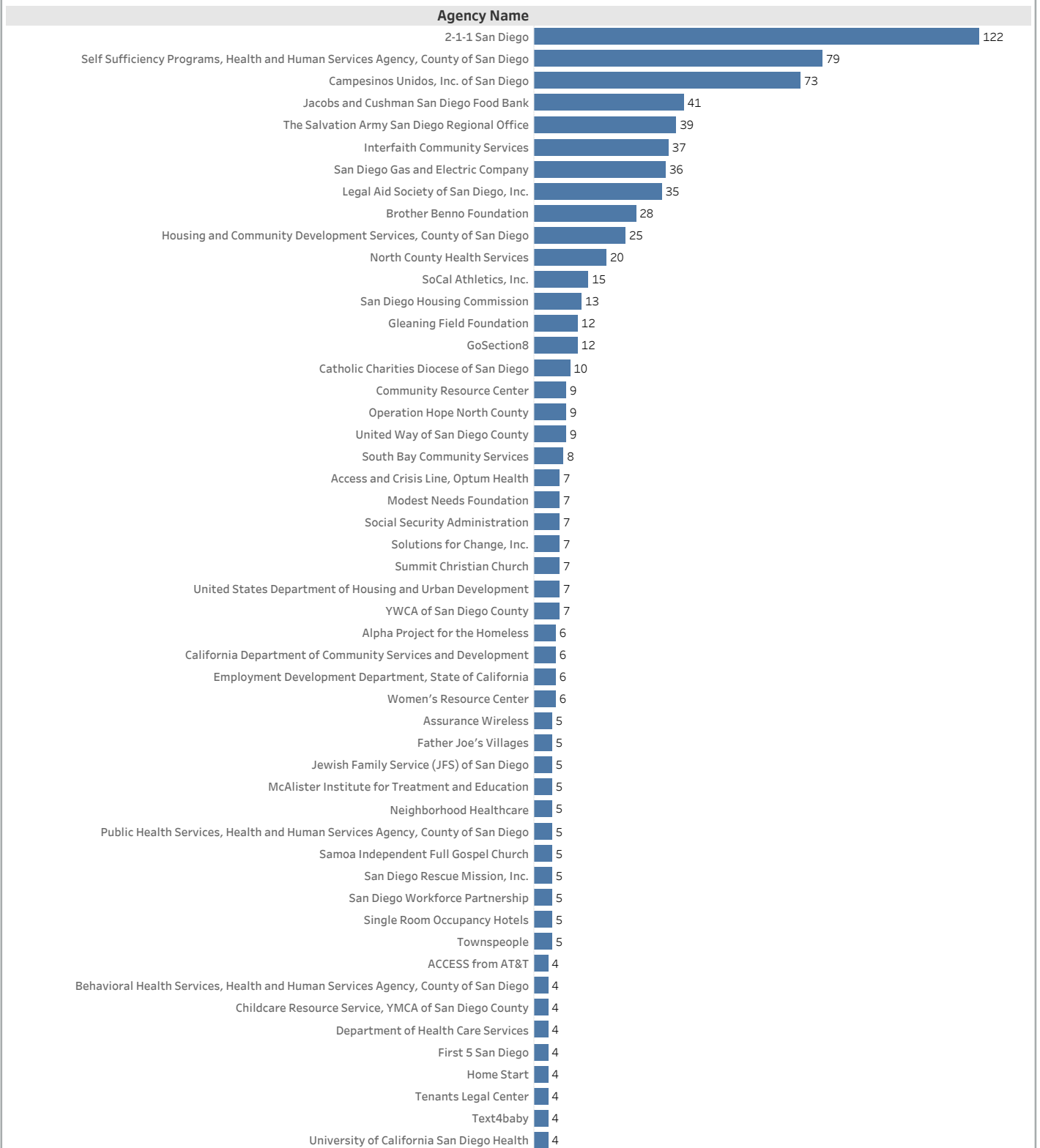
Community Connectors provide referrals to resources to meet client needs. The 2-1-1 San Diego Resource Database is structured into two levels of an organization: Agency and Service. Agency is the highest level of an organization/business and can be comprised of many services. Services are the programs provided by the Agency and can be located at one or more sites.

Total Referrals: 1,005

The most common referrals provided to City of San Marcos clients were to **2-1-1 San Diego** (internal referrals), **County of San Diego HHSA** and **Campeños Unidos**. The next page provides the number of referrals by service.

Top Referrals by Agency

Agencies with 4 or more referrals



Data Source: 2-1-1 San Diego Information Systems | Reporting Period: Quarter 2, FY 2019-2020

Note(s): This report includes unique identifiable clients and anonymous clients in the 2-1-1 and CIE databases for San Diego and Imperial counties. Demographics include only identifiable client records. Needs and referrals include both anonymous and identifiable client records.

Referrals

Community Connectors provide referrals to resources to meet client needs. The 2-1-1 San Diego Resource Database is structured into two levels of an organization: Agency and Service. Agency is the highest level of an organization/business and can be comprised of many services. Services are the programs provided by the Agency and can be located at one or more sites.

CalFresh Enrollment Services, Home Energy Bill Assistance and the ACCESS Customer Service Center are the services City of San Marcos clients were most commonly referred to last quarter.

Top Referrals by Agency and Service

Services with 4 or more referrals

Agency Name	Service Name	
2-1-1 San Diego	CalFresh Enrollment Services	113
	Covered California Application Assistance	4
Access and Crisis Line, Optum Health	Access and Crisis Line	7
ACCESS from AT&T	Low Cost Internet	4
Assurance Wireless	Assurance Wireless	5
Brother Benno Foundation	Brother Benno's Center	5
	Rent Payment Assistance	22
California Department of Community Services and Development	Low Income Home Energy Assistance Program (LIHEAP)	6
Campeños Unidos, Inc. of San Diego	Home Energy Bill Assistance Program, San Diego Office	73
Catholic Charities Diocese of San Diego	Food Resource Center, Vista	4
Childcare Resource Service, YMCA of San Diego County	YMCA Childcare Resource Service, Child Care Referral Line	4
Community Resource Center	EFSP Electricity Bill Payment Assistance	5
Department of Health Care Services	Medi-Cal Dental Provider (Denti-Cal)	4
Gleaning Field Foundation	Food Pantry	12
GoSection8	GoSection8	12
Home Start	Domestic Violence Rapid Re-housing Program	4
Housing and Community Development Services, County of San Diego	County of San Diego Housing Resource Directory	21
	Section 8 Rental Assistance Program	4
Interfaith Community Services	Basic Needs Walk-in Services, Escondido	10
	Haven House Shelter	7
	Home Project	7
Jacobs and Cushman San Diego Food Bank	Emergency Food Assistance Program (EFAP), The Movement Church	6
	Neighborhood Distribution Program, Calvary Chapel Mission Hills	7
	Neighborhood Distribution Program, Pauma Valley Community Church	4
	Neighborhood Distribution Program, Tribes 4 Christ	5
Legal Aid Society of San Diego, Inc.	Consumer Center For Health Education and Advocacy (CCHEA), North County Office	5
	Legal Services, North County Office	13
	SSI Free Help, North County Office	4
	Tenant Help, North County Office	5
Modest Needs Foundation	Self-Sufficiency Grants	6
North County Health Services	Food Distribution, San Marcos	6
Operation Hope North County	Operation Hope North County	9
Public Health Services, Health and Human Services Agency, County of San Diego	Perinatal Care Network (PCN), Health Services Complex - Rosecrans	4
Samoa Independent Full Gospel Church	Thanksgiving Dinner and Holiday Food Distribution	4
San Diego Gas and Electric Company	California Alternate Rates for Energy Program (CARE)	22
	Energy Savings Assistance Program (ESAP)	12
San Diego Housing Commission	Affordable Housing Resource Guide	9
Self Sufficiency Programs, Health and Human Services Agency, County of San Diego	ACCESS Customer Service Center and Self Service	39
	CalFresh (SNAP), North Inland Family Resource Center	4
	Family Resource Center (FRC), Reschedule Line	14
	Family Stabilization Program, North Inland	4
	Medi-Cal, North Inland Family Resource Center	8
	MyBenefits CalWIN	4
SoCal Athletics, Inc.	Orchard's Edge	15
Social Security Administration	Social Security Administration, San Marcos	4
Solutions for Change, Inc.	Long Term Transitional Housing	7
Summit Christian Church	Food Distribution	7
Tenants Legal Center	Renters Law Line	4
Text4baby	Text4baby	4
The Salvation Army San Diego Regional Office	Family Services, Escondido Corps	9
	Neighbor to Neighbor, Escondido Corps	22
Townsppeople	Affordable Housing Waitlist	5
United States Department of Housing and Urban Development	Housing and Urban Development Affordable Apartment Online Directory	7
United Way of San Diego County	Neighbor to Neighbor, Unions United	6
University of California San Diego Health	MotherToBaby CA, Pregnancy Risk Information	4
Women's Resource Center	Emergency Domestic Violence Shelter	4

Data Source: 2-1-1 San Diego Information Systems | Reporting Period: Quarter 2, FY 2019-2020

Note(s): This report includes unique identifiable clients and anonymous clients in the 2-1-1 and CIE databases for San Diego and Imperial counties. Demographics include only identifiable client records. Needs and referrals include both anonymous and identifiable client records.



2-1-1 San Diego Client Profile Report City of San Marcos Year-to-Date Summary

Year-to-Date Summary

Category	Quarter 1	Quarter 2	Quarter 3	Quarter 4	Grand Total
Low Income Clients	521	679			1,200
Needs	1,301	1,514			2,815
Referrals	830	1,005			1,835
Total Clients	524	682			1,206

In Quarter 2: FY 2019-20, 2-1-1 San Diego helped an additional **679** low-income clients from the City of San Marcos, for a total of **1,200** low-income clients and **1,835** referrals addressing **2,815** needs over four quarters in FY 2019-2020.

2-1-1 has also assisted **6** clients who did not identify as low-income (over 80% AMI) this fiscal year.

Data Source: 2-1-1 San Diego Information Systems | Reporting Period: Quarter 2, FY 2019-2020

Note(s): This report includes unique identifiable clients and anonymous clients in the 2-1-1 and CIE databases for San Diego and Imperial counties. Demographics include only identifiable client records. Needs and referrals include both anonymous and identifiable client records.

November 21, 2019

Ms. Colleen R. Lukoff, President
San Marcos Community Foundation
One Civic Center Drive
San Marcos, CA 92069-2949

Dear Ms. Lukoff,

On behalf of Feeding San Diego's clients, staff, and volunteers thank you for the San Marcos Community Foundation's generous support of our hunger-relief services in San Marcos. Our Mobile Pantry program is an important resource for food-insecure families in the San Marcos area and we are grateful for your continued support.

The San Marcos Community Foundation's generous \$5,000 donation, awarded in May 2019, was utilized to support our Mobile Pantry operations in the area. In the first six months of the grant period (June–November), the San Marcos Mobile Pantry distributed 92,751 lbs. of food (77,292 meals) to San Marcos residents and we are on track to meet our goals in the area for the year. In San Marcos during this period, 317 different households were provided with 22 lbs. shelf-stable goods and fresh fruits and vegetables (70% of all food distributed) per household per visit.

Often times, families are able to receive additional food after all clients have been served, including the option to transport boxes of food to homebound or ill neighbors and family members. Deliveries will continue throughout the rest of the grant period, helping to ensure that the San Marcos community has the resources to fight hunger.

Feedback from our Mobile Pantry clients consistently demonstrates a high level of satisfaction with the program's services. The most recent 2019 survey results from Mobile Pantry clients say:

- 93% rate their overall experience as "excellent" or "good"
- 69% eat less unhealthy food (fast food, junk food)
- 93% of families prepare more meals at home

Quotes from San Marcos clients:

- "It helps us a lot. We're able to pay bills on time and we have good meals every night."
- "It has made the worry for feeding my children less from one month to the next. Thank you!"
- "Helps those of us who have families have food and eat healthier."
- "It helps my family by not having to choose whether we would buy food or pay a bill."
- "Do not have to drive 45 miles to the grocery store as often."
- "I am very thankful for the food. It has relieved so much stress."
- "It has made a massive difference in the fresh veggies and available food in my rural area."
- "I am disabled and I have more energy to do basic things and feel healthier. My diabetes is also much better controlled."


Thank you for the incredible work you do to help support the health and vitality of the San Marcos community. Feeding San Diego deeply appreciates the investment of community foundations as we work to improve the lives of individuals across our county. If you have any questions about this update or program, please contact me at acolbran@feedingsandiego.org or 858.500.7799.

With gratitude,

A handwritten signature in black ink, appearing to read "Ali Colbran".



Ali Colbran
Director of Development

Recognition of the San Marcos Community Foundation on Feeding San Diego's social media accounts and our community-giving page. Attached is an invoice for the produce purchased for the San Marcos Mobile Pantry during the first six months of the grant period.


Feeding San Diego
Published by Jules Fox [?] · October 11 · 🌐

This is our San Marcos mobile pantry, hosted by [North County Health Services](#). It is one of our largest mobile pantry distributions sites. The San Marcos Community Foundation has been a key supporter of this mobile pantry over the years, including a recent \$5,000 grant. Thank you [City of San Marcos - Government](#) for helping to make this distribution possible.

#endhunger #reducefoodwaste #feedingsandiego #mobilepantry #sanmarcos

547
People Reached

81
Engagements

Boost Post

18

3 Comments 2 Shares

...

\$5,000 – \$9,999

Anonymous
 7-Eleven
 Abacus Next
 The Albertsons Companies Foundation
 Alpha Gamma Delta Foundation
 Ameriprise Financial
 AmFund
 Blue Shield of California Promise Health Plan
 Caliber Collision
 Comerica Bank
 David C. Copley Foundation
 Crate & Barrel
 Flagship Cruises & Events
 Gelson's
 Genentech
 Give With Liberty
 Marian and Pink Happ Fund
 Hughes Marino
 JP Morgan Chase & Co.
 La Jolla Evangelical Lutheran Church
 The Irving I. Moskowitz Foundation
 Nordstrom Cares
 Pfizer
 Pillsbury Winthrop Shaw Pittman Foundation
 Rancho Bernardo Sunrise Rotary Club
 RSI Roofing & Solar
 The Fred and Maxine Rumack Family Foundation
 SAIC
 Samuel H. French and Katherine Weaver French Fund
 San Marcos Community Foundation

Agency/Item Distributions

Feeding San Diego

Thursday, November 21, 2019 12:48 PM

Page 1

FAIDGURULE

Agency: No.: P1370

Value Entry: Posting Date: 05/21/19..10/31/19

Agency No	Name				
Item No.	Item Description	Quantity Unit	Gross Weight	Amount	Contribution Margin
P1370	MP: San Marcos (375)	Phone:	Contact:		
0290002	Earth's Best Baby Cereal Multigrain	32.00 CASE	288.00	0.00	0.00
0300402	Capri Sun Lemonade	114.00 CASE	1,938.00	329.46	329.46
0302873	Akco Coffee Coconut Milk	313.00 CASE	3,130.00	594.70	594.70
0360778	Honest Kids Goodness Grape Juice	47.00 CASE	1,598.00	127.84	127.84
0360779	Honest Kids Berry Good Lemonade	47.00 CASE	1,598.00	127.84	127.84
0383175	Honest Tea Lori's Lemon	47.00 CASE	1,551.00	0.00	0.00
0391400	Gevalia Decaf House Blend Coffee	79.00 CASE	395.00	75.05	75.05
0391402	Minute Maid Plus Antioxidants Strawberry	94.00 CASE	1,692.00	169.20	169.20
0407025	Stove Top Chicken Stuffing Mix	47.00 CASE	188.00	0.00	0.00
1401442	Treetop 100% Apple Juice	63.00 CASE	1,764.00	88.20	88.20
2100645	Barilla Elbows Pasta	89.00 CASE	712.00	135.28	135.28
2100684	Barilla Ready Pasta Elbows	126.00 CASE	378.00	0.00	0.00
2300107	CB Salted Jumbo Peanuts	32.00 CASE	352.00	66.88	66.88
2302612	Planters Nutrition Immune Support Power	47.00 CASE	141.00	26.79	26.79
2400102	Uncle ben's Original Brown Rice	32.00 CASE	448.00	44.80	44.80
2500049	Wasa Original Gluten Free Crispbread	38.00 CASE	190.00	9.50	9.50
2502446	Jif Power Ups Strawberry Peanut Butter	188.00 CASE	752.00	142.88	142.88
2502735	Nilla Wafers Mini	32.00 CASE	320.00	60.80	60.80
2505100	Triscuit Hint of Sea Salt	63.00 CASE	252.00	47.88	47.88
2505727	Belvita Cinnamon Brown Sugar Biscuits	64.00 CASE	960.00	182.40	182.40
2506314	Kroger Stick Pretzels	31.00 CASE	403.00	20.15	20.15
2600067	Log Cabin Country Kitchen Syrup	64.00 CASE	1,536.00	215.04	215.04
2600525	Chosen Foods Toasted Sesame Oil	62.00 CASE	434.00	82.46	82.46
2700035	Vlasic Kosher Dill Whole Pickles	126.00 CASE	1,512.00	90.72	90.72
2726926	Muir Glen Fire Roasted Diced Tomatoes No	32.00 CASE	416.00	79.04	79.04
2729043	Muir Glen Fire Roasted Crushed Tomatoes	32.00 CASE	768.00	115.20	115.20
2742944	Muir Glen Petite Diced Fire Roasted Tomatoes	126.00 CASE	1,638.00	311.22	311.22
279053	Muir Glen Fire Roasted Tomatoes	32.00 CASE	800.00	120.00	120.00
2810002	Potato	4,535.00 LB	4,535.00	0.00	0.00
2810004	Oranges	1,238.00 LB	1,238.00	0.00	0.00
2810005	Onions	1,500.00 LB	1,500.00	0.00	0.00
2810006	Carrots	7,588.00 LB	7,588.00	0.00	0.00
2810010	Cucumbers	2,471.00 LB	2,471.00	0.00	0.00
2810018	Pears	3,312.00 LB	3,312.00	0.00	0.00
2810019	Tomato	12,567.00 LB	12,567.00	0.00	0.00
2810022	Squash	1,325.00 LB	1,325.00	0.00	0.00
2810024	Apples	2,983.00 LB	2,983.00	0.00	0.00
2810025	Lettuce	1,439.00 LB	1,439.00	0.00	0.00
2810030	Cantaloupe	4,823.00 LB	4,823.00	0.00	0.00
2810036	Bell Peppers	2,803.00 LB	2,803.00	0.00	0.00
2810047	Celery	2,721.00 LB	2,721.00	0.00	0.00
2810052	Stone Fruit	5,038.00 LB	5,038.00	0.00	0.00
ASFD-PANTRY	Assorted Food	2,514.00 LB	2,514.00	0.00	0.00
ASFD-REF	Assorted Refrigerated Product	941.00 LB	941.00	0.00	0.00
P1370	Agency Total		83,952.00	3,263.33	3,263.33
	Report Total		83,952.00	3,263.33	3,263.33
	Total Produce (\$0.13 per pound)		10,913.76		

Total Food Costs

10,913.76

The San Marcos Community Foundation's \$5,000 grant for the San Marcos Mobile Pantry operation, including food costs, administration, occupancy, operations, and warehouse costs has been expended. This invoice reflects Feeding San Diego's produce (\$0.13 per pound) purchasing costs. Other costs for the San Marcos Mobile Pantry operation, including Feeding San Diego salary time and warehouse costs, remains consistent with the submitted budget but are not expensed in traditional invoice format, therefore invoices for these items are not included.



November 8, 2019

Ms. Julie Magee
San Marcos Community Foundation
One Civic Center Drive
San Marcos, CA 92069-2918

Dear Ms. Magee –

On behalf of Canine Companions for Independence® and the people with disabilities we serve, I would like to extend my heartfelt gratitude to you and the San Marcos Community Foundation for your generous support in 2019. I am pleased to present this report to you detailing how your funds were used.

Your gift of \$500 was used towards the purchase of a Vizio 70" HD LED TV. A copy of the receipt is attached to this letter. The TV was installed in our main training room is utilized in several ways: to enhance the techniques used by our dog trainers so they raise effective assistance dogs; for skill-building with our volunteer puppy raisers through classes and workshops; and with our main program, Team Training, which takes place four times per year, two weeks at a time. It even aids in the professional development of the rest of our staff.



The Vizio TV on the wall of our main training room.

Canine Companions is grateful of our partnership with the San Marcos Community Foundation. Your ongoing support of our program has made a difference in the lives of our volunteers, trainers and other staff, and our Team Training graduates who are the recipients of our trained assistance dogs.

Thank you.

Sincerely,

Simi Balter
Executive Director

cci.org
800 572-2275

Follow us



Southwest Training Center
124 Rancho del Oro Drive
Oceanside, CA 92057-7344
760 901-4300

National Headquarters
2965 Dutton Avenue
Santa Rosa, CA 95407-5711
707 577-1700



441 Saxony Road
Encinitas, CA 92024
760.479.6505
coastalrootsfarm.org

December 5, 2019

Board of Directors
San Marcos Community Foundation
One Civic Drive
San Marcos, CA 92069-2918

Dear San Marcos Community Foundation Board of Directors,

Coastal Roots Farm is grateful for the \$1,500 mini-grant received from your Foundation this past year to print 300 additional Spanish Farm Recipe Books to meet the increased demand at our free monthly produce donations at Vista Community Clinic where we offer fresh, nutrient-dense, certified-organic produce at no cost to individuals who low-income and predominantly Spanish-speaking only. The program reduces food insecurity in North San Diego County where one in six residents do not have enough food to lead healthy, active lifestyles. Having these available for Spanish speakers is an important example of the Farm's commitment to food justice.

Coastal Roots Farm envisions a world in which every community comes together to grow and share healthy food, care for the land, help their neighbors, and strengthen the connections they have with each other, and it is because of generous supporters like San Marcos Community Foundation that we are able to do this important work.

Since our inception in 2014, the Farm has donated 113,249 pounds of fresh, organic produce (more than 314,500 servings) to nearly 124,000 individuals.

Our Impact: Vista Community Clinic



Our Farm Stand goes mobile once a month at Vista Community Clinic (VCC) at no cost, helping us to ensure everyone in our community has fair and dignified access to fresh, nutrient-dense food regardless of ability to pay. VCC serves low-income individuals and families, many of whom are uninsured and do not have citizenship status. Our evaluation surveys have shown that this population suffers from high rates of food insecurity and low rates of receiving governmental food assistance (CalFresh EBT).

Since the program's inception in January 2017, the Farm has donated 8,262 pounds of fresh, organic produce (nearly 23,000 servings) to more than 2,000 families (8,313 individuals). This past Fiscal Year (October 2018 through September 2019), the Farm donated nearly 4,000 pounds of produce (nearly 10,300 servings) to more than 1,000 families (4,380 individuals).



Beneficiaries have shared:

- “I make it a point to be here early on the Tuesdays that you are here. I want to make sure I can get some of everything that you bring!”
- “I can’t believe you guys are doing this. It is just so fantastic and appreciated. Thank you so much – I would never be able to afford to eat like this otherwise.”
- “I’m always looking forward to when you are here. I eat the food fresh and I dry it and I freeze the rest, and this way it lasts me almost the whole month. It’s so helpful.”



Because of your generous support, program beneficiaries not only receive the food they need to nourish their bodies but also discover new ways to prepare healthy meals for themselves and families. Many thanks again for your generous support!

Javier Guerrero

Executive Director
Coastal Roots Farm

REPORT QUARTER 1



OCTOBER - DECEMBER 2019

THANK YOU!

Your support helps Coastal Roots Farm cultivate healthy, connected communities through sustainable agriculture, food justice, and generations of Jewish agricultural practices. Thank you for equipping us to provide healthy, nutritious food to our San Diego neighbors, a space for vibrant Jewish life, and opportunities to connect to the land and one another!

SINCE INCEPTION (2014-2020 QUARTER 1)



121,135
Pounds food
donated



182,210
Pounds food
distributed



149,171
Individuals
reached
(distribution)



3.77 million
Pounds diverted
from landfill



26,387
Individuals
reached
(education and events)

2020 QUARTER 1



7,885
Pounds food
donated



15,098
Pounds food
distributed



7,595
Individuals
reached
(distribution)



145,613
Pounds diverted
from landfill



2,100
Individuals
reached
(education and events)

YEAR-END APPEAL "NOURISH YOUR NEIGHBORS"

1 in 7 San Diegans do not have enough food (San Diego Hunger Coalition). That's 500,000 hungry people. Coastal Roots Farm's Year-End Appeal "Nourish Your Neighbors" set out to address this need by raising money to provide farm-fresh, organic produce to families who need it most.

Thanks to over 100 of the Farm's generous supporters, we exceeded our \$25,000 matching gifts goal and raised \$52,500 to feed 3,150 local families.

We are grateful to each of you for joining us in the season of giving and making December a little warmer for so many. Wishing you an incredible start to 2020!



QUARTER 1 HIGHLIGHTS

JEWISH LIFE

On October 20, the Farm hosted its 7th Sukkot Harvest Festival with 950 community members in attendance. The Festival continues to be the Farm's biggest event of the year and reflects the Farm's values of welcoming and nourishing people of all backgrounds.



Community feedback continues to be incredibly positive. Attendees shared via surveys they feel more connected to Jewish teachings about the earth and believe the Farm is accessible, inclusive, and an asset to our community. One person shared their most meaningful moment was watching her son celebrate his culture out in the open with children he can relate to. Another said, **"Sukkot was a beautiful, holistic Jewish event. We need more of these!"**

FARM EDUCATION

In Quarter 1, the Farm received generous support from Viasat for renovation materials and microscopes for new our indoor-outdoor Farm STEM Science Lab. Over 100 volunteers from Viasat, Pathways in Education, and Pacific Ridge School helped renovate the structures adjacent to our Food Forest and Compost Operations. This new education space is for elementary, middle, and high school students to participate in expanded farm-based curriculum.



We are excited to showcase this new space during our upcoming Tu B'Shvat Food Forest Festival on February 9.

AGRICULTURAL STEWARDSHIP

Between October and December 2019, Coastal Roots Farm diverted nearly 150,000 pounds of green waste from the landfill. This amounts to 102 metric tons of diverted CO2 emissions, equivalent to taking approximately 264 cars off the road!



Our Compost Operations are designed to not only divert waste, but also limit our ecological footprint and replenish the soil growing our food. This is our way of honoring the Jewish agricultural values of *kayamut* (ecological sustainability) and *bal tashchit* (responsible resource use).

During Chanukah, the Farm team reflected upon the holiday's theme of resilience. The Chanukah story recalls the fight for freedom while Jewish expression was being oppressed. Today we honor freedom of expression through public display of Chanukah candles. During this Festival of Lights, we also recognize the resilience of Holocaust Survivors and regard them as sources of light in our community. During Quarter 1, we were proud to distribute over 1,000 pounds of food to 27 Survivor families.

Coastal Roots Farm is a 501(c)(3)
Nonprofit Organization
(Federal Tax ID 47-1570910)

THANK YOU TO OUR Q1 FUNDERS

Aldrich • Syd Belzberg • Angelica Berrie • The Bernstein Family Fund • Emily and Dan Einhorn • Jim Farley • Frank Financial Advisors • Heather Greene • Jason Han • Heller Foundation of San Diego • Hervey Family Fund • Kelly and Michelle Huang • Ann Hunter-Welborn and David Welborn • Susan and Robert Lapidus • Jim Lauer • Cheryl and Gary Levitt • Josh and Kaley Lichtman • Lyons Accountancy Group • James and Mary Nierman • Patagonia • Leilani Rasmussen • Bernard Reiter • Jeffrey and Vivien Ressler • Charlene Seidle • Jeffrey and Karen Silberman • Jeff Solomon • Linda and Lee Sorkin • TEGNA Foundation/KFMB-TV • Carole and Jerry Turk • Jeff and Lily Vistica • Helen Zeldes • End of Year Campaign Donors

For a complete list of Farm Founder's Circle Members, Corporate Partners, and Foundation and Government Support, please visit our website at coastalrootsfarm.org/support





**NORTH COUNTY
FOOD BANK**
A CHAPTER OF THE JACOBS & CUSHMAN
SAN DIEGO FOOD BANK

James A. Floros
President & Chief Executive Officer

December 30, 2019

San Marcos Community Foundation
Julie Magee
1 Civic Center Dr
San Marcos, CA 92069-2918

Dear Ms. Magee,

On behalf of the North County Food Bank, but more importantly those we serve, please accept my sincere gratitude for your recent donation of \$2,000 received on 12/30/2019. With every dollar you've given, you have provided five meals to our hungry neighbors! Please know you are helping them be more successful in school and in work, and helping them enjoy the important moments in life.

Every single day, one in eight people in our community face the threat of hunger. One in five children! With your gift, you provided so much more than food. You provided peace of mind, so parents can sleep at night, knowing they have nutritious food to feed their children. You provided health to seniors who no longer have to choose between their medications and food. You provided joy to children who can now laugh, play and learn because their stomachs are full. You have made it possible for our neighbors to bridge the gap between their limited income and their daily dinner table.

Imagine the fear of not knowing if you'll have dinner tonight. That's what 1 in 5 children in San Diego County face. Every Friday, many kids go home from school having had their last meal of the week – there's little or no food at home for the weekend. Our Food 4 Kids Backpack Program provides elementary students with backpacks of nutritious, kid-friendly food every Friday of the school year, so they can play, rest and study, and return to school on Monday refreshed and ready to learn. And, our On the Go Pantry Program provides ready-to-eat food to hungry teens at middle and high schools, helping these young people succeed. Happy holidays,

James A. Floros
President/Chief Executive Officer

Thank you so very much!

P.S. Need more room at home? Donate that dusty vehicle you aren't using to the Food Bank, and make a big difference! Learn more at 877-350-7332 or SanDiegoFoodBank.CarEasy.org.

For your records, no goods or services were received in exchange for this gift.

This donation is tax-deductible to the fullest extent provided by law.

The Jacobs & Cushman San Diego Food Bank is a not-for-profit, 501(c)(3) organization.

Our federal tax ID# is 20-4374795.



CHARITY NAVIGATOR
Four Star Charity
★★★★★

680 Rancheros Drive, Suite 100
San Marcos, CA 92069
P 760.761.1140

9850 Distribution Avenue
San Diego, CA 92121
P 858.527.1419

SanDiegoFoodBank.org/NCFB



December 31, 2019

San Marcos Community Foundation
1 Civic Center Drive
San Marcos, CA 92069

Dear San Marcos Community Foundation,

On behalf of North County Health Services (NCHS), thank you to the San Marcos Community Foundation for the generous grant of \$5,000 to help fund the purchase of a Schick Dental HD X-Ray sensor. This will increase our efficiency and capacity to provide oral healthcare for low-income, minority, and uninsured individuals living in San Marcos.

On behalf of our board, staff, and patients, thank you for investing in NCHS and in our community!

NCHS is a 501(c)(3) nonprofit organization. Your contribution is tax-deductible to the extent allowed by law. No goods or services were provided in exchange for your generous financial donation.

Donation Information

Tax I.D. # 95-2847102
Check Number: 00150227
Check Date: 12/20/2019
Amount: \$5,000

Sincerely,

Briana Cardoza, MPH
VP of Business Development

Corporate Offices

150 Valpreda Road
San Marcos, CA 92069
T (760) 736-6700
F (760) 736-6753

Barbara S. Kennedy, MHA, FACHE
President & CEO

Health Centers Contact

T (760) 736-6767
F (760) 566-1501

NCHS Carlsbad Health Center
1295 Carlsbad Village Drive
Carlsbad, CA 92008

NCHS Encinitas Health Center
1130 Second Street
Encinitas, CA 92024

NCHS Grand Ave Health Center
727 W. San Marcos Blvd., Suite 112
San Marcos, CA 92078

NCHS La Misión Health Center
3220 Mission Avenue, Unit 1
Oceanside, CA 92058

NCHS Mission Mesa Pediatric Health Center
2210 Mesa Drive, Suite 300
Oceanside, CA 92054

NCHS Mission Mesa Women's Health Center
2210 Mesa Drive, Suite 5
Oceanside, CA 92054

NCHS Mission Mesa Women's Health Center (Satellite)
161 Thunder Drive, Suite 210
Vista, CA 92083

NCHS Oceanside Dental
2216 S. El Camino Real, Suites 121-122
Oceanside, CA 92054

NCHS Oceanside Health Center (Loma Alta)
605 Crouch Street
Oceanside, CA 92054

NCHS Oceanside Specialty Health Center
619 Crouch Street, Suite 100
Oceanside, CA 92054

NCHS Perris Health Center
1675 N Perris Blvd.
Perris, CA 92571

NCHS Ramona Health Center
217 E. Earlham Road
Ramona, CA 92065

NCHS San Marcos Health Center
150 Valpreda Road
San Marcos, CA 92069

WIC
T (888) 477-6333



MISSION: To improve the health status of our diverse communities by providing quality healthcare that is comprehensive, affordable, and culturally sensitive.

www.nchs-health.org

a *california* *health+* center



OPERATION-HOPE NORTH COUNTY

Serving Families with Children and Single Women Experiencing Homelessness

OFFICERS

Cindy Taylor
President

Beatriz Palmer
Vice President

Sharon Hall
Secretary

Gary Van Nevel
Treasurer

BOARD OF DIRECTORS

Satia Austin

Jeff Briskin

Mary Donovan

Beth Haight

Ernesto Jimenez

Richard Muir

Mary Regan

ADVISORY BOARD

Jean Cole

Founder, In Memorium

Morris Vance
Ex Officio

Jim Hagar
Ex Officio

Dave Cowles
Ex Officio

FOUNDED 2003

November 21, 2019

San Marcos Community Foundation
One Civic Center Drive
San Marcos, CA 92069-2918

Dear San Marcos Community Foundation Board of Directors,

On behalf of all of us at Operation HOPE-North County, we would like to thank you for your continued support of our program! In Fiscal Year 2018-2019, we were able to serve 239 individuals, 132 of whom were children. Through our Steps to Independence Program, our clients are able to develop life skills which will lead to self-sufficiency and independence. It is with the support of our community partners like you that our mission is possible.

Funding from San Marcos Community Foundation for our shelter and case management services were used to directly provide coaching and guidance to families and single women entering our program. Each week individuals meet with their case manager to discuss barriers, connect with resources in the community and set individualized goal plans to become self-sufficient and secure housing. Our case managers are critical to the success of our clients. Over the last 6 months our we were able to provide 2,782 case management sessions and 104 life skills courses to individuals.

In Fiscal Year 2018-2019, 64.7% of our clients successfully completed the program. Thank you for helping us to serve families with children and single women experiencing homelessness. You to are a part of their success!

We look forward to a continued partnership with the San Marcos Community Foundation as we spread HOPE!

Sincerely,

Nicole Ketcher
Director of Resource Development

Operation HOPE-North County is a 501 (c) 3. EIN #: 57-1214920

859 East Vista Way

Vista, CA 92084

www.operationhopeshelter.org

SAN MARCOS COMMUNITY FOUNDATION
Grant Award History FY 2019-2020

Name	Amount	Grant Type	Date	Name of Project	Summary of Project
Just in Time for Foster Youth	\$3,000	Regular	11/19/2019	College Bound FY 20	Provide funds to support transition-age foster youth (ages 18-26) attending CalState San Marcos with tools for success. Will serve 50 students.
Jacobs & Cushman San Diego Food Bank	\$2,000	Regular	11/19/2019	Emergency Food Relief - North County Food Bank	Provide funds to purchase approximately 38,000 pounds of nutritious fresh produce for low-income families. Will serve approximately 5,000 residents.
North County Health Services	\$5,000	Regular	11/19/2019	NCHS San Marcos Pediatric Dental Sensor	Provide funds to support the purchase a Schick dental HD x-ray sensor to serve low-income, minority, and underserved children. Will serve 2,385 residents.
Friends of San Marcos Parks	\$3,000	Regular	11/19/2019	Jack's Pond Nature Center Improvements	Provide funds to purchase items for the improvement of Jack's Pond Nature Center. Will serve approximately 3,000 residents a year.
Lake San Marcos Kiwanis Club Foundation	\$600	Mini	11/14/2019	LSM Kiwanis Literacy Project	Provide funds to purchase books for childhood literacy program. Will serve 4,000 San Marcos children.
American Academy of Pediatrics-CA	\$1,500	Mini	11/14/2019	Reach Out and Read San Diego 0-6 Initiative	Provide funds to expand Reach Out and Read San Diego delivery to vulnerable newborns. Will serve 300 San Marcos children.
The Escondido Creek Conservancy	\$1,500	Mini	8/27/2019	Elfin Forest Interpretive Microscope	Purchase stereo microscope for visitors to view creek inhabitants. Will serve approximately 1,300 residents a year.
San Marcos Prevention Coalition	\$1,000	Regular	8/27/2019	San Marcos Prevention Coalition Youth Group	Provide funds for Youth Coalition Director and 7 youth to participate in San Diego County Office of Education Spring Jam Leadership Development Camp. Serves 10,000 residents.

North County LGBTQ Resource Center	\$3,500	Regular	8/27/2019	Project Youth	Provide funds to support The Center's Youth activities including mental health services, the Leadership Summit Project, and Certified LGBTQ Competency Training for educators, youth organizations and first responders. Will serve 2,885 residents.
San Diego Children's Discovery Museum	\$3,000	Regular	8/27/2019	Educational Mobile Children's Museum Workshops and Exhibits for Low-Income Children in San Marcos	Provide supplemental education workshops to Title-I and low-income schools in the San Marcos Unified School District (SMUSD) through the Mobile Children's Museum. Will serve approximately 1,050 San Marcos children.
Interfaith Community Services	\$1,000	Regular	8/27/2019	North County Senior Connections	Provide funds to support the North County Senior Connections program which provide low-income seniors with hot, affordable meals, socialization, referrals for health care and other services. Will serve 401 seniors.
The Elizabeth Hospice	\$2,500	Regular	8/27/2019	Grief Support Services	Provide grief support services which include counseling, educational workshops, outreach programs, community events, and specialized programs for children and families. Will serve 251 residents.
Solutions for Change	\$2,500	Regular	8/27/2019	Solutions for Change	Provide parents and children a safe, stable, sober living environment and provide extensive support services for successful transition to self-sufficiency. Will serve 20 residents.
Total Grants Awarded FY 19/20	\$30,100				

2/12/20

Winter Quarter FY 2019-2020: Funding Recommendation Worksheet

Asset Balance on 6/30/2019:	\$1,233,180
Total Available for Distribution for FY 2019-20:	\$49,327-\$61,659
Total FY 2019-20 Distributions Year to Date:	\$30,100
Total Funds Available for Quarter if Awarding Grants at 4% of Assets:	\$9,614
Total Funds Available for Quarter if Awarding Grants at 5% of Assets:	\$15,780

Name	Requested Amount	Type	Name of Project	Summary of Project	GFC Funding Recommendation
San Marcos Lions Club	\$10,000.00	Regular	Vision Screening Equipment	Funds will be used to purchase new vision testing equipment for mobile vision and hearing testing unit for low-income students and seniors. Will serve 16,640 residents.	TBD
Casa de Amparo*	\$5,000.00	Regular	Residential Services	Funds will be used for residential services which provide 24-hour trauma care for foster youth. Will serve 100 residents.	\$4,000.00
Women's Resource Center*	\$10,000.00	Regular	"Alternatives to Violence" Emergency Shelter Program	Funds will be used to support domestic violence shelter for survivors. Will serve 773 residents.	\$4,000.00
Total Grants Requested:	\$25,000.00			Total Amount Recommended:	\$8,000.00

February 18, 2020

*Previously funded by SMCF

SMCF Resolution No 2020-XX

**A RESOLUTION OF THE SAN MARCOS COMMUNITY FOUNDATION
BOARD OF DIRECTORS AUTHORIZING THE AWARD OF GRANT
MONIES TO CERTAIN NON-PROFIT ORGANIZATION APPLICANTS**

-- WINTER QUARTER 2020--

WHEREAS, the San Marcos Community Foundation Board of Directors is authorized, pursuant to its adopted articles and bylaws, to entertain proposals for non-profit activities from qualified public and charitable groups; and

WHEREAS, a total of three (3) proposals were received by the Foundation prior to the grant submittal deadline established for the 2020 Winter quarter; and

WHEREAS, the Board of Directors did, at its quarterly meeting on February 18, 2020, consider such proposals and oral arguments pertaining to such proposals in a public meeting duly advertised and held in the manner required by law.

NOW, THEREFORE, BE IT RESOLVED, that the San Marcos Community Foundation Board of Directors does hereby authorize funding of the following grant proposals in the amounts specified:

REQUESTING ORGANIZATION

San Marcos Lions Club
Casa de Amparo
Women's Resource Center

GRANT AWARD

\$TBD
\$4,000.00
\$4,000.00

BE IT FURTHER RESOLVED, that actual award of the above grants shall be contingent upon satisfactory compliance with all preconditions to funding specified.

BE IT FURTHER RESOLVED, that the Board's decision is based upon its determination that the above-referenced requests meet applicable legal requirements for funding as a non-profit activity and conform to Foundation policies pertaining to grant awards.

PASSED, APPROVED AND ADOPTED by the San Marcos Community Foundation Board of Directors, at a regular meeting thereof, this 18th day of February, 2020, by the following roll call vote:

AYES: BOARD MEMBERS: BLANKENSHIP-WILLIAMS, LUKOFF, VANMIDDLESWORTH, WILSON

NOES: BOARD MEMBERS: NONE

ABSENT: BOARD MEMBERS: BANKS, BURTON

Colleen Lukoff, Board President

ATTEST:

Julie Magee, Secretary



MINUTES

SAN MARCOS COMMUNITY FOUNDATION GRANT FUNDING SUBCOMMITTEE SPECIAL MEETING

Wednesday, November 13, 2019

San Marcos Conference Room, 1 Civic Center Drive

CALL TO ORDER

Board member Wilson called the meeting to order at 6:03 p.m.

ROLL CALL:

PRESENT: BOARD MEMBERS: *BLANKENSHIP-WILLIAMS, VANMIDDLESWORTH, WILSON
ABSENT: BOARD MEMBERS: NONE

*Board member Blankenship-Williams arrived at 6:04p.m.

ALSO PRESENT: Program Manager Julie Magee and Office Specialist II Joseline Cadima.

OLD BUSINESS

1. GRANT AWARD HISTORY – Noted and filed.

NEW BUSINESS

2. MINI GRANT APPLICATION PROPOSAL

Board members discussed the following three mini grant requests:

A). Foundation for Senior Well Being, requested \$1,200.00 to fund a Senior Emergency Preparedness Event. Program Manager Magee noted that the location of this event would be held at the Senior Activity Center in San Marcos. The subcommittee decided not to approve funding for this grant.

B). Lake San Marcos Kiwanis Club Foundation, requested \$1,500.00 to purchase books for "Captain Book" literacy program. The subcommittee granted \$600.00 of the requested amount.

C). American Academy of Pediatrics, requested \$1,500.00 to fund their expansion of "Reach Out and Read San Diego" delivery program to vulnerable newborns. The subcommittee granted \$1,500.00 of the requested amount.

BOARD MEMBER WILSON MOVED TO AWARD \$0.00 TO THE FOUNDATION FOR SENIOR WELL BEING, \$600.00 TO THE LAKE SAN MARCOS KIWANIS CLUB FOUNDATION, AND \$1,500.00 TO



THE AMERICAN ACADEMY OF PEDIATRICS, SECONDED BY BOARD MEMBER VANMIDDLESWORTH. MOTION PASSED BY UNANIMOUS VOICE VOTE.

AYES: BOARD MEMBERS: BLANKENSHIP-WILLIAMS, VANMIDDLESWORTH, WILSON
NOES: BOARD MEMBERS: NONE
ABSENT: BOARD MEMBERS: NONE
ABSTAIN: BOARD MEMBERS: NONE

3. REGULAR GRANT APPLICATION PROPOSALS

Board members discussed the following seven regular grant requests:

A). Friends of San Marcos Parks, requested \$4,816.00 to provide funds for Jack's Pond Nature Center Improvements. The subcommittee granted \$3,000.00 of the requested amount and noted that the funding be for the purchase of microscopes, paint, tables and other supplies.

B). San Marcos Promise, requested \$6,800.00 to provide training on SuperStrong Interest Inventory Assessment (a career compatibility tool) to two coordinators and 28 San Marcos Unified School District staff. The subcommittee decided not to recommend funding for this grant due to greater needs elsewhere and requesting more information and itemization on the expenses for future submission.

C). North County Health Services, requested \$5,000.00, to purchase a pediatric dental HD x-ray sensor. The subcommittee granted \$5,000.00 of the requested amount.

D). San Marcos Community Youth Boosters, requested \$3,000.00 to provide transportation for San Marcos High School dance teams to participate in regional and state competitions. The subcommittee decided not to recommend funding for this grant due to greater needs elsewhere.

E). Jacobs & Cushman San Diego Food Bank, requested \$5,000.00 to purchase 38,000 pounds of fresh produce for emergency food relief. The subcommittee granted \$2,000.00 of the requested amount.

F). Moonlight Cultural Foundation, requested \$5,000.00 to support the Moonlight Youth Theatre. The subcommittee decided not to recommend funding for this grant due to greater needs elsewhere and lack of information on how this foundation would serve San Marcos residents.

G). Just in Time for Foster Youth, requested \$5,000.00 to provide support transition-age youth foster attending CalState San Marcos University. The subcommittee granted \$3,000.00 of the requested amount.

BOARD MEMBER BLANKENSHIP-WILLIAMS MOVED TO RECOMMEND THE FOLLOWING GRANT AMOUNTS TO THE FULL FOUNDATION BOARD FOR CONSIDERATION AT ITS NEXT MEETING: \$3,000.00 TO FRIENDS OF SAN MARCOS PARKS, \$0.00 TO SAN MARCOS PROMISE, \$5,000.00 TO NORTH COUNTY HEALTH SERVICES, \$0.00 TO SAN MARCOS COMMUNITY YOUTH BOOSTERS, \$2,000.00 TO JACOBS & CUSHMAN SAN DIEGO FOOD BANK, \$0.00 TO MOONLIGHT CULTURAL



FOUNDATION, \$3,000.00 TO JUST IN TIME FOR FOSTER YOUTH. SECONDED BY BOARD MEMBER WILSON. MOTION PASSED BY UNANIMOUS VOICE VOTE.

AYES: BOARD MEMBERS: BLANKENSHIP-WILLIAMS, VANMIDDLESWORTH, WILSON
NOES: BOARD MEMBERS: NONE
ABSENT: BOARD MEMBERS: NONE
ABSTAIN: BOARD MEMBERS: NONE

CONSENT CALENDAR

MOVED BY BOARD MEMBER BLANKENSHIP-WILLIAMS, SECONDED BY BOARD MEMBER WILSON, TO CONTINUE THE APPROVAL OF THE MINUTES TO THE NEXT BOARD MEETING HELD ON NOVEMBER 19, 2019 TO REFLECT THE NECESSARY CHANGES.

AYES: BOARD MEMBERS: BLANKENSHIP-WILLIAMS, VANMIDDLESWORTH, WILSON
NOES: BOARD MEMBERS: NONE
ABSENT: BOARD MEMBERS: NONE
ABSTAIN: BOARD MEMBERS: NONE

WAIVER OF TEXT – Waived

APPROVAL OF MINUTES – Continued - SMCF Grant Funding Subcommittee Meeting minutes of April 10, 2019.

ORAL COMMUNICATIONS – No requests to speak.

ITEMS FOR THE GOOD OF THE ORDER

NEXT MEETING DATE – The next meeting of the SMCF Board of Directors is scheduled for Tuesday, November 19, 2019 at 6:00 pm.

MISCELLANEOUS – None noted

ADJOURNMENT

MOVED BY BOARD BLANKENSHIP-WILLIAMS, SECONDED BY BOARD MEMBER WILSON TO ADJOURN THE MEETING AT 7:14 PM. MOTION PASSED BY UNANIMOUS VOICE VOTE.

Colleen Lukoff, Board President



ATTEST:

Julie Magee, Recording Secretary

MINUTES

REGULAR MEETING OF THE SAN MARCOS COMMUNITY FOUNDATION BOARD

Tuesday, November 19, 2019 – 6:00 PM

San Marcos Conference Room – 2nd Floor

CALL TO ORDER: Board President Lukoff called the meeting to order at 6:06 p.m.

ROLL CALL:

PRESENT: BOARD MEMBERS: BLANKENSHIP-WILLIAMS, BURTON, GENDEL,
LUKOFF, WILSON

ABSENT: BOARD MEMBERS: BANKS, VANMIDDLESWORTH

ALSO PRESENT: Board Secretary Julie Magee and Office Specialist II Joseline Cadima

NEW BUSINESS

1. JEWISH COMMUNITY FOUNDATION OF SAN DIEGO INVESTMENT UPDATE

- Jeremy Pearl, Executive Vice President/Chief Financial Officer, of the Jewish Community Foundation of San Diego was unable to attend the meeting due to weather and traffic delay.

2. PRESIDENT'S REPORT

- Provided update on 2-1-1 San Diego.
- Board President Lukoff provided an update on the topics of discussion at the Advisory Committee Meeting.
- Board members Lukoff and Gendel noted that Sharon Jenkins was honored as Volunteer of the Year at the North County Philanthropy Council Award Ceremony, and requested that she is honored in a future City Council meeting.
- Board member Gendel commented on having the opportunity to attend a session on the impacts of gentrification which was provided by San Diego Grant Makers.

3. SMCF GRANT FUNDING COMMITTEE RECOMMENDATION

- Update provided on the Grant Funding History Fiscal Year 2019/2020.
- Board members reviewed and discussed the grants noted in the Quarter Funding Recommendation Worksheet.
- Approved Resolution No. 2019-14, Fall Quarter Regular Grants.

MOVED BY BOARD MEMBER BLANKENSHIP-WILLIAMS , SECONDED BY BOARD MEMBER WILSON TO APPROVE RESOLUTION NO. 2019-14, AS RECOMMENDED BY THE SMCF GRANT FUNDING COMMITTEE.

AYES: BOARD MEMBERS: BLANKENSHIP-WILLIAMS, BURTON, GENDEL,
LUKOFF, WILSON
NOES: BOARD MEMBERS: NONE
ABSENT: BOARD MEMBERS: BANKS, VANMIDDLESWORTH
ABSTAIN: BOARD MEMBERS: NONE

4. STRATEGIC PLAN 2020

- Board members agreed to hold one board meeting in the first quarter of 2020 to discuss strategies for the 2020 year.

OLD BUSINESS

5. RECONSIDER NOMINATIONS/ELECTION OF VICE PRESIDENT

MOVED BY BOARD PRESIDENT LUKOFF, SECONDED BY BOARD MEMBER BURTON, TO ELECT CAROL GENDEL AS BOARD VICE PRESIDENT.

AYES: BOARD MEMBERS: BLANKENSHIP-WILLIAMS, BURTON, GENDEL,
LUKOFF, WILSON
NOES: BOARD MEMBERS: NONE
ABSENT: BOARD MEMBERS: BANKS, VANMIDDLESWORTH
ABSTAIN: BOARD MEMBERS: NONE

6. PROMOTIONAL AND FUNDRAISING ACTIVITIES/IDEAS

- Board members noted that the San Marcos Community Foundation branding will be part of the strategic planning of 2020.

CONSENT CALENDAR

7. WAIVER OF TEXT – Waived

8. APPROVAL OF MINUTES - SMCF GFC Meeting of August 14, 2019 and SMCF Board Meeting of August 27, 2019 - Approved

9. ORAL COMMUNICATIONS

MOVED BY BOARD MEMBER BURTON, SECONDED BY GENDEL TO APPROVE THE CONSENT CALENDAR WITH NOTED AMENDMENTS TO THE SMCF GFC AUGUST 14, 2020 MINUTES.

AYES:	BOARD MEMBERS: BLANKENSHIP-WILLIAMS, BURTON, GENDEL, LUKOFF, WILSON
NOES:	BOARD MEMBERS: NONE
ABSENT:	BOARD MEMBERS: BANKS, VANMIDDLESWORTH
ABSTAIN:	BOARD MEMBERS: NONE

ITEMS FOR THE GOOD OF THE ORDER

10. MISCELLANEOUS

- Next quarter's Grant Funding Subcommittee (GFS) will include Board Members Blankenship-Williams, Wilson, and Gendel serving as the chair with Burton as alternate. Program Manager Magee noted that the following GFS meeting will be held on Wednesday, January 8, 2020 and the next full board meeting will be held on Tuesday, February 18, 2020.

11. ADJOURNMENT

BOARD MEMBER BURTON MOVED TO ADJOURN THE MEETING, SECONDED BY BOARD MEMBER WILSON. MOTION PASSED BY UNANIMOUS VOICE VOTE.

Meeting adjourned at 6:55 p.m.

COLLEEN LUKOFF, BOARD PRESIDENT
SAN MARCOS COMMUNITY FOUNDATION

ATTEST:

JULIE MAGEE, PROGRAM MANAGER
CITY OF SAN MARCOS