

# PARK FACILITIES RENTAL GUIDE



**SAN MARCOS**  
Discover Life's Possibilities


The City of San Marcos has 22 designated reservable park picnic shelters at 13 different City parks that may be reserved to host your next celebration.

## Rental Policies & Procedures

- A reservation must be made for groups of 25 people or more and/or groups who wish to have an inflatable or pony/petting zoo.
- Groups under 25 people can still make a reservation or choose to use the park on a first come first serve basis.
- Reservable park picnic shelters can be reserved **on-line** a minimum of **8 days in advance** of your desired date at: [www.san-marcos.net/register](http://www.san-marcos.net/register) or in person at the **Parks and Recreation office at least 4 business days in advance** of your desired date.
- Reservations are paid in full at the time of booking. Park Shelter reservations are non-refundable. Please see Refund Policy on-line for more details.



Reservations do not guarantee or include exclusive use of nearby park amenities. Play areas, grass fields, restrooms, etc. remain available to the general public as well as to your group.



## Contact us

For further information, please reach out to us.



760-744-9000



[ParksandRec@San-Marcos.net](mailto:ParksandRec@San-Marcos.net)



3 Civic Center Drive,  
San Marcos CA 92069

# Facilities Overview

RESERVATION TYPE	PARK SHELTER LOCATION	Flat Rate FOUR HOUR	Peak Season Flat Rate FULL DAY	Non Peak Season Flat Rate FULL DAY
Small 0-50 people	<ul style="list-style-type: none"><li>• Buelow</li><li>• Double Peak Gazebo</li><li>• Jack's Pond East</li><li>• Las Posas</li><li>• Simmons</li><li>• Woodland West</li></ul>	\$80	\$120	\$80
Medium 50-100 people	<ul style="list-style-type: none"><li>• Connors</li><li>• Double Peak Amphitheater</li><li>• Hollandia</li><li>• Jack's Pond Corral</li><li>• Lakeview/Discovery</li><li>• Las Abejas</li><li>• San Elijo</li><li>• Sunset East</li><li>• Walnut Grove North</li><li>• Woodland East</li><li>• Woodland North</li><li>• Woodland Schoolside</li></ul>	\$100	\$150	\$100
Large 100-200 people	<ul style="list-style-type: none"><li>• San Elijo Gazebo</li><li>• Sunset West</li><li>• Walnut Grove South</li><li>• Walnut Grove Central</li><li>• Woodland Pepper</li></ul>	\$125	\$185	\$125

PEAK SEASON: Apr. 1 – Oct. 31    NON-PEAK SEASON: Nov. 1 – Mar. 31

FOUR HOUR TIME SLOTS

9 a.m.–1 p.m. or 1:30–5:30 p.m.

FULL DAY TIME FRAME

9 a.m.–5:30 p.m.

Reservations do not guarantee or include exclusive use of nearby park amenities. Playgrounds, restrooms and other park amenities remain available to the general public as well as to your group.


Park hours are sunrise to sunset year around.

# Buelow Park Shelter

300 AUTUMN DRIVE

## Park Features

- Up to 50 People
- 3 Sheltered Tables
- Playground
- 2 Half Basketball Courts
- Splash Pad
- Restrooms
- ⊗ NoJumphouse Permitted



RESERVATION TYPE	Flat Rate	Peak Season Flat Rate	Non Peak Season Flat Rate
	FOUR HOUR	FULL DAY	FULL DAY
Small 0-50 people	\$80	\$120	\$80
PEAK SEASON: Apr. 1 – Oct. 31    NON-PEAK SEASON: Nov. 1 – Mar. 31			
FOUR HOUR TIME SLOTS 9 a.m.–1 p.m. or 1:30–5:30 p.m.		FULL DAY TIME FRAME 9 a.m.–5:30 p.m.	

# Connors Park Shelter

320 WEST SAN MARCOS BLVD.

## Park Features

- Up to 100 People
- 5 Sheltered Tables
- 2 Playgrounds
- Basketball Courts
- Synthetic Turf Field
- Restrooms
- ⊗ NoJumhouse Permitted



RESERVATION TYPE	Flat Rate	Peak Season Flat Rate	Non Peak Season Flat Rate
	FOUR HOUR	FULL DAY	FULL DAY
Medium 50–100 people	\$100	\$150	\$100
<div> <div>PEAK SEASON: Apr. 1 – Oct. 31</div> <div>NON-PEAK SEASON: Nov. 1 – Mar. 31</div> </div>			
<div>FOUR HOUR TIME SLOTS</div> <div>9 a.m.–1 p.m. or 1:30–5:30 p.m.</div>		<div>FULL DAY TIME FRAME</div> <div>9 a.m.–5:30 p.m.</div>	



# Double Peak Park Amphitheater

910 DOUBLE PEAK DRIVE

## Park Features

- Up to 100 People
- 1 Reservable Area
- 1 Adventure Playground
- Trails
- Restrooms
- ⊗ NoJumphouse Permitted
- ⊗ No BBQ or Grilling allowed at this location



RESERVATION TYPE	Flat Rate	Peak Season Flat Rate	Non Peak Season Flat Rate
	FOUR HOUR	FULL DAY	FULL DAY
Medium 50–100 people	\$100	\$150	\$100
PEAK SEASON: Apr. 1 – Oct. 31    NON-PEAK SEASON: Nov. 1 – Mar. 31			
FOUR HOUR TIME SLOTS 9 a.m.–1 p.m. or 1:30–5:30 p.m.		FULL DAY TIME FRAME 9 a.m.–5:30 p.m.	

# Double Peak Park Gazebo

910 DOUBLE PEAK DR.

## Park Features

- Up to 50 People
- 3 Sheltered Tables
- 1 Adventure Playground
- Trails
- Restrooms
- ⊗ NoJumphouse Permitted
- ⊗ No BBQ Grills or Grilling allowed at this location



RESERVATION TYPE	Flat Rate	Peak Season Flat Rate	Non Peak Season Flat Rate
	FOUR HOUR	FULL DAY	FULL DAY
<b>Small</b> 0–50 people	<b>\$80</b>	<b>\$120</b>	<b>\$80</b>
<b>PEAK SEASON:</b> Apr. 1 – Oct. 31 <b>NON-PEAK SEASON:</b> Nov. 1 – Mar. 31			
<b>FOUR HOUR TIME SLOTS</b> 9 a.m.–1 p.m. or 1:30–5:30 p.m.	<b>FULL DAY TIME FRAME</b> 9 a.m.–5:30 p.m.		

# Hollandia Park

## 12 MISSION HILLS COURT

### Park Features

- Up to 100 People
- 1 Sheltered Table
- 2 Softball Fields
- 1 Soccer field
- Playground
- Skate Park
- Restrooms
- ✔ Jumpers Permitted



RESERVATION TYPE	Flat Rate	Peak Season Flat Rate	Non Peak Season Flat Rate
	FOUR HOUR	FULL DAY	FULL DAY
Medium 50–100 people	\$100	\$150	\$100
PEAK SEASON: Apr. 1 – Oct. 31    NON-PEAK SEASON: Nov. 1 – Mar. 31			
FOUR HOUR TIME SLOTS 9 a.m.–1 p.m. or 1:30–5:30 p.m.		FULL DAY TIME FRAME 9 a.m.–5:30 p.m.	



# Jack's Pond Park East

986 LA MOREE ROAD

## Park Features

- Up to 50 People
- 3 Sheltered Table
- Playground
- Nature Center
- Trails
- Restrooms
- ⊗ NoJumphouse Permitted



RESERVATION TYPE	Flat Rate FOUR HOUR	Peak Season Flat Rate FULL DAY	Non Peak Season Flat Rate FULL DAY
Small 0–50 people	\$80	\$120	\$80
<div> <div>PEAK SEASON: Apr. 1 – Oct. 31</div> <div>NON-PEAK SEASON: Nov. 1 – Mar. 31</div> </div>			
<div>FOUR HOUR TIME SLOTS</div> <div>9 a.m.–1 p.m. or 1:30–5:30 p.m.</div>	<div>FULL DAY TIME FRAME</div> <div>9 a.m.–5:30 p.m.</div>		

# Jack's Pond Park Corral

986 LA MOREE ROAD

## Park Features

- Up to 100 People
- Open lawn area
- Playground
- Nature Center
- Trails
- Restrooms
- ✔ Pony Rides/Petting Zoo Permitted
- ✘ NoJumhouse Permitted



RESERVATION TYPE	Flat Rate	Peak Season Flat Rate	Non Peak Season Flat Rate
	FOUR HOUR	FULL DAY	FULL DAY
Medium 50–100 people	\$100	\$150	\$100
PEAK SEASON: Apr. 1 – Oct. 31    NON-PEAK SEASON: Nov. 1 – Mar. 31			
FOUR HOUR TIME SLOTS 9 a.m.–1 p.m. or 1:30–5:30 p.m.		FULL DAY TIME FRAME 9 a.m.–5:30 p.m.	

# Discovery Lakeview Gazebo

650 FOXHALL DRIVE

## Park Features

- Up to 100 People
- 4 Sheltered Tables
- Playground
- Splash Pad
- Restrooms
- Trails
- ⊗ NoJumphouse Permitted



RESERVATION TYPE	Flat Rate	Peak Season Flat Rate	Non Peak Season Flat Rate
	FOUR HOUR	FULL DAY	FULL DAY
Medium 50–100 people	\$100	\$150	\$100
PEAK SEASON: Apr. 1 – Oct. 31    NON-PEAK SEASON: Nov. 1 – Mar. 31			
FOUR HOUR TIME SLOTS 9 a.m.–1 p.m. or 1:30–5:30 p.m.	FULL DAY TIME FRAME 9 a.m.–5:30 p.m.		

# Las Abejas Park

999 WOODHAVEN ROAD

## Park Features

- Up to 100 People
- 2 Sheltered Tables
- 2 Unsheltered Tables
- Playground
- Trails
- Restrooms
- ✔ Jumpers Permitted



RESERVATION TYPE	Flat Rate	Peak Season Flat Rate	Non Peak Season Flat Rate
	FOUR HOUR	FULL DAY	FULL DAY
Medium 50–100 people	\$100	\$150	\$100
PEAK SEASON: Apr. 1 – Oct. 31    NON-PEAK SEASON: Nov. 1 – Mar. 31			
FOUR HOUR TIME SLOTS 9 a.m.–1 p.m. or 1:30–5:30 p.m.		FULL DAY TIME FRAME 9 a.m.–5:30 p.m.	



# Las Posas Park

1387 W BORDEN ROAD

## Park Features

- Up to 50 People
- 1 Sheltered Table
- 1/2 Basketball Court
- 2 Tennis Courts
- Soccer Field
- Multipurpose Field
- Restrooms
- ⊗ No Jumpers Permitted



RESERVATION TYPE	Flat Rate FOUR HOUR	Peak Season Flat Rate FULL DAY	Non Peak Season Flat Rate FULL DAY
Small 0–50 people	\$80	\$120	\$80
PEAK SEASON: Apr. 1 – Oct. 31    NON-PEAK SEASON: Nov. 1 – Mar. 31			
FOUR HOUR TIME SLOTS 9 a.m.–1 p.m. or 1:30–5:30 p.m.	FULL DAY TIME FRAME 9 a.m.–5:30 p.m.		

# San Elijo Park Gazebo

## 1105 ELFIN FOREST ROAD

### Park Features

- Up to 200 People
- 5 Sheltered Tables
- 2 Horseshoe Pits
- 2 Softball Fields
- 1 Multipurpose Field
- Playground
- Splash Pad
- Restrooms
- Fenced Off-Leash Dog Park
- ✔ Jumpers Permitted



RESERVATION TYPE	Flat Rate FOUR HOUR	Peak Season Flat Rate FULL DAY	Non Peak Season Flat Rate FULL DAY
<b>Large</b> 100-200 people	<b>\$125</b>	<b>\$185</b>	<b>\$125</b>
<b>PEAK SEASON:</b> Apr. 1 – Oct. 31 <b>NON-PEAK SEASON:</b> Nov. 1 – Mar. 31			
<b>FOUR HOUR TIME SLOTS</b> 9 a.m.–1 p.m. or 1:30–5:30 p.m.	<b>FULL DAY TIME FRAME</b> 9 a.m.–5:30 p.m.		

# San Elijo Park Shelter

1105 ELFIN FOREST ROAD

## Park Features

- Up to 100 People
- 3 Sheltered Tables
- 2 Horseshoe Pits
- 2 Softball Fields
- 1 Multipurpose Field
- Playground
- Splash Pad
- Restrooms
- Fenced Off-Leash Dog Park
- ⊗ No Jumpers Permitted



RESERVATION TYPE	Flat Rate FOUR HOUR	Peak Season Flat Rate FULL DAY	Non Peak Season Flat Rate FULL DAY
Medium 50–100 people	\$100	\$150	\$100
<div> <div>PEAK SEASON: Apr. 1 – Oct. 31</div> <div>NON-PEAK SEASON: Nov. 1 – Mar. 31</div> </div>			
<div>FOUR HOUR TIME SLOTS</div> <div>9 a.m.–1 p.m. or 1:30–5:30 p.m.</div>		<div>FULL DAY TIME FRAME</div> <div>9 a.m.–5:30 p.m.</div>	

# Simmons Park

2180 ROCKY POINT DR.

## Park Features

- Up to 50 People
- 3 Uncovered Tables
- 1 Basketball Court
- Playground
- Restrooms
- ✔ Jumpers Permitted



RESERVATION TYPE	Flat Rate	Peak Season Flat Rate	Non Peak Season Flat Rate
	FOUR HOUR	FULL DAY	FULL DAY
<b>Small</b> 0-50 people	<b>\$80</b>	<b>\$120</b>	<b>\$80</b>
PEAK SEASON: Apr. 1 – Oct. 31    NON-PEAK SEASON: Nov. 1 – Mar. 31			
FOUR HOUR TIME SLOTS 9 a.m.-1 p.m. or 1:30-5:30 p.m.		FULL DAY TIME FRAME 9 a.m.-5:30 p.m.	



# Sunset Park East Shelter

## 909 PUESTA DEL SOL (EAST)

### Park Features

- Up to 100 People
- 2 Sheltered Tables and 2 Uncovered
- 1 Volleyball Court
- 1/2 Basketball Courts
- 1 Soccer Arena
- 3 Multipurpose Field
- Disc Golf Course
- Playground
- Splash Pad
- Restrooms
- Fenced Off-Leash Dog Park
- ✗ **No Jumpouse Permitted**



RESERVATION TYPE	Flat Rate FOUR HOUR	Peak Season Flat Rate FULL DAY	Non Peak Season Flat Rate FULL DAY
Medium 50–100 people	\$100	\$150	\$100
<div> <div>PEAK SEASON: Apr. 1 – Oct. 31</div> <div>NON-PEAK SEASON: Nov. 1 – Mar. 31</div> </div>			
<div>FOUR HOUR TIME SLOTS</div> <div>9 a.m.–1 p.m. or 1:30–5:30 p.m.</div>		<div>FULL DAY TIME FRAME</div> <div>9 a.m.–5:30 p.m.</div>	

# Sunset Park West Shelter

3337 LA MIRADA DR. (WEST)

## Park Features

- Up to 200 People
- 8 Sheltered Tables
- 1 Volleyball Court
- 1/2 Basketball Courts
- 1 Soccer Arena
- 3 Multipurpose Field
- Disc Golf Course
- Playground
- Splash Pad
- Restrooms
- Fenced Off-leash Dog Park
- ✗ **No Jumphouse Permitted**



RESERVATION TYPE	Flat Rate	Peak Season Flat Rate	Non Peak Season Flat Rate
	FOUR HOUR	FULL DAY	FULL DAY
<b>Large</b> 100-200 people	<b>\$125</b>	<b>\$185</b>	<b>\$125</b>
PEAK SEASON: Apr. 1 – Oct. 31    NON-PEAK SEASON: Nov. 1 – Mar. 31			
FOUR HOUR TIME SLOTS 9 a.m.–1 p.m. or 1:30–5:30 p.m.		FULL DAY TIME FRAME 9 a.m.–5:30 p.m.	

# Walnut Grove Park North Shelter

1950 SYCAMORE DRIVE

## Park Features

- Up to 100 People
- 2 Sheltered Tables
- 2 Horse Arenas
- Soccer Fields
- Disc Golf Course
- Playground
- Restrooms
- ✔ **Jumphouse Permitted**



RESERVATION TYPE	Flat Rate	Peak Season Flat Rate	Non Peak Season Flat Rate
	FOUR HOUR	FULL DAY	FULL DAY
<b>Medium</b> 50–100 people	<b>\$100</b>	<b>\$150</b>	<b>\$100</b>
<b>PEAK SEASON:</b> Apr. 1 – Oct. 31 <b>NON-PEAK SEASON:</b> Nov. 1 – Mar. 31			
<b>FOUR HOUR TIME SLOTS</b> 9 a.m.–1 p.m. or 1:30–5:30 p.m.		<b>FULL DAY TIME FRAME</b> 9 a.m.–5:30 p.m.	

# Walnut Grove Park South Shelter

1950 SYCAMORE DRIVE

## Park Features

- Up to 200 People
- 5 Sheltered Tables
- 2 Horse Arenas
- Soccer Fields
- Disc Golf Course
- Playground
- Restrooms
- ✔ **Jumphouse Permitted**



RESERVATION TYPE	Flat Rate	Peak Season Flat Rate	Non Peak Season Flat Rate
	FOUR HOUR	FULL DAY	FULL DAY
<b>Large</b> 100-200 people	<b>\$125</b>	<b>\$185</b>	<b>\$125</b>
<b>PEAK SEASON:</b> Apr. 1 – Oct. 31 <b>NON-PEAK SEASON:</b> Nov. 1 – Mar. 31			
<b>FOUR HOUR TIME SLOTS</b> 9 a.m.–1 p.m. or 1:30–5:30 p.m.	<b>FULL DAY TIME FRAME</b> 9 a.m.–5:30 p.m.		



# Walnut Grove Park Central Shelter

1950 SYCAMORE DRIVE

## Park Features

- Up to 200 People
- 4 Sheltered Tables
- 2 Horse Arenas
- Soccer Fields
- Disc Golf Course
- Playground
- Restrooms
- ✔ **Jumphouse and Pony Rides/Petting Zoos Permitted**



RESERVATION TYPE	Flat Rate	Peak Season Flat Rate	Non Peak Season Flat Rate
	FOUR HOUR	FULL DAY	FULL DAY
<b>Large</b> 100-200 people	<b>\$125</b>	<b>\$185</b>	<b>\$125</b>
<b>PEAK SEASON:</b> Apr. 1 – Oct. 31 <b>NON-PEAK SEASON:</b> Nov. 1 – Mar. 31			
<b>FOUR HOUR TIME SLOTS</b> 9 a.m.–1 p.m. or 1:30–5:30 p.m.		<b>FULL DAY TIME FRAME</b> 9 a.m.–5:30 p.m.	

# Woodland Park Pepper Shelter

671 WOODLAND PKWY.

## Park Features

- Up to 200 People
- 1 Sheltered Table
- 9 Tennis Courts
- Playground
- Restrooms
- ✔ **Jumphouse Permitted**



RESERVATION TYPE	Flat Rate	Peak Season Flat Rate	Non Peak Season Flat Rate
	FOUR HOUR	FULL DAY	FULL DAY
<b>Large</b> 100-200 people	<b>\$125</b>	<b>\$185</b>	<b>\$125</b>
PEAK SEASON: Apr. 1 – Oct. 31    NON-PEAK SEASON: Nov. 1 – Mar. 31			
FOUR HOUR TIME SLOTS 9 a.m.–1 p.m. or 1:30–5:30 p.m.		FULL DAY TIME FRAME 9 a.m.–5:30 p.m.	

# Woodland Park West Shelter

671 WOODLAND PKWY.

## Park Features

- Up to 50 People
- 1 Sheltered Table
- 9 Tennis Courts
- Playground
- Restrooms
- ✔ **Jumphouse Permitted**



RESERVATION TYPE	Flat Rate	Peak Season Flat Rate	Non Peak Season Flat Rate
	FOUR HOUR	FULL DAY	FULL DAY
<b>Small</b> 0–50 people	<b>\$80</b>	<b>\$120</b>	<b>\$80</b>
PEAK SEASON: Apr. 1 – Oct. 31    NON-PEAK SEASON: Nov. 1 – Mar. 31			
FOUR HOUR TIME SLOTS 9 a.m.–1 p.m. or 1:30–5:30 p.m.		FULL DAY TIME FRAME 9 a.m.–5:30 p.m.	

# Woodland Park Schoolside Shelter

671 WOODLAND PKWY.

## Park Features

- Up to 100 People
- 2 Sheltered Tables
- 9 Tennis Courts
- Playground
- Restrooms
- ✔ **Jumphouse Permitted**



RESERVATION TYPE	Flat Rate	Peak Season Flat Rate	Non Peak Season Flat Rate
	FOUR HOUR	FULL DAY	FULL DAY
<b>Medium</b> 50–100 people	<b>\$100</b>	<b>\$150</b>	<b>\$100</b>
PEAK SEASON: Apr. 1 – Oct. 31    NON-PEAK SEASON: Nov. 1 – Mar. 31			
FOUR HOUR TIME SLOTS 9 a.m.–1 p.m. or 1:30–5:30 p.m.		FULL DAY TIME FRAME 9 a.m.–5:30 p.m.	



# Woodland Park East Shelter

671 WOODLAND PKWY.

## Park Features

- Up to 100 People
- 2 Sheltered Tables
- 9 Tennis Courts
- Playground
- Restrooms
- ✓ **Jumphouse Permitted**



RESERVATION TYPE	Flat Rate	Peak Season Flat Rate	Non Peak Season Flat Rate
	FOUR HOUR	FULL DAY	FULL DAY
<b>Medium</b> 50–100 people	<b>\$100</b>	<b>\$150</b>	<b>\$100</b>
<b>PEAK SEASON:</b> Apr. 1 – Oct. 31 <b>NON-PEAK SEASON:</b> Nov. 1 – Mar. 31			
<b>FOUR HOUR TIME SLOTS</b> 9 a.m.–1 p.m. or 1:30–5:30 p.m.	<b>FULL DAY TIME FRAME</b> 9 a.m.–5:30 p.m.		

# Woodland Park North Shelter

671 WOODLAND PKWY.

## Park Features

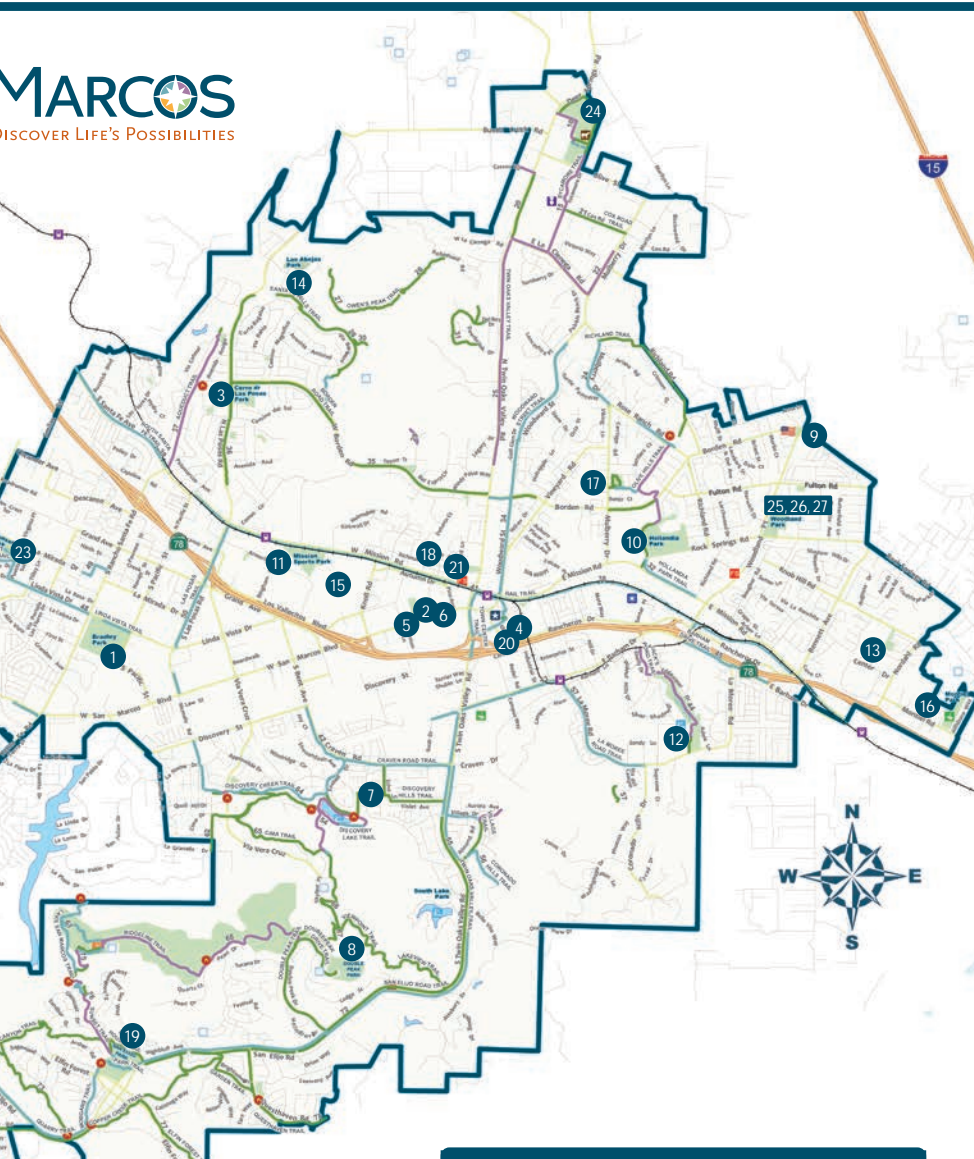
- Up to 100 People
- 1 Sheltered Tables
- 9 Tennis Courts
- Playground
- Restrooms
- ⊗ **No Jumphouse Permitted**



RESERVATION TYPE	Flat Rate	Peak Season Flat Rate	Non Peak Season Flat Rate
	FOUR HOUR	FULL DAY	FULL DAY
<b>Medium</b> 50–100 people	<b>\$100</b>	<b>\$150</b>	<b>\$100</b>
<b>PEAK SEASON:</b> Apr. 1 – Oct. 31 <b>NON-PEAK SEASON:</b> Nov. 1 – Mar. 31			
<b>FOUR HOUR TIME SLOTS</b> 9 a.m.–1 p.m. or 1:30–5:30 p.m.		<b>FULL DAY TIME FRAME</b> 9 a.m.–5:30 p.m.	

# Parks and Facilities

		Picnic Area	Play-ground	Restrooms	Field	Trails	Dog Park	Splashpad/pool	Skate Park	Rentals	Other
1	<b>Bradley Park</b> 1587 Linda Vista Drive	PT S	●	●	MP SA						BQ H
2	<b>Buelow Park</b> 300 Autumn Drive	PT S	●	●		TC		SP		SR	BB
3	<b>Cerro de Las Posas Park</b> 1387 W. Borden Road	PT SR		●	MP	TC		SP P		SR	BQ TE
4	<b>Civic Center Park</b> 3 Civic Center Park	PT S	●			TC					BB VB
5	<b>Connors Park</b> 320 W. San Marcos Blvd.	PT S	●	●	MP				●	SR	BB PB TE
6	<b>Corky Smith Gymnasium</b> 274 Pico Avenue			●						FR	BB PB VB
7	<b>Discovery/Lakeview Park</b> 650 Foxhall Drive	PT S	●	●		TC		SP		SR	
8	<b>Double Peak Park</b> 910 Double Peak Drive	PT S	●	●		TC				SR	A
9	<b>Helen Bougher Memorial Park</b> 1243 Borden Road	PT									VW
10	<b>Hollandia Park</b> 12 Mission Hills Court	PT S	●	●	LB MU	TC	●		●	SR	BQ A, H
11	<b>Innovation Park</b> 1151 Armorlite Drive	PT S	●	●			●				PB
12	<b>Jack's Pond Park &amp; Nature Center</b> 986 La Moree Road	PT S	●	●		TC				SR	NC
13	<b>Knob Hill Park</b> 860 Avenida Ricardo	PT S	●								
14	<b>Las Abejas Park</b> 999 Woodhaven Road	PT S	●	●		●				SR	
15	<b>Mission Sports Complex</b> 931 Bailey Court	PT S	●	●	MU LB						
16	<b>Montiel Park</b> 2290 Montiel Road	PT	●	●			●				BB DG
17	<b>Mulberry Park</b> 751 Mulberry Drive	PT	●	●		TC		SP			BQ
18	<b>Richmar Park</b> 110 Richmar Avenue	PT S	●	●							
19	<b>San Elijo Park &amp; Recreation Center</b> 1105 Elfin Forest Road	PT S	●	●	LB MP	TC	●	SP		FR SR	BQ H, S
20	<b>San Marcos Community Center</b> 3 Civic Center Drive		●	●		TC				FR	A
21	<b>Senior Activity Center &amp; Mark J. Noy Jr. Adult Fitness Zone</b> 111 Richmar Avenue	PT		●						FR	FE
22	<b>Simmons Park</b> 2180 Rocky Point Drive	PT S	●	●		TC				SR	BB BQ
23	<b>Sunset Park</b> 1909 Puesta del Sol	S	●	●	MP SA	TC	●	SP		SR SA	DG VB
24	<b>Walnut Grove Park, Williams Barn &amp; Horse Arenas</b> 1950 Sycamore Drive	PT S	●	●	MP MU	TC				FR SA SR	BQ HA
25	<b>Woodland Park &amp; Pool</b> 671 Woodland Parkway	PT S	●	●				P		SR FR	BQ TE
26	<b>Wood House</b> 1148 Rock Springs Road			●						FR	
27	<b>Community Garden</b> 1263 Fulton Road										



## SAN MARCOS PARKS & TRAILS

- P** Pool
- PB** Pickleball Court
- PT** Picnic Tables
- S** Shelters
- SA** Soccer Arena
- SP** Splashpad
- SR** Shelter Rental
- TC** Trail Connection
- TE** Tennis Court
- VB** Volleyball Court
- VW** Veteran's Memorial Wall

- City of San Marcos
- Railroads
- Sprinter
- TRAILS**
  - Multi-Use
  - Soft Surface
  - Urban
- Fire Access Points
- Creeks
- Parks
- Lakes
- Communications Tower
- Fire Station
- Disc Golf
- Equestrian Access Point
- Fishing
- Government Offices/Civic Center
- Horse Arena
- Police/Sheriff
- Purple Heart Trail
- Veterans Memorial
- Water Tank





## CONTACT US

For further information,  
please reach out to us.

760-744-9000

[ParksandRec@San-Marcos.net](mailto:ParksandRec@San-Marcos.net)

3 Civic Center Drive,  
San Marcos CA 92069

[www.san-marcos.net](http://www.san-marcos.net)

**SAN MARCOS**   
DISCOVER LIFE'S POSSIBILITIES

